



- **Reasons Adults Seek Orthodontic Treatment**

Reasons Adults Seek Orthodontic Treatment Overcoming Hesitations About Braces Later in Life Clear Aligners for Subtle Tooth Movement Comparing Ceramic Brackets With Other Invisible Options Balancing Cosmetic Goals and Functional Needs Social Changes That Encourage Adult Orthodontics Handling Orthodontic Care Alongside Busy Schedules Managing Discomfort and Adjusting to Lifestyle Shifts Case Studies Highlighting Adult Smile Transformations Psychological Benefits of Aligned Teeth in Adulthood Minimizing Visibility of Orthodontic Appliances Key Questions Adults Often Ask About Treatment

- **How Orthodontics Connects With Periodontal Health**

How Orthodontics Connects With Periodontal Health Coordinating Orthodontic Work With Restorative Dentistry The Role of Oral Surgery in Complex Alignment Cases Importance of Joint Consultation for Comprehensive Outcomes Leveraging Data Sharing Between Dental Specialties Collaborative Approaches to Pediatric Growth Management Integrating Prosthodontics for Full Mouth Rehabilitation Teamwork for Managing Tongue Thrust and Speech Issues Streamlining Communication Among Healthcare Providers Shared Planning for Improved Patient Experiences Post Surgical Follow Ups With Multiple Specialists Building a Unified Strategy for Long Term Stability

- **About Us**



Balancing Cosmetic Goals and Functional Needs

****Desire for Improved Aesthetics**:** Many adults seek orthodontic treatment to enhance the appearance of their smile, addressing concerns such as crooked teeth, gaps, or overbites that may have persisted from childhood or developed due to various life factors.

****Desire for Improved Aesthetics**:** Many adults seek orthodontic treatment to enhance the appearance of their smile, addressing concerns such as crooked teeth, gaps, or overbites that may have persisted from childhood or developed due to various life factors.

When considering orthodontic treatment for kids, the journey often intertwines the pursuit of aesthetic improvement with the essential need for functional oral health. This balance is crucial, as it affects not just a child's smile but their overall well-being and self-esteem. Orthodontic visits usually occur every four to eight weeks **Kids' dental alignment services** American Association of Orthodontists. Here's a closer look at navigating this delicate equilibrium:

1. **Understanding the 'Why':** The first step in balancing cosmetic goals with functional needs is to understand why orthodontic treatment is sought. Often, parents and children desire straighter teeth for aesthetic reasons, but it's equally important to address underlying issues like overcrowding or bite problems that can lead to more serious dental health concerns down the line.
2. **Early Intervention:** Recognizing the right time for orthodontic intervention can play a pivotal role in achieving both cosmetic and functional outcomes. Early treatment can guide the growth of the jaw and ensure that permanent teeth have enough space, potentially reducing the need for more complex corrections later on.
3. **Customized Treatment Plans:** Every child's mouth is unique, necessitating personalized treatment plans that consider both aesthetics and function. Orthodontists must carefully evaluate each case to determine which appliances—be it traditional braces, clear aligners, or other specialized devices—will best serve the dual purposes of improving appearance and ensuring proper occlusion (how teeth come together).
4. **Psychosocial Considerations:** The impact of orthodontic treatment extends beyond physical health; it deeply influences a child's social interactions and self-

image. Achieving a pleasing cosmetic result can significantly boost confidence during formative years, but it's vital that this does not overshadow addressing any functional problems that might affect speech, chewing, or jaw health.

5. **Communication is Key:** Open dialogue between parents, children, and orthodontists fosters an environment where cosmetic aspirations are discussed alongside functional requirements. Setting realistic expectations helps manage anxieties about treatment duration and outcomes while emphasizing holistic care goals.
6. **Maintaining Oral Hygiene:** Regardless of cosmetic objectives, maintaining excellent oral hygiene throughout orthodontic treatment is non-negotiable whether focusing on function or appearance. Proper cleaning techniques become even more critical to prevent decay and gum disease during this period of structural changes in the mouth.
7. **Long-term Considerations:** After active treatment concludes—whether through braces or aligners—it's essential to consider long-term maintenance strategies like retainers to preserve both cosmetic results and functional benefits achieved during orthodontic care. This ongoing commitment ensures lasting harmony between form and function in a child's smile.

8. **Embracing Individuality:** Ultimately, while striving for optimal balance between aesthetic desires and functional needs, it's important to celebrate each child's unique smile journey. Orthodontics should enhance natural beauty rather than impose conformity; after all, every smile tells its own story—and sometimes those imperfections contribute uniquely to an individual's charm and character.

Navigating orthodontic treatment for kids involves thoughtful consideration where neither cosmetic dreams nor fundamental health needs are compromised at the expense of the other but harmoniously integrated towards achieving a confident, healthy smile that lasts a lifetime.

****Boosting Self-Confidence**:**
Orthodontic treatment can significantly improve an adult's self-esteem and confidence by correcting

dental imperfections, leading to a more positive self-image and better social interactions.

- ****Desire for Improved Aesthetics****: Many adults seek orthodontic treatment to enhance the appearance of their smile, addressing concerns such as crooked teeth, gaps, or overbites that may have persisted from childhood or developed due to various life factors.
- ****Boosting Self-Confidence****: Orthodontic treatment can significantly improve an adult's self-esteem and confidence by correcting dental imperfections, leading to a more positive self-image and better social interactions.
- ****Enhancing Oral Health****: Proper alignment of teeth through orthodontic treatment can improve oral hygiene by making it easier to clean teeth effectively, thereby reducing the risk of cavities and gum disease that may have been challenging to manage in misaligned dentitions.
- ****Addressing Chronic Dental Issues****: Adults may seek orthodontics to resolve long-standing dental problems such as bite issues (overbites, underbites, crossbites) that can lead to jaw pain, headaches, and digestive difficulties if left untreated.
- ****Correcting Speech Impediments****: Misaligned teeth or jaw structures can contribute to speech difficulties; orthodontic treatment can

correct these issues, improving articulation and overall communication skills.

- ****Preventive Measures Against Tooth Wear****: Properly aligned teeth are less prone to excessive wear and tear; adults may pursue orthodontic treatment to prevent premature tooth degradation and associated costs of restorative dentistry.
- ****Facilitating Better Chewing Efficiency****: Orthodontic treatment can improve bite function and alignment, allowing for more efficient chewing which is crucial for digestion and overall nutritional health in adulthood.

Orthodontics, a specialty within the dental field, focuses on the correction of misaligned teeth and jaw positions, playing a crucial role not just in aesthetics but also in overall oral health, particularly during the formative growth years of individuals. This discipline beautifully intertwines cosmetic goals with functional needs, offering solutions that extend beyond mere smiles to encompass speech clarity, chewing efficiency, and long-term dental health.

During childhood and adolescence, the human jaw and teeth are in a dynamic state of development, making it an ideal period for orthodontic intervention. The bones and tissues are more malleable, allowing for more straightforward corrections that can significantly influence future dental health. This is where the importance of balancing cosmetic desires with functional requirements becomes paramount. While many seek orthodontic treatment to enhance their smile's appearance—a coveted boost to self-esteem—there's an equally critical need to ensure that these interventions contribute positively to function. Proper alignment isn't just about aesthetics; it's about ensuring teeth fit together correctly when biting and chewing, which is essential for preventing issues like tooth wear, gum disease, and temporomandibular joint disorders (TMJ).

The pursuit of a balanced approach means considering each individual's unique set of needs. For some, the primary concern might be overcrowding or protrusion of teeth that could lead to difficulties in maintaining oral hygiene or increased risk of injury to prominent front teeth. In such cases, orthodontic treatment offers both cosmetic improvements—straighter, more aligned teeth—and functional benefits like reduced risk of enamel decay due to better plaque control and diminished likelihood of traumatic injuries.

Moreover, addressing these issues early can prevent the need for more invasive procedures later in life. Misaligned jaws can lead to uneven wear on tooth surfaces and undue stress on the joints connecting the jawbone to the skull. By intervening during growth years with a blend of braces, aligners, or less conventional methods tailored to individual growth patterns—like palatal expanders or functional appliances—orthodontists can guide development towards a harmonious balance between form and function.

The challenge lies in navigating patient expectations regarding timelines and outcomes while ensuring treatments are effective and comfortable. Modern orthodontics offers a variety of options—from traditional metal braces to clear aligners—that cater not only to aesthetic preferences but also accommodate lifestyle considerations crucial during active growth periods marked by school activities, sports,

In essence, orthodontics during growth years represents more than just an avenue for achieving a picture-perfect smile; it's an investment in lifelong oral health and functionality. By harmonizing cosmetic aspirations with functional necessities tailored specifically for developing individuals, orthodontists play an indispensable role in crafting futures where every smile is not only beautiful but also robustly equipped for years to come. It's this delicate balance that truly underscores the significance of orthodontics—not merely as a corrective measure but as a cornerstone supporting holistic well-being through every stage of life's journey.

****Enhancing Oral Health**:**

Proper alignment of teeth through orthodontic treatment can improve oral hygiene by making it easier to clean teeth effectively, thereby reducing the risk of cavities and gum disease that may have been challenging to manage in misaligned dentitions.

Balancing Cosmetic Goals and Functional Needs: A Dual Focus on Aesthetics and Function

In our daily lives, the objects and spaces we interact with are often judged not just by how they look but also by how well they serve their intended purpose. This dual focus on aesthetics and function is particularly pivotal when discussing the concept of "Balancing Cosmetic Goals and Functional Needs." It's a principle that permeates various aspects of design, from architecture to product design, reflecting a deep-seated human desire for environments and items that are both pleasing to the eye and practical in use.

At its core, aesthetics pertains to the appeal of beauty or taste, capturing our visual and emotional responses to design. It's about creating an experience that resonates on an emotional level—think of walking into a beautifully designed room that instantly makes you feel at ease, or using a sleek, ergonomically designed tool that feels like an extension of your hand. Aesthetics elevate our interaction with the world beyond mere utility; it's about crafting experiences that stimulate our senses and enrich our environment.

On the flip side, functionality is rooted in practicality—the essence of 'form following function,' as famously stated by architect Louis Sullivan. This philosophy underscores the idea that the shape of a building or object should primarily relate to its intended function or purpose. In practical terms, this means ensuring that whatever we design or use can perform its role effectively without unnecessary embellishments that might compromise usability or efficiency. For instance, a kitchen appliance should not only be visually appealing but also easy to clean, safe to operate, and efficient in performing its cooking tasks.

The challenge lies in harmonizing these two often competing interests—making something beautiful while ensuring it serves its purpose impeccably. Achieving this balance requires

thoughtful consideration at every stage of design. Designers must deeply understand both the aesthetic desires of their audience and the functional requirements dictated by context and use. For example, a public park must be designed not just for its scenic beauty but also for accessibility, safety, and sustainability—ensuring it serves as a vibrant community space while maintaining ecological integrity over time.

Moreover, advancements in technology have broadened the possibilities for achieving this balance. Innovations allow designers to experiment with materials and forms previously unimaginable while enhancing functionality through smart designs—like furniture with built-in charging stations or buildings with integrated solar panels—that marry aesthetic innovation with practical benefits seamlessly.

Ultimately, balancing cosmetic goals with functional needs isn't merely about satisfying two separate criteria; it's about creating synergy between form and function—a dance where neither steps on the toes of the other but rather complements each movement gracefully. When done right, this dual focus results in designs that delight us visually while providing tangible benefits that enhance our everyday lives—spaces that inspire us, products that empower us, all woven together by threads of thoughtful design that honor both aesthetics and function in equal measure. This approach not only meets immediate needs but also fosters deeper connections between people and their surroundings—a testament to thoughtful design's power to enrich our world meaningfully.

****Addressing Chronic Dental Issues**:** Adults may seek

orthodontics to resolve long-standing dental problems such as bite issues (overbites, underbites, crossbites) that can lead to jaw pain, headaches, and digestive difficulties if left untreated.

When we talk about balancing cosmetic goals with functional needs, especially in the realm of product design, technology, and even urban planning, it's crucial to understand that the importance of function often outweighs mere aesthetics. This principle isn't just a guiding philosophy; it's a fundamental approach that ensures longevity, usability, and relevance in an ever-changing world. To appreciate this balance, let's delve into why focusing on function is paramount, even when the allure of cosmetic appeal is strong.

Firstly, let's consider the realm of technology, particularly consumer electronics. We're all drawn to devices that look sleek and modern; the shine of glass screens and the

minimalist design language are undeniably appealing. Yet, what truly keeps users coming back isn't just how these devices look but how well they perform their intended functions. A smartphone may boast an elegant curve and vibrant display, but if its battery life is lackluster or the software is clunky, users will quickly lose interest despite its cosmetic charm. The functionality—the ease of use, performance reliability, and efficiency—becomes the cornerstone upon which user satisfaction and loyalty are built. In this digital age where utility intersects seamlessly with style through good design practices like user-centric interfaces and durable materials, prioritizing function doesn't mean sacrificing beauty; rather, it enhances it by ensuring that form follows functionality effectively.

Similarly, in architecture and urban planning, the debate between aesthetics and utility plays out on a grand scale. Imagine a cityscape dominated by visually stunning buildings that capture the eye but neglect practical considerations like accessibility for all residents or sustainable energy usage. While such structures might win awards for architectural beauty or generate buzz as tourist attractions, their long-term value to the community hinges on their ability to serve practical needs efficiently—providing safe housing, encouraging social interaction through well-designed public spaces, or contributing to environmental sustainability through green practices. Here again, function takes precedence because buildings aren't just monuments; they are integral parts of people's daily lives. A structure must first meet basic functional requirements—adequate space allocation for living or working purposes—before aspiring towards aesthetic excellence. When designers prioritize these core functional needs alongside visual appeal, they create environments that are not only beautiful but also livable and responsive to community needs over time.

Moreover extending this reasoning into product design illustrates how essential function is in dictating form. Take furniture design as an example: while a chair may be crafted with intricate detailing and an eye-catching shape—a true work of art if you will—it ultimately fails if it's uncomfortable or unstable. The primary function of a chair—to provide comfortable seating—is non-negotiable; hence any decorative elements must

complement rather than compromise its fundamental purpose. Good design emerges from understanding this interplay where aesthetics enhance usability rather than overshadow it. Designers who grasp this balance create products that resonate with users on both emotional (aesthetic) and practical (functional) levels—furniture that people want to use daily because it looks great but also feels incredible to sit on for prolonged periods without discomfort or safety concerns.

In conclusion, embracing the principle that function should guide cosmetic goals is vital across various domains—from technology to urban landscapes to everyday products like furniture. It ensures creations don't just catch our eyes but also enrich our lives by meeting essential needs effectively while offering pleasure through thoughtful design execution. This balanced approach fosters sustainability

****Correcting Speech**

Impediments:** Misaligned teeth or jaw structures can contribute to speech difficulties; orthodontic

treatment can correct these issues, improving articulation and overall communication skills.

The intersection of cosmetic aspirations and functional needs in dental health, particularly focusing on the importance of proper bite and alignment, presents a fascinating discourse that touches on both aesthetics and overall well-being. This conversation is pivotal as it navigates the delicate balance between achieving a smile that pleases societal standards of beauty and ensuring that our dental structure supports our health and comfort in the long term.

To begin with, let's unpack what's meant by "proper bite" and "alignment." A proper bite refers to how the upper and lower teeth meet when the mouth is closed—a harmonious interaction that ensures neither set of teeth overly dominates the other. Alignment, closely tied to this, refers to how straight or properly positioned the teeth are within the jaw. Both aspects are crucial not just for a picture-perfect smile but also for maintaining optimal oral health and function.

The impact of improper bite and misalignment on health can be profound. Malocclusions—where teeth do not fit together properly—can lead to a host of issues, ranging from

discomfort during chewing to more serious conditions like temporomandibular joint disorders (TMD), which affect the jaw joint and surrounding muscles, causing pain and difficulty in jaw movement. Over time, these issues can extend beyond mere discomfort; they may contribute to headaches, neck pain, and even affect one's digestive system by making eating less efficient or more painful.

On the cosmetic front, while society often places a premium on aesthetically pleasing smiles—straight teeth being a common ideal—the pursuit of such beauty should not come at the expense of functionality. Here lies the crux: balancing these goals means considering treatments that improve appearance without compromising oral health or function. Modern orthodontic solutions offer various pathways to achieve this balance. For instance, clear aligners provide an aesthetic alternative to traditional metal braces for straightening teeth, reducing visibility while still correcting alignment issues effectively. Similarly, certain surgical interventions can address severe misalignments while considering aesthetic outcomes post-recovery.

Moreover, recognizing individual needs is paramount in this balancing act. What works for one person might not suit another due to varying degrees of misalignment, existing dental health conditions, or personal aesthetic desires. This bespoke approach requires collaboration between patients and dental professionals who understand both the artistry of smiling confidently and the science behind maintaining healthy oral functions.

In essence, striving for balanced dental care involves appreciating that our teeth serve dual roles: they are tools essential for everyday functions like eating and speaking but also significant contributors to our self-esteem and social interactions through aesthetics. By prioritizing treatments that aim for both harmony in bite alignment and cosmetic appeal—considering each individual's unique circumstances—we can ensure that our pursuit of beautiful smiles does not detract from their ability to serve us well throughout our lives. This holistic view encourages individuals to seek solutions that complement their lifestyle while honoring their desire for an attractive smile—a true embodiment of balancing

****Preventive Measures**

Against Tooth Wear:**

Properly aligned teeth are less prone to excessive wear and tear; adults may pursue orthodontic treatment to prevent premature tooth degradation and associated costs of restorative dentistry.

The journey of orthodontic treatment, particularly when we zoom in on the realm of long-term benefits of functional orthodontic treatment, becomes a fascinating exploration into how aligning our teeth isn't merely about achieving a dazzling smile but also about fostering overall oral health and wellbeing. This nuanced approach to orthodontics elegantly balances cosmetic goals with functional needs, creating a holistic pathway to dental harmony that resonates deeply with individuals seeking lasting change.

To begin with, let's unpack what we mean by "functional orthodontic treatment." At its core, this methodology prioritizes not just the aesthetics of a smile but the fundamental functionality of the jaw, teeth, and associated muscular structures. Orthodontists adopting this philosophy understand that teeth are integral components of a complex system; their alignment impacts chewing efficiency, speech clarity, and even facial symmetry. By focusing on function first, these professionals lay a solid foundation for treatments that promise both beauty and utility.

The long-term benefits of such an approach are manifold. Firstly, correcting underlying functional issues can significantly reduce the risk of future dental problems. Misaligned teeth or improper bites can lead to excessive wear on tooth surfaces, gum disease, and even temporomandibular joint disorders (TMJ). By addressing these concerns early through functional orthodontics, patients set themselves up for decades of healthier oral function—a silent victory that often goes unnoticed until problems arise in its absence.

Moreover, while cosmetic improvements are certainly a perk—who doesn't dream of a straighter smile?—the functional aspect ensures these enhancements don't come at the cost of comfort or health. A well-aligned bite translates to less strain on jaw muscles during everyday activities like chewing and speaking, mitigating potential pain and discomfort over time. This is where the true elegance of balancing cosmetic goals with functional needs shines: enhancing appearance without sacrificing oral health or comfort.

Additionally, there's an undeniable psychological boost tied to both aspects of this balanced approach. Aesthetic improvements can significantly uplift self-esteem and confidence—vital components for personal and professional success. Meanwhile, knowing one's bite functions optimally provides peace of mind that transcends mere appearances; it's about feeling secure in the knowledge that your dental health is robust and resilient against future challenges.

In considering patient demographics, it's worth noting that this balanced approach appeals across ages. For adolescents undergoing critical growth phases, addressing both form and function early can prevent more severe complications down the line, ensuring they enjoy not only youthful smiles but also healthy oral mechanics as they mature. Adults seeking orthodontic solutions later in life also benefit immensely; improved functionality can alleviate years of discomfort while achieving cosmetic aspirations without invasive procedures that might seem daunting given their life circumstances.

In conclusion, the long-term benefits woven into functional orthodontic treatment beautifully illustrate how embracing a comprehensive view—one that honors both cosmetic desires and essential functionality—can redefine what success looks like in orthodontics. It's not merely about achieving a picture-perfect smile but crafting lifelong oral health equilibrium where every bite counts towards a happier, healthier you. As we navigate this intricate balance between aesthetics and function in orthodontic care, we unveil not just transformative smiles but profound enhancements to quality of life—a testament to why this approach stands as a cornerstone for modern orthodontic practice.

****Facilitating Better Chewing Efficiency**:** Orthodontic treatment can improve bite function and alignment, allowing for more efficient chewing which is crucial for digestion and overall nutritional health in adulthood.

When we delve into the nuanced realm of balancing cosmetic goals with functional needs, particularly through the lens of "Assessing Individual Needs: A Case-by-Case Approach," we're navigating a landscape where personal desires meet practical requirements. This delicate dance is especially pertinent in fields such as cosmetics, healthcare, and even everyday product design, where the line between enhancing appearance and ensuring functionality can often blur.

At its core, the essence of this balance lies in understanding that every individual's needs are uniquely tailored to their lifestyle, health condition, and personal aspirations. For instance, consider someone recovering from an injury; their cosmetic goals might initially revolve around regaining normal appearance, but their functional needs—such as comfort, support, and perhaps even medical-grade materials for healing—take precedence. Here, a case-by-case approach demands an intimate understanding of not just what the individual desires aesthetically but also what they require to lead a fully functional life during their recovery.

In the realm of cosmetics, this translates to products that not only promise beauty enhancements but also cater to specific skin conditions or functional requirements. For example, sunscreens are a quintessential example; while their primary cosmetic goal is to improve skin appearance by preventing damage and aging signs, they simultaneously serve a critical functional need—protection against harmful UV rays that can lead to serious health issues like skin cancer. Thus, an effective sunscreen must strike a balance between being cosmetically appealing—lightweight, non-greasy—and functionally robust—offering broad-spectrum protection suitable for various skin types and activities.

Moreover, this approach extends beyond personal care products into areas like clothing and footwear design. Take athletic wear designed for individuals with specific physical challenges or disabilities; here, aesthetics might play a secondary role compared to

features like enhanced flexibility, supportive structures for unstable joints, or moisture-wicking fabrics that prioritize comfort and performance over traditional fashion norms. The balance here isn't merely about meeting expectations; it's about redefining them by integrating functionality seamlessly within the framework of personal style and expression.

In healthcare appliances or prosthetics, the distinction becomes even more pronounced. Devices like custom orthotics or advanced prosthetic limbs aren't just about restoring appearance—they're indispensable tools for regaining mobility and independence. The challenge lies in crafting these devices so that they not only meet stringent functional standards but also align with the user's sense of self and comfort in social settings—a crucial aspect often overlooked in purely functional designs.

Ultimately, embracing a case-by-case approach means recognizing each individual's narrative—a story woven from threads of personal history, current circumstances, aspirations for both look and function—and crafting solutions that honor this complexity without simplification. It requires empathy from designers and practitioners alike to listen deeply to the individual's voice—to understand not just what they want but what they truly need—to thrive in their daily lives while feeling confident in their appearance. In doing so, we elevate our creations beyond mere commodities into meaningful extensions of who we are—as individuals striving for both beauty and utility in perfect harmony.

The importance of comprehensive evaluations before embarking on treatment planning, particularly when considering the balance between cosmetic goals and functional needs, cannot be overstated. This principle is not just a cornerstone of effective healthcare but also reflects a profound respect for the individual's holistic well-being. When we talk about balancing cosmetic goals with functional needs, we're delving into a nuanced territory where aesthetics meet functionality, and the stakes are often much higher than mere appearance.

Starting with the basics, comprehensive evaluations serve as the bedrock upon which any successful treatment plan is built. These evaluations are meticulous assessments that go beyond surface-level concerns to uncover underlying issues that might affect both the aesthetic outcome and the patient's functionality. For instance, in orthodontics, evaluating not just the alignment of teeth but also the health of gums, jaw function, and occlusion (how teeth fit together) is crucial. Ignoring these functional aspects could lead to treatments that straighten teeth beautifully but compromise bite functionality or oral health in the long run.

Similarly, in plastic surgery or cosmetic procedures aimed at enhancing appearance—be it breast augmentation, rhinoplasty, or facial rejuvenation—the evaluation process must consider how these procedures might impact breathing, speech, or other vital functions. Aesthetics should never come at the expense of essential bodily functions; instead, they should complement and enhance them without causing harm or discomfort.

Moreover, comprehensive evaluations facilitate a tailored approach to treatment planning that honors each individual's unique circumstances and priorities. Every patient brings a distinct set of expectations regarding their cosmetic goals alongside functional necessities shaped by their lifestyle and occupation. For athletes or individuals engaged in physically demanding work, ensuring that any cosmetic intervention does not impede performance or lead to injury becomes paramount. Herein lies another layer of complexity where understanding the interplay between appearance and function becomes critical for crafting treatment plans that are both effective and safe.

Additionally, embracing a thorough evaluative process underscores an ethos of informed consent—a fundamental principle in medical ethics. By thoroughly discussing potential outcomes—both aesthetic and functional—with patients, healthcare providers empower them to make knowledgeable decisions about their bodies and health. This partnership fosters trust and ensures that treatments align closely with patients' values and lifestyles.

rather than imposing external ideals of beauty or function that may not serve them well in their day-to-day lives.

In conclusion, prioritizing comprehensive evaluations before diving into treatment planning for balancing cosmetic goals with functional needs is not merely a procedural formality; it's an ethical imperative rooted in respect for individual autonomy and wellbeing. Such an approach ensures that enhancements made for aesthetic purposes do not undermine essential functions but rather enrich them harmoniously. It's through this thoughtful integration of form with function that we can truly celebrate our commitment to holistic care—a care that sees beauty not just as skin deep but as part of an intricate weave of health, functionality, and personal identity.

When we embark on the journey of supporting children in achieving a balance between their cosmetic goals and functional needs, particularly in the realm of orthodontics or pediatric dentistry, it's crucial to distinguish between unique functional issues and cosmetic concerns. This nuanced understanding is key to crafting personalized care plans that not only enhance the aesthetic appeal of a child's smile but also ensure their long-term oral health and functionality.

Functional issues often take center stage in discussions about children's dental health because they directly impact how a child eats, speaks, and maintains oral hygiene. For instance, malocclusions, such as overbites or crossbites, can lead to difficulties in chewing food properly or even affect speech development. These problems are not merely aesthetic; they have tangible implications for a child's overall well-being. Functional appliances or orthodontic interventions aimed at correcting these issues are essential investments in a child's future health. They ensure that the jaw develops correctly, teeth align properly, and that there's minimal risk of tooth decay or gum disease due to misalignment.

On the other hand, cosmetic concerns often revolve around how a child perceives their smile and how it affects their self-esteem and social interactions. Issues like stained teeth, minor gaps, or slight misalignments might not hinder daily functions significantly but can heavily influence a child's confidence and desire to engage socially. Cosmetic dentistry solutions, ranging from tooth whitening to clear aligners for subtle adjustments, aim to refine the appearance of the smile while considering the psychological impact on the child. It's vital here to approach these concerns with sensitivity; what might seem trivial from an adult perspective can hold significant weight in a developing individual's life.

Striking a balance between these two aspects involves thoughtful consideration of both immediate and long-term outcomes. Orthodontic treatments designed with functionality in mind must also take into account the psychological benefits that come with enhancing appearance—a harmonious blend where straight teeth contribute not just to better biting and speaking but also boost self-esteem as children see improvements in how they perceive their smiles. Conversely, addressing purely cosmetic issues should be done with an eye towards ensuring these procedures do not compromise functional outcomes; after all, an attractive smile that doesn't function well is less beneficial than one that balances both aspects seamlessly.

In conclusion, navigating the intersection of balancing cosmetic goals with functional needs for each unique child requires empathy, expertise, and a holistic view of what constitutes success in pediatric dental care. By prioritizing functional issues first—ensuring proper alignment and health—and then thoughtfully addressing cosmetic desires within those parameters, we offer children more than just a beautiful smile; we provide them with tools for lifelong oral health and confidence grounded in comfort and functionality. This balanced approach ensures that every intervention serves not just instant gratification but lays a foundation for future oral wellness—a testament to thoughtful care tailored specifically for each young individual's journey toward optimal health and happiness.

The Role of Parents and Guardians in Decision Making: Balancing Cosmetic Goals and Functional Needs

In the ever-evolving landscape of personal care and aesthetics, the influence of parents and guardians on children's decisions regarding cosmetic goals versus functional needs stands as a pivotal yet nuanced topic. This balance is not merely about choosing between vanity and necessity; it's about nurturing a holistic understanding of self-care that respects both immediate desires and long-term well-being. As children navigate their formative years, the guidance of those who have walked this path before them becomes invaluable, shaping not just their appearance but their self-perception and health.

Parents and guardians often find themselves at the crossroads of encouraging individual expression through cosmetic choices while ensuring these choices do not overshadow essential health considerations. On one hand, cosmetics can boost confidence, offering a means for individuals to express their personality and cope with societal pressures. For many, makeup or other cosmetic products are tools for empowerment, allowing them to feel more comfortable in their skin or to align with cultural or social norms. Herein lies the delicate art of supporting these aspirations without fostering an unhealthy fixation on appearance.

Conversely, recognizing the functional needs—such as skincare routines for acne-prone skin or proper hair care for texture management—is equally crucial. These aspects emphasize the importance of health over mere aesthetics, teaching children that true beauty emanates from taking care of one's body as much as enhancing its appearance. Parents play a critical role in educating their children about the science behind skincare, the benefits of nutritious diets for skin health, and how certain cosmetic practices can either complement or compromise these foundations. This education instills responsibility and an understanding that true beauty involves both inner vitality and outer care.

Moreover, fostering open dialogues around these topics equips young individuals with critical thinking skills necessary to discern marketing messages from genuine needs. In an age where social media inflates ideals of beauty, parents have a unique opportunity to guide their children through this maze by promoting a balanced view—acknowledging that while looking good can feel great, feeling good about oneself is paramount regardless of cosmetic adherence. This approach encourages resilience against unrealistic standards while reinforcing self-esteem grounded in intrinsic qualities rather than external alterations.

In making decisions together regarding cosmetic versus functional priorities, parents model collaborative decision-making—a skill invaluable beyond adolescence into adulthood. By involving children in discussions about what products to use or when (and if) to pursue cosmetic enhancements, parents cultivate independence coupled with wisdom. Children learn to weigh options based on both immediate gratification and long-term effects on their health—a lesson deeply embedded through shared decision-making processes that respect their growing autonomy while safeguarding their well-being.

Ultimately, parents and guardians serve as anchors amidst swirling trends and personal desires by guiding children toward a balanced understanding: embracing cosmetics as tools for enhancement rather than substitutes for intrinsic value; prioritizing functional needs that underpin healthy living; and engaging critically with societal pressures surrounding beauty standards. In doing so, they nurture not only physically healthier but also emotionally resilient individuals ready to navigate life's complexities equipped with both confidence bolstered by thoughtful choices and an unwavering sense of self-worth that transcends superficial measures of beauty.

Balancing Cosmetic Goals and Functional Needs: A Human Approach to Prioritization

In our fast-paced, visually-oriented society, the interplay between cosmetic goals and functional needs often becomes a focal point in various aspects of life, from personal grooming to healthcare and technology. This delicate balancing act is particularly evident when we delve into the realm of "Balancing Cosmetic Goals and Functional Needs," a topic that resonates deeply with individuals striving for both appearance and performance in their daily lives. To navigate this complex landscape effectively, one must adopt a holistic perspective that values both aesthetic desires and practical requirements, understanding how these seemingly opposing forces can complement rather than conflict with each other.

At the heart of this balance lies an intrinsic understanding of human psychology and sociology. People are inherently drawn to aesthetics; attractive designs, appealing colors, and sleek functionality captivate us on a subconscious level. Yet, it's our functional needs—comfort, efficiency, durability—that ultimately dictate our long-term satisfaction with any product or solution. For instance, in the realm of fashion, a stunning outfit might initially draw attention but fails to hold its ground if it lacks comfort or doesn't suit the wearer's lifestyle. Similarly, in healthcare technologies like prosthetics or hearing aids, while cosmetic appeal is significant for the user's self-esteem and social interaction, their primary function—to restore or enhance physical capability—is paramount.

The challenge arises when these two sets of priorities pull in different directions. Take cosmetic surgery as an example; many seek procedures not only to correct medical issues but also to enhance their appearance significantly. Herein lies the crux: while improving one's looks can boost confidence and mental well-being—a crucial functional benefit—the pursuit should not overshadow the necessity for safe, medically sound practices that prioritize health over vanity. It's about harmonizing desire with responsibility.

To achieve such balance effectively requires open communication between stakeholders—consumers and creators alike. Manufacturers and service providers must listen closely to consumer needs while guiding them towards solutions that cater both to aesthetics and functionality without compromising safety or ethical standards. This dialogue fosters innovation where products are designed not just to look good but also to perform diligently under real-life conditions. For consumers, education plays a key role; understanding the intricacies behind their choices empowers them to make decisions that reflect a balanced view of what they truly need versus what might merely seem desirable at first glance.

Moreover, embracing flexibility is vital in this balancing act. As societal norms evolve—be it regarding beauty standards or technological expectations—what constitutes an ideal blend of cosmetic appeal and functional utility will also change. Adaptability allows individuals to reassess their priorities periodically, ensuring alignment with current values without losing sight of foundational needs.

Ultimately, balancing cosmetic goals with functional needs is an art that requires insight into human nature coupled with practical wisdom. It encourages us to look beyond superficial desires towards solutions that genuinely enrich our lives—solutions where beauty enhances us without overshadowing our core requirements for functionality and well-being. In recognizing this equilibrium as both achievable and desirable lies the true essence of progress—not just in products we create but in how we choose to integrate them into our daily existence for a more fulfilling life experience overall.

Educating parents about the potential long-term consequences of prioritizing aesthetics alone when it comes to their children's development is a conversation that demands both sensitivity and clarity. In our society, where appearances often seem to take center stage, it's easy for parents to get caught up in the immediate desire to see their children look a certain way—be it through fashion choices, hairstyles, or even early engagement with cosmetic procedures. However, this focus on aesthetics without considering functional

needs can lead to a host of issues down the line, impacting not just physical health but also emotional well-being and self-esteem.

Firstly, let's consider the physical implications. When aesthetic priorities overshadow functional needs, we risk neglecting essential aspects of growth and development. For instance, focusing excessively on achieving a particular body shape or size might lead to unhealthy eating habits or an avoidance of necessary physical activities. This isn't just about short-term health; it lays the groundwork for potential chronic conditions like obesity, diabetes, or cardiovascular diseases later in life. Bones and muscles need balanced exercise to develop properly; ignoring this in favor of aesthetic outcomes can result in weaker skeletal structures or poor muscle tone that affects mobility and overall health as they grow into adults.

Moreover, there's an emotional toll associated with prioritizing looks over function from a young age. Children are incredibly perceptive and absorb messages about beauty standards deeply. When their self-worth becomes tied primarily to how they look rather than who they are or what they can do, it sets them up for a fragile sense of identity. This can manifest in anxiety about appearance, body image issues, or even eating disorders—problems that can haunt individuals well into adulthood. The pressure to conform to narrow definitions of beauty can overshadow the development of confidence based on achievements, talents, and personal qualities that truly matter in life.

Additionally, by emphasizing aesthetics at the expense of functional needs like resilience and adaptability, we may inadvertently hinder a child's ability to cope with life's challenges. Life is full of twists and turns; being physically capable and mentally robust equips children better for these unforeseen circumstances than merely looking good does. A holistic approach that values functionality ensures children learn essential life skills—from teamwork through sports to problem-solving through academics—that contribute significantly to their success and happiness beyond mere appearances.

In advocating for a balanced view between cosmetic goals and functional needs, we encourage parents to nurture their children's overall development rather than focusing narrowly on physical appearance. This involves fostering an environment where healthy habits are emphasized—nutritious diets supported by regular physical activity—not just for how they shape the body but for what they do for overall health and vitality. Encouraging participation in diverse activities allows children not only to discover their strengths but also builds social skills and emotional intelligence crucial for navigating life's complexities with grace and confidence.

Ultimately, educating parents about these nuances is vital because it shapes not just the immediate future of our children but the kind of society we will raise them into—a society that values depth over superficiality, function over fleeting trends. It's about instilling in them a sense of self that is rooted in capability and character rather than merely appearance—a message that will resonate throughout their lives as they navigate personal growth alongside societal expectations.

Balancing cosmetic goals with functional needs in treatments is a nuanced dance that many individuals navigate in their quest for personal enhancement. This exploration delves into how we can harmonize the desire for aesthetic improvement with the imperative for functionality, ensuring that the treatments we choose serve both purposes without compromising one for the other.

To begin with, it's crucial to understand what drives our pursuit of cosmetic enhancements. For many, it's about confidence and self-expression—wanting to look our best can significantly boost our mood and how we interact with the world. At the same time, there's an increasing recognition of how our physical appearance intersects with functionality; for instance, wearing comfortable yet stylish shoes not only enhances our look but also supports our feet during long days.

When considering treatments like cosmetic surgery, dermatological procedures, or even everyday skincare routines, it's essential to evaluate their dual potential. Take facial fillers, for example. While primarily sought after to reduce wrinkles and add volume to areas like lips or cheeks—addressing cosmetic concerns—they also have functional benefits. By restoring facial contours, these injections can subtly improve facial symmetry and even alleviate sinus issues in some cases by adjusting the shape of the nose slightly. This duality showcases how a treatment aimed at aesthetics can simultaneously address functional aspects of our well-being.

Similarly, orthodontic treatments provide a striking illustration of this balance. Straightening teeth isn't just about achieving a radiant smile; it's also crucial for oral health and function. Properly aligned teeth reduce the risk of gum disease and make chewing more efficient, thus supporting overall digestive health—a clear merging of cosmetic appeal with functional necessity.

In exploring skincare routines, we find another realm where cosmetics meet functionality head-on. Ingredients like hyaluronic acid not only hydrate and plump the skin, enhancing its appearance, but also serve as natural moisturizers that protect against environmental stressors while maintaining skin elasticity—a fundamental aspect of skin health and longevity. Here again, we see how products designed primarily for aesthetic improvement contribute positively to skin's functional integrity.

However, achieving this balance isn't always straightforward; it requires thoughtful consideration and sometimes professional guidance to ensure that chosen treatments align closely with both desires and needs without unintended repercussions. It's vital to approach these choices with an informed perspective—researching treatments thoroughly and consulting experts who can tailor recommendations based on individual goals and physiological realities.

Moreover, embracing a holistic view of beauty—one that respects both external presentation and internal function—is pivotal in this endeavor. This mindset encourages us to prioritize treatments that offer tangible benefits beyond mere appearances—those that empower us physically as much as they do emotionally or socially. As society increasingly recognizes the interconnectedness of beauty standards with health considerations, we're witnessing a shift towards more multifunctional solutions in aesthetics that cater to this comprehensive understanding of well-being.

Ultimately, exploring treatment options through the lens of balancing cosmetic goals with functional needs invites us into a deeper conversation about what beauty means to us personally—and collectively—as a society striving for harmony between looking good and feeling healthy. By choosing wisely among available options and keeping this dual purpose in mind, individuals can embark on transformative journeys that enhance both their outward appearance and their quality of life in meaningful ways.

In the evolving realm of orthodontics, where the desire for a perfect smile intertwines with the necessity for optimal dental function, modern techniques have risen to elegantly balance cosmetic goals with functional needs. This harmonious blend is particularly evident in the rise of clear aligners and lingual braces—two innovations that have transformed patient experiences and expectations in significant ways.

Clear aligners, often synonymous with brands like Invisalign, represent a revolutionary leap in orthodontic technology. These virtually invisible trays, customized through advanced digital imaging and 3D modeling, offer patients the chance to straighten their teeth without the conspicuous metal brackets and wires traditionally associated with braces. The aesthetic advantage is undeniable; for many, especially adults returning to orthodontic treatment after years, this discreet approach means they can pursue straighter teeth without the social stigma or professional inconvenience of traditional braces. Beyond aesthetics, clear aligners provide functionality by applying precise, controlled pressure to move teeth into desired positions. Their removable nature also

facilitates easier maintenance of oral hygiene, crucial for both aesthetics and health.

Lingual braces present another sophisticated solution at this intersection of form and function. Essentially traditional braces placed behind the teeth—the lingual side—these devices are tailored to each patient's unique dental anatomy through custom fabrication. The result is an orthodontic treatment that remains largely unseen while delivering substantial functional improvements. Lingual braces cater particularly well to individuals whose lifestyle demands a cosmetic solution but who also seek effective correction of complex dental issues such as overcrowding or severe misalignment. While they might require a slight adjustment period due to their position affecting speech initially, patients often find the aesthetic benefits outweigh these temporary challenges.

Both methods highlight a pivotal shift in orthodontics: an increasing emphasis on personalized care that respects individual preferences while addressing underlying dental health concerns. Functional needs remain paramount—ensuring proper bite alignment, enhancing jaw function, and preventing future dental issues—but modern techniques like clear aligners and lingual braces illustrate how these needs can be met without compromising on aesthetics. This evolution reflects broader trends in healthcare towards patient-centric approaches that consider psychological well-being alongside physical health outcomes.

Moreover, these advancements signal a broader acceptance within society of orthodontic treatment as not merely corrective but as part of personal enhancement—a journey toward improved self-confidence alongside better oral health. As technology continues to advance and become more accessible, we can anticipate further innovations that will continue to refine this delicate balance between function and form in orthodontics. Ultimately, whether through transparent aligners gliding unnoticed across gums or discreetly positioned lingual braces reshaping smiles from behind, today's techniques underscore a commitment to achieving beautiful smiles that also perform flawlessly—a

true testament to modern dentistry's artful science.

Balancing cosmetic goals with functional needs represents a nuanced challenge in various aspects of life, from personal care to product design and even urban planning. This delicate dance between aesthetics and practicality is not merely about achieving surface-level beauty but ensuring that these enhancements serve deeper, functional purposes, thus enriching our daily experiences and improving overall quality of life. Let's delve into a few illuminating examples where this harmonious blend creates significant value.

In the realm of skincare, the quest for radiant, youthful skin often takes center stage as a cosmetic goal. However, an effective skincare routine transcends mere appearance; it also addresses the functional health of the skin. For instance, products fortified with vitamins and antioxidants not only offer a glow but protect against environmental damage, promoting skin resilience against factors like pollution and UV rays. Here, the cosmetic aspiration for beauty intertwines seamlessly with the functional need for skin protection and health maintenance.

Similarly, in the world of fashion and clothing design, we witness this balance play out beautifully. Trends may dictate eye-catching styles and vibrant colors, yet there's a growing movement towards functionality without sacrificing style. Think of sportswear that not only boasts trendy designs but also incorporates moisture-wicking fabrics or ergonomic cuts that enhance performance during physical activities. This fusion ensures that while individuals express their personal style, they also enjoy comfort and practicality tailored to their lifestyle needs—a clear example of how aesthetic desires complement functional requirements.

Urban planning offers another compelling arena where this dual focus shines through. Cities are increasingly designed with green spaces not just for their aesthetic appeal but

also for their functional benefits such as air purification, temperature regulation, and providing residents with recreational areas that promote mental well-being and physical activity. Parks and gardens become multifunctional spaces—beautiful to look at while serving critical environmental and social functions within bustling urban landscapes.

Moreover, in the technology sector, especially with wearable devices, we see an intriguing convergence of form and function. Smartwatches

The key to effectively balancing cosmetic goals with functional needs lies in understanding that these two aspects are not mutually exclusive but rather complementary components of a holistic approach to design and innovation across various fields. By prioritizing solutions that cater to both beauty , , synthesis that speaks volumes about thoughtful design in our modern world

Maintaining oral health during treatment, especially when balancing cosmetic goals with functional needs, is a delicate dance that many individuals find themselves navigating. This journey combines the desire for an aesthetically pleasing smile with the imperative to ensure our mouths remain healthy and functional—critical components for overall well-being. Let's unpack what this entails and why it's so pivotal.

Firstly, it's essential to recognize that cosmetic dental treatments, such as teeth whitening, veneers, or orthodontics, can significantly boost one's confidence and self-esteem. The allure of a brighter, straighter smile is powerful; it can transform not just our appearance but also how we interact with the world around us. However, the pursuit of these cosmetic enhancements must be approached with an understanding of their potential impact on oral health and function.

When considering treatments like braces or Invisalign to achieve that perfect alignment, patients often overlook the importance of maintaining impeccable oral hygiene. These appliances can make cleaning more challenging; food particles and plaque can easily accumulate in hard-to-reach areas, leading to gum disease or tooth decay if not managed diligently. It's a reminder that cosmetic goals should never come at the expense of foundational oral health practices like regular brushing, flossing, and using mouthwash.

Moreover, certain procedures—like tooth contouring or crown placement—can alter the natural structure of teeth. While these alterations aim to enhance aesthetics or restore functionality lost due to damage or decay, they require careful consideration of how they affect bite alignment and overall mouth function. A misstep could lead to issues like jaw pain or difficulty chewing correctly down the line. Thus, collaboration with dental professionals who understand both aesthetic desires and functional requirements becomes crucial in achieving harmonious results.

During treatment periods, regular dental check-ups are non-negotiable. These appointments allow dentists to monitor progress closely for any signs of complications related to oral health while ensuring that cosmetic outcomes align with initial expectations. It's a proactive approach that balances immediate aesthetic ambitions with long-term health considerations—a key aspect often overlooked in the excitement of transforming one's smile.

Additionally, dietary choices play a significant role in this balancing act. During treatment phases—especially those involving sensitive restorations—patients might need to adjust their diets temporarily to protect their investment both cosmetically and functionally. Soft foods might be recommended post-procedure to avoid stress on newly treated areas while still allowing for proper nutrition intake—a delicate compromise between healing and maintaining energy levels for overall wellness.

In essence, maintaining oral health during treatment while pursuing cosmetic dental goals requires vigilance and education from both patients and practitioners alike. It's about recognizing that beauty and function are intertwined; one cannot thrive without considering the other deeply embedded in its foundation. With thoughtful planning, consistent care practices tailored by professionals who see beyond mere aesthetics to holistic oral wellness, individuals can confidently navigate this complex landscape towards achieving smiles that are not only stunning but also resilient and fully functional for years to come.

Balancing Cosmetic Goals and Functional Needs: The Role of Orthodontic Appliances in Oral Hygiene

Orthodontic treatments, with their dual focus on enhancing smile aesthetics and correcting dental irregularities, have become increasingly popular. As individuals seek to improve the appearance of their teeth and bite, the conversation around orthodontic appliances often pivots towards a critical yet sometimes overlooked aspect: oral hygiene. The relationship between these cosmetic tools and maintaining excellent oral health is intricate, demanding careful consideration to ensure that the pursuit of a stunning smile doesn't come at the expense of functional dental health.

Orthodontic appliances—ranging from traditional metal braces to discreet ceramic options, clear aligners like Invisalign, and even lingual braces placed behind the teeth—are designed to gently shift teeth into optimal positions over time. While this cosmetic transformation can be life-changing for many, it introduces unique challenges in terms of oral hygiene practices. The very devices meant to beautify and straighten our smiles can inadvertently create nooks and crannies where food particles and plaque can accumulate, increasing the risk of cavities, gum disease, and other oral health issues if not managed properly.

For instance, traditional metal braces with their brackets and wires present a complex landscape for brushing and flossing. Patients often find it challenging to reach every surface effectively, which demands a more rigorous daily oral hygiene routine than what might be necessary for someone with straight teeth. Similarly, aligners, though removable for eating and cleaning, require diligent care; they must be cleaned regularly themselves to prevent bacterial buildup that could lead to bad breath or gum irritation.

The balance here lies in integrating effective hygiene strategies with one's orthodontic treatment plan. For starters, investing in specialized tools such as interdental brushes, water flossers, or orthodontic-friendly toothpastes can make a significant difference in maintaining cleanliness around appliances. Regular dental check-ups become even more crucial during orthodontic treatment; dentists can provide personalized advice tailored to an individual's specific appliance type and oral condition. Additionally, patients should consider adopting habits like rinsing thoroughly after meals (even when aligners are worn), using mouthwashes specifically designed for orthodontic wearers, and perhaps most importantly—patience—allowing consistent effort to yield both aesthetic improvements and healthy gums and teeth.

Moreover, educators in dentistry emphasize that communication between orthodontists and patients is key. Understanding the potential challenges one might face helps set realistic expectations about treatment timelines while reinforcing the importance of meticulous oral care routines from day one. With guidance on how best to navigate these dual goals—cosmetic enhancement alongside functional dental health—the journey through orthodontic treatment becomes not just about achieving a beautiful smile but also ensuring long-term oral wellness.

In conclusion, while orthodontic appliances beautifully align our teeth for enhanced cosmetic appeal, they also necessitate vigilance regarding oral hygiene practices. By embracing these challenges head-on with informed strategies and open dialogue with

dental professionals, individuals can successfully balance their cosmetic aspirations with the essential need for robust functional needs—a harmonious blend that yields not only an attractive smile but one that's also healthy and resilient for years to come.

Maintaining healthy teeth and gums during cosmetic dental treatments is a balancing act that requires careful consideration of both aesthetic goals and the functional needs of your oral health. This journey, much like a dance, requires coordination between the artistry of cosmetic dentistry and the science of periodontal care. Let's explore some strategies that can help ensure your smile not only dazzles but also functions optimally through every stage of treatment.

Firstly, it's crucial to start with a solid foundation: a thorough oral examination. Before any cosmetic work begins, consult with your dentist to assess the current state of your teeth and gums. This isn't just about checking for cavities; it's an opportunity to discuss any potential issues that could arise from upcoming procedures. For instance, certain cosmetic treatments like veneers or crowns might require more extensive preparation, which could temporarily affect gum health or tooth sensitivity. Understanding these dynamics allows for proactive measures to be taken.

Next, communication with your dental team is paramount. Discuss your cosmetic aspirations openly but also voice any concerns regarding how these might impact your oral function—chewing, speaking, and overall comfort. A good dentist will tailor their approach to balance aesthetics with functionality, ensuring that while you achieve the smile you desire, your teeth remain robust and healthy enough to endure everyday use without compromising your bite or causing unnecessary strain on your jaw.

Incorporating preventive care into your treatment plan is another cornerstone strategy. Regular cleanings and check-ups throughout the duration of cosmetic treatments can catch issues early before they escalate into more serious problems affecting both form

and function. Fluoride applications and dietary advice tailored to support enamel strength can also play significant roles in maintaining tooth integrity amidst transformative procedures.

Additionally, consider the materials used in your treatments carefully. Modern dentistry offers a variety of biocompatible materials designed not only for aesthetic appeal but also for durability and compatibility with gum tissue. For instance, when choosing fillings or crowns, discussing options like ceramic or composite materials with your dentist can lead to solutions that mimic natural tooth appearance while being gentle on surrounding tissues and resistant to wear over time.

Lastly, post-treatment care cannot be overstated. Following through with recommended maintenance practices—such as diligent brushing, flossing, and using mouthwash—will safeguard both the beauty and functionality of your newly treated smile. Your dentist might also suggest specific products or techniques suited to your unique situation post-treatment to ensure continued oral health excellence.

In wrapping up this balanced approach between cosmetic goals and functional needs in dental treatment, remember: achieving a stunning smile doesn't have to come at the expense of healthy teeth and gums. With thoughtful planning, open communication with professionals who understand both aspects deeply, proactive preventive measures, mindful material choices, and committed post-care routines—you can embark on this journey confidently knowing that beauty and function will harmoniously coexist in your revitalized smile for years to come.

Balancing cosmetic goals with functional needs in personal care and beauty routines is a nuanced dance many of us navigate daily. At its heart, this balance revolves around the concept of **Monitoring Progress: Adjusting Goals as Needed**. It's an ongoing process that requires both self-awareness and flexibility, ensuring our pursuit of aesthetics does not

overshadow the fundamental importance of functionality – how our choices impact our health, comfort, and everyday life.

Starting with cosmetic goals, it's easy to get caught up in the allure of trends and perfect images plastered across social media. We might find ourselves drawn to products promising flawless skin, luscious hair, or the latest skincare miracle. However, as we embark on this journey towards enhanced appearance, it's crucial to keep our eyes on the functional aspects. Are these products safe for daily use? Do they suit our skin type or individual health conditions? Are we overlooking potential irritants or allergens in our eagerness for a cosmetic upgrade? Monitoring progress here involves regularly assessing not just the visual outcomes but also how these products feel on our skin and whether they introduce any adverse reactions over time.

Functional needs remind us that beauty routines aren't isolated from our overall well-being. For instance, if a person suffers from sensitive skin or specific dermatological conditions like eczema or psoriasis, cosmetics must align with medical advice and prioritize healing and comfort alongside appearance. The goal isn't merely to look good but to feel good too – confident in one's skin without sacrificing health for aesthetics. This means being vigilant about product ingredients, perhaps opting for hypoallergenic or dermatologist-recommended options that serve dual purposes effectively without compromising on either front.

Moreover, monitoring progress isn't just about reacting to negative experiences; it's equally about recognizing when adjustments are necessary even when everything seems fine at first glance. As we age, our skin's needs change – what worked wonders in youth may require tweaking in middle age or beyond due to hormonal shifts or environmental factors. Similarly, lifestyle changes—like moving to a different climate or altering dietary habits—can influence how we approach our beauty and grooming routines. Staying attuned to these shifts ensures that our cosmetic pursuits remain relevant and beneficial

rather than becoming sources of frustration or harm.

In essence, achieving harmony between cosmetic goals and functional needs demands a mindset geared towards adaptability and mindfulness. It encourages us to celebrate progress not just visually but also functionally—feeling comfortable in our own skin while looking after its health as diligently as we care for its appearance. Regular check-ins with ourselves about what works and what doesn't pave the way for personalized routines that evolve gracefully over time, embodying a true balance where beauty enhances life rather than complicating it.

Ultimately, this dynamic approach ensures that while we strive for aesthetics that please us and others, we never lose sight of why we engage with beauty routines in the first place: for our well-being – physically, emotionally, and socially – ensuring every step forward serves both form and function harmoniously.

Balancing Cosmetic Goals with Functional Needs: The Critical Role of Regular Follow-ups

In the ever-evolving landscape of cosmetic and reconstructive surgery, the pursuit of aesthetic perfection often intertwines with the imperative to maintain or restore function. This dual focus—where beauty meets utility—highlights a critical aspect of patient care that deserves careful consideration: the necessity for regular follow-ups to assess both functional outcomes and patient satisfaction with aesthetics. Such an approach not only ensures optimal results but also fosters a deeper patient-provider relationship, pivotal for long-term satisfaction and wellbeing.

To begin with, let's unpack why these follow-ups are indispensable. Aesthetic procedures, ranging from facial lifts to breast augmentations, aim to enhance appearance, boosting self-esteem and confidence. However, the journey doesn't end upon leaving the operating

room. The human body is dynamic; healing involves a series of phases that can impact both form and function. Regular check-ups allow practitioners to monitor these changes meticulously, ensuring that the intended aesthetic outcome is achieved without compromising functionality. For instance, in rhinoplasty, while the primary goal may be to refine nasal features for improved appearance, it's equally crucial to ensure that breathing isn't adversely affected—a function that significantly impacts quality of life.

Moreover, functional aspects often take center stage post-recovery, especially in procedures targeting areas like joints or muscles. Regular assessments enable healthcare providers to detect any deviations from expected outcomes early on—be it reduced mobility post-joint surgery or persistent pain following cosmetic procedures involving anatomical structures. Addressing these concerns promptly not only enhances patient comfort but also prevents potential complications that might arise from neglecting functional considerations in favor of aesthetics alone.

Equally important is patient satisfaction with aesthetic results—a key metric influencing overall contentment and future recommendations. People undergo cosmetic surgeries with specific expectations regarding how they will look afterward. These expectations are deeply personal and can evolve over time as individuals' perceptions of beauty and self change. Through consistent follow-up consultations, patients have a platform to voice their sentiments about their new appearances compared to their preoperative goals. This dialogue allows for adjustments if necessary—be it minor touch-ups or even secondary procedures—to align outcomes more closely with what patients truly desire, thereby maximizing satisfaction levels.

Furthermore, such ongoing engagement plays a substantial role in building trust and rapport between patients and their healthcare providers. When patients feel heard and understood throughout their journey—not just during surgery but in its aftermath—they are more likely to adhere to postoperative care instructions diligently and return for follow-

ups consistently. This relationship fosters an environment where open communication thrives, enabling both parties to navigate any challenges together effectively towards achieving desired outcomes that honor both aesthetic aspirations and functional needs.

In conclusion, integrating regular follow-ups into the framework of cosmetic and reconstructive procedures isn't merely a procedural formality—it's an essential practice rooted in holistic patient care principles. By prioritizing both functional outcomes and aesthetic satisfaction through vigilant monitoring and responsive engagement, healthcare providers can ensure transformative experiences that resonate positively with patients for years to come. Such an approach not only elevates the standards of care within this field but reinforces its commitment to enhancing lives by harmoniously blending form with function—in every sense of the term.

Flexibility in Treatment Plans: Navigating the Dance Between Cosmetic Aspirations and Functional Needs

In the realm of dentistry, particularly when we delve into the nuanced balance between cosmetic goals and functional needs, the importance of adaptable treatment plans cannot be overstated. This flexibility isn't merely a nicety; it's a fundamental aspect that ensures patients receive care that not only meets their aesthetic desires but also upholds the integrity and functionality of their dental health. As dental professionals, our role extends beyond mere practitioners; we are partners in our patients' journeys toward improved smiles and overall well-being, navigating through changes in growth patterns or unforeseen dental issues with grace and responsiveness.

The essence of balancing cosmetic goals with functional needs lies in understanding that each patient's oral situation is unique, influenced by factors ranging from genetics to lifestyle choices, and even their own evolving personal expectations. Initially, a treatment plan might be crafted with meticulous attention to both aesthetics—ensuring a smile that

aligns with the patient's vision—and function, guaranteeing that bites are harmonious and teeth are robust against everyday wear and tear. However, as life unfolds, so too can the dynamics of our dental health shift. Growth in younger patients can alter tooth alignment and jaw relationships, while adults may face unexpected challenges like tooth decay or trauma that were not initially anticipated.

This is where flexibility becomes paramount. A rigid treatment plan may serve well for a time but can quickly become outdated or inappropriate as circumstances change. By building adaptability into our approaches from the outset—whether through phased treatments that allow for adjustments along the way or by employing materials and techniques that offer longevity yet remain modifiable—we ensure our patients remain at the center of care. This approach not only addresses immediate concerns but prepares for future possibilities, maintaining an alignment between current cosmetic ideals and long-term functional health.

Moreover, embracing this flexibility fosters a vital element of trust between dentist and patient. When individuals feel heard and understood—not just as cases to be treated but as people with evolving needs—they become active participants in their own care journey. This partnership encourages open communication about changes in lifestyle or emerging concerns, enabling timely modifications to treatment plans without disruption or hesitation. It cultivates an environment where adjustments are viewed not as failures but as necessary steps towards achieving optimal outcomes tailored specifically for each individual's changing life circumstances.

Furthermore, integrating technology into treatment planning enhances this adaptability exponentially. Digital imaging and modeling allow for simulations of potential outcomes under various scenarios—providing both visual aids for patient understanding and precise data for adjusting strategies on-the-fly should new information arise about growth patterns or additional dental issues surface during treatment phases. Such technological

tools empower both dentist and patient to visualize potential paths forward dynamically rather than being tied down by static plans.

In conclusion, designing treatment plans with flexibility at their core is essential when striving to balance cosmetic aspirations with functional needs in dentistry. It acknowledges the unpredictable nature of human development and life events while reinforcing a commitment to personalized care that respects both immediate desires and long-term oral health goals. By remaining adaptable—in thoughts, methods, and technologies—we ensure that every patient's journey toward enhancing their smile also fortifies their dental foundation against future challenges, making dentistry not just about fixing teeth but crafting smiles built to last through life's many chapters.

Balancing Cosmetic Desires with Essential Functional Needs: A Harmonious Approach to Personal Care

In the bustling tapestry of modern life, the interplay between cosmetic desires and functional needs emerges as a critical theme, particularly within the realm of personal care and beauty routines. This balance, often viewed through the lens of cosmetics, isn't merely about achieving an aesthetically pleasing appearance; it's deeply entwined with our health, self-perception, and even societal interactions. Understanding this nuanced relationship is pivotal for anyone navigating the vast landscape of beauty products and personal care routines.

On one hand, cosmetic desires are driven by a multifaceted array of motivations. These can range from the pursuit of enhancing natural features to conforming to societal beauty standards or simply enjoying the creative process of applying makeup. Cosmetics offer a powerful tool for self-expression and can boost confidence by allowing individuals to present themselves in ways that align with their identity or mood. The allure of a fresh lipstick or a perfectly applied eyeshadow goes beyond aesthetics; it touches on

psychological well-being and personal empowerment. Herein lies the significance—cosmetic use is not merely superficial but can profoundly impact one's emotional state and self-esteem.

Conversely, recognizing and prioritizing essential functional needs in personal care cannot be overstated. These needs encompass more than just hygiene; they involve ensuring that products used do not harm our skin or overall health. Skincare routines, for instance, extend beyond makeup removal and enhancement to include addressing specific skin concerns like acne, dryness, or sensitivity. The functional aspect reminds us that what we apply to our skin doesn't just alter our appearance but can also have lasting effects on its health and condition. Choosing products based on their ingredients, efficacy in meeting specific needs (like sun protection or moisturization), and compatibility with individual skin types ensures that cosmetic desires don't compromise fundamental health goals.

Striking this balance requires mindfulness and education about both cosmetic desires and functional needs. It encourages individuals to critically assess product claims, understand their skin's unique requirements, and make informed choices that honor both aesthetics and health. For instance, opting for makeup brands that prioritize non-toxic ingredients addresses cosmetic aspirations while safeguarding skin integrity—a win-win scenario that reflects a mature understanding of personal care philosophy.

Moreover, embracing this equilibrium fosters sustainability in personal care practices. By focusing on multi-functional products—those that serve both cosmetic purposes while addressing functional needs—consumers can reduce waste and streamline routines without sacrificing effectiveness or style. This approach not only benefits individuals but also contributes positively to environmental sustainability by minimizing unnecessary consumption and packaging waste associated with multiple product lines targeting separate cosmetic versus functional goals alone.

In essence, balancing cosmetic desires with essential functional needs is about cultivating an enlightened perspective towards personal care—a perspective that celebrates beauty while respecting health boundaries. It encourages an individualized approach where each person's unique blend of aesthetic aspirations meets their specific wellness requirements without compromising either aspect. As society increasingly values authenticity over superficial ideals, this balanced approach becomes not just beneficial but necessary for nurturing both inner confidence and outer radiance sustainably.

When we step into the realm of orthodontic care, it's easy to get caught up in the immediate desires for a perfect smile—after all, who wouldn't want to flash a set of gleaming, straight teeth that light up a room? Yet, true beauty in orthodontics lies not just in cosmetic appeal but in embracing a holistic approach that harmonizes present comfort with future health. This balance is crucial when we consider the dual goals of enhancing aesthetics while safeguarding functional needs. Let's delve into why this balanced perspective is not just beneficial but essential for anyone embarking on an orthodontic journey.

At its core, orthodontic treatment aims to correct misalignments and improve the function of our bite, which directly influences how we chew, speak, and maintain oral hygiene. A beautifully straight smile can boost confidence and self-esteem, undeniably a cosmetic triumph. However, focusing solely on aesthetics overlooks the fundamental role that proper alignment plays in ensuring long-term oral health. Misaligned teeth can lead to issues like uneven wear on tooth enamel, increased risk of cavities and gum disease due to harder-to-clean areas, and even jaw disorders such as temporomandibular joint (TMJ) problems. These are not merely cosmetic concerns; they represent significant health implications that can affect quality of life far beyond the initial treatment phase.

Incorporating a holistic approach means recognizing each patient's unique set of needs—both aesthetic and functional—and weaving these considerations seamlessly into treatment planning. For instance, employing modern technologies like 3D imaging allows

orthodontists to visualize not only how teeth will look but also how they will interact during function post-treatment. This technology aids in crafting personalized plans that address current discomfort or dysfunction while laying the groundwork for lasting beauty and health.

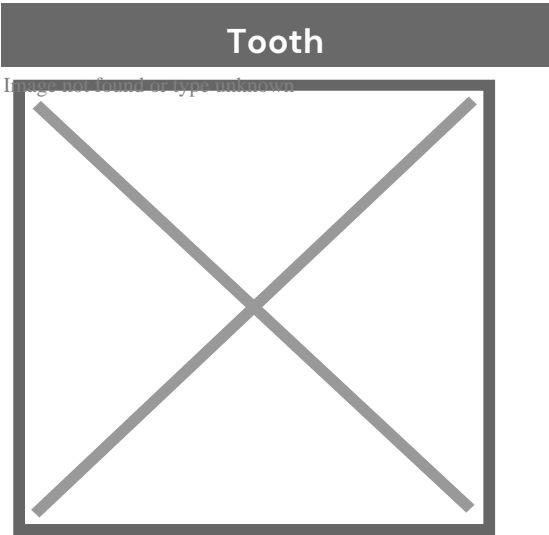
Moreover, materials and techniques continue evolving; clear aligners offer an almost invisible path to straighter teeth while minimizing discomfort compared to traditional metal braces. Yet even these innovative solutions require careful consideration of each individual's unique oral environment and lifestyle to ensure they meet both immediate comfort needs and long-term health benefits without compromising functionality or aesthetic outcomes.

The essence of balancing cosmetic goals with functional needs lies in fostering an ongoing dialogue between the patient and their orthodontist—a partnership where every decision is made with an eye towards comprehensive well-being rather than temporary fixes or superficial changes. Encouragement here extends beyond mere reassurance; it involves educating patients about why certain choices are recommended—not just because they look good now but because they'll contribute positively to their oral health trajectory years down the line.

In conclusion, as we navigate the intersection of cosmetic aspirations and functional requirements within orthodontic care, let us champion a philosophy rooted in holism—one that celebrates immediate transformations while securing lasting benefits for our patients' smiles and overall well-being. By doing so, we ensure not just beautiful smiles but healthy ones that stand the test of time—truly embodying the artful science of modern orthodontics.

About tooth

This article is about teeth in general. For specifically human teeth, see Human tooth.
For other uses, see Tooth (disambiguation).



A chimpanzee displaying his teeth

Details	
Identifiers	
Latin	<i>dens</i>
MeSH	D014070
FMA	12516

Anatomical terminology

[edit on Wikidata]

A **tooth** (pl.: **teeth**) is a hard, calcified structure found in the jaws (or mouths) of many vertebrates and used to break down food. Some animals, particularly carnivores and omnivores, also use teeth to help with capturing or wounding prey, tearing food, for defensive purposes, to intimidate other animals often including their own, or to carry prey or their young. The roots of teeth are covered by gums. Teeth are not made of bone, but rather of multiple tissues of varying density and hardness that originate from the outermost embryonic germ layer, the ectoderm.

The general structure of teeth is similar across the vertebrates, although there is considerable variation in their form and position. The teeth of mammals have deep roots, and this pattern is also found in some fish, and in crocodilians. In most teleost fish, however, the teeth are attached to the outer surface of the bone, while in lizards they are attached to the inner surface of the jaw by one side. In cartilaginous fish, such as sharks, the teeth are attached by tough ligaments to the hoops of cartilage that form the jaw.^[1]

Monophyodonts are animals that develop only one set of teeth, while diphyodonts grow an early set of deciduous teeth and a later set of permanent or "adult" teeth. Polyphyodonts grow many sets of teeth. For example, sharks, grow a new set of teeth every two weeks to replace worn teeth. Most extant mammals including humans are diphyodonts, but there are exceptions including elephants, kangaroos, and manatees, all of which are polyphyodonts.

Rodent incisors grow and wear away continually through gnawing, which helps maintain relatively constant length. The industry of the beaver is due in part to this qualification. Some rodents, such as voles and guinea pigs (but not mice), as well as lagomorpha (rabbits, hares and pikas), have continuously growing molars in addition to incisors.^[2]^[3] Also, tusks (in tusked mammals) grow almost throughout life.^[4]

Teeth are not always attached to the jaw, as they are in mammals. In many reptiles and fish, teeth are attached to the palate or to the floor of the mouth, forming additional rows inside those on the jaws proper. Some teleosts even have teeth in the pharynx. While not true teeth in the usual sense, the dermal denticles of sharks are almost identical in structure and are likely to have the same evolutionary origin. Indeed, teeth appear to have first evolved in sharks, and are not found in the more primitive jawless fish – while lampreys do have tooth-like structures on the tongue, these are in fact, composed of keratin, not of dentine or enamel, and bear no relationship to true teeth.^[1] Though "modern" teeth-like structures with dentine and enamel have been found in late conodonts, they are now supposed to have evolved independently of later vertebrates' teeth.^[5]^[6]

standardised dental formula to describe the precise pattern in any given group.[1]

Etymology

[edit]

meaning 'that which eats'.^[7]

$t\tilde{A}f\hat{a}\in\tilde{A},\hat{A}\bullet p/t\tilde{A}f\hat{a}\in\tilde{Z}\tilde{A}\phi\hat{a},-\hat{A}$ 'pal' alternation attested from Old English. Cf. also Old English $b\tilde{A}f\hat{a}\in\tilde{A},\hat{A}\bullet c/b\tilde{A}f\hat{a}\in\tilde{Z}\tilde{A}\phi\hat{a},-\hat{A}$ 'book/books' and 'm\tilde{A}\phi\hat{a}\in\tilde{A},\hat{A}\bullet s/m\tilde{A}\phi\hat{a}\in\tilde{Z}\tilde{A}\phi\hat{a},-\hat{A} 'house/mice', from Proto-Germanic * $b\tilde{A}f\hat{a}\in\tilde{A},\hat{A}\bullet ks/b\tilde{A}f\hat{a}\in\tilde{A},\hat{A}\bullet kin$ and * $m\tilde{A}f\hat{a}\in\tilde{A},\hat{A}\bullet s/m\tilde{A}f\hat{a}\in\tilde{A},\hat{A}\bullet siz$ respectively.

Cognate with Latin *dāfā* “to give”, Greek *δῶν* (*dōn*) and Sanskrit *dāt*.

Origin

[edit]

Teeth are assumed to have evolved either from ectoderm denticles (scales, much like those on the skin of sharks) that folded and integrated into the mouth (called the "outside-in" theory), or from endoderm pharyngeal teeth (primarily formed in the pharynx of jawless vertebrates) (the "inside-out" theory). In addition, there is another theory stating that neural crest gene regulatory network, and neural crest-derived ectomesenchyme are the key to generate teeth (with any epithelium, either ectoderm or endoderm).^[4]^[8]

The genes governing tooth development in mammals are homologous to those involved in the development of fish scales.^[9] Study of a tooth plate of a fossil of the extinct fish *Romundina stellina* showed that the teeth and scales were made of the same tissues, also found in mammal teeth, lending support to the theory that teeth evolved as a modification of scales.^[10]

Mammals

[edit]

Main article: Mammal tooth

Teeth are among the most distinctive (and long-lasting) features of mammal species. Paleontologists use teeth to identify fossil species and determine their relationships. The shape of the animal's teeth are related to its diet. For example, plant matter is hard to digest, so herbivores have many molars for chewing and grinding. Carnivores, on the other hand, have canine teeth to kill prey and to tear meat.

Mammals, in general, are diphyodont, meaning that they develop two sets of teeth. In humans, the first set (the "baby", "milk", "primary" or "deciduous" set) normally

starts to appear at about six months of age, although some babies are born with one or more visible teeth, known as neonatal teeth. Normal tooth eruption at about six months is known as teething and can be painful. Kangaroos, elephants, and manatees are unusual among mammals because they are polyphyodonts.

Aardvark

[edit]

In aardvarks, teeth lack enamel and have many pulp tubules, hence the name of the order Tubulidentata.^[11]

Canines

[edit]

In dogs, the teeth are less likely than humans to form dental cavities because of the very high pH of dog saliva, which prevents enamel from demineralizing.^[12]

Sometimes called cuspids, these teeth are shaped like points (cusps) and are used for tearing and grasping food.^[13]

Cetaceans

[edit]

Main article: Baleen

Like human teeth, whale teeth have polyp-like protrusions located on the root surface of the tooth. These polyps are made of cementum in both species, but in human teeth, the protrusions are located on the outside of the root, while in whales the nodule is located on the inside of the pulp chamber. While the roots of human teeth are made of cementum on the outer surface, whales have cementum on the entire surface of the tooth with a very small layer of enamel at the tip. This small

enamel layer is only seen in older whales where the cementum has been worn away to show the underlying enamel.^[14]

The toothed whale is a parvorder of the cetaceans characterized by having teeth. The teeth differ considerably among the species. They may be numerous, with some dolphins bearing over 100 teeth in their jaws. On the other hand, the narwhals have a giant unicorn-like tusk, which is a tooth containing millions of sensory pathways and used for sensing during feeding, navigation, and mating. It is the most neurologically complex tooth known. Beaked whales are almost toothless, with only bizarre teeth found in males. These teeth may be used for feeding but also for demonstrating aggression and showmanship.

Primates

[edit]

Main articles: Human tooth and Dental anatomy

In humans (and most other primates), there are usually 20 primary (also "baby" or "milk") teeth, and later up to 32 permanent teeth. Four of these 32 may be third molars or wisdom teeth, although these are not present in all adults, and may be removed surgically later in life.^[15]

Among primary teeth, 10 of them are usually found in the maxilla (i.e. upper jaw) and the other 10 in the mandible (i.e. lower jaw). Among permanent teeth, 16 are found in the maxilla and the other 16 in the mandible. Most of the teeth have uniquely distinguishing features.

Horse

[edit]

Main article: Horse teeth


An adult horse has between 36 and 44 teeth. The enamel and dentin layers of horse teeth are intertwined.^[16] All horses have 12 premolars, 12 molars, and 12 incisors.^[17] Generally, all male equines also have four canine teeth (called tushes) between the molars and incisors. However, few female horses (less than 28%) have canines, and those that do usually have only one or two, which many times are only partially erupted.^[18] A few horses have one to four wolf teeth, which are vestigial premolars, with most of those having only one or two. They are equally common in male and female horses and much more likely to be on the upper jaw. If present these can cause problems as they can interfere with the horse's bit contact. Therefore, wolf teeth are commonly removed.^[17]

Horse teeth can be used to estimate the animal's age. Between birth and five years, age can be closely estimated by observing the eruption pattern on milk teeth and then permanent teeth. By age five, all permanent teeth have usually erupted. The horse is then said to have a "full" mouth. After the age of five, age can only be conjectured by studying the wear patterns on the incisors, shape, the angle at which the incisors meet, and other factors. The wear of teeth may also be affected by diet, natural abnormalities, and cribbing. Two horses of the same age may have different wear patterns.

A horse's incisors, premolars, and molars, once fully developed, continue to erupt as the grinding surface is worn down through chewing. A young adult horse will have teeth, which are 110–130 mm (4.5–5 inches) long, with the majority of the crown remaining below the gumline in the dental socket. The rest of the tooth will slowly emerge from the jaw, erupting about 3 mm (1/8 in) each year, as the horse ages. When the animal reaches old age, the crowns of the teeth are very short and the teeth are often lost altogether. Very old horses, if lacking molars, may need to have their fodder ground up and soaked in water to create a soft mush for them to eat in order to obtain adequate nutrition.

Proboscideans

[edit]



Section through the ivory tusk of a mammoth

Main article: Elephant ivory

Elephants' tusks are specialized incisors for digging food up and fighting. Some elephant teeth are similar to those in manatees, and elephants are believed to have undergone an aquatic phase in their evolution.


At birth, elephants have a total of 28 molar plate-like grinding teeth not including the tusks. These are organized into four sets of seven successively larger teeth which the elephant will slowly wear through during its lifetime of chewing rough plant material. Only four teeth are used for chewing at a given time, and as each tooth wears out, another tooth moves forward to take its place in a process similar to a conveyor belt. The last and largest of these teeth usually becomes exposed when the animal is around 40 years of age, and will often last for an additional 20 years. When the last of these teeth has fallen out, regardless of the elephant's age, the animal will no longer be able to chew food and will die of starvation.^[19]^[20]

Rabbit

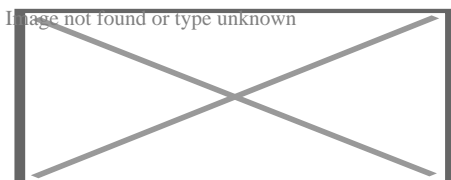
[edit]

Rabbits and other lagomorphs usually shed their deciduous teeth before (or very shortly after) their birth, and are usually born with their permanent teeth.^[21] The teeth of rabbits complement their diet, which consists of a wide range of vegetation. Since many of the foods are abrasive enough to cause attrition, rabbit teeth grow continuously throughout life.^[22] Rabbits have a total of six incisors, three upper premolars, three upper molars, two lower premolars, and two lower molars on each side. There are no canines. Dental formula is $\frac{1.0.2.3}{1.0.2.3} = 28$. Three to four millimeters of the tooth is worn away by incisors every week, whereas the cheek teeth require a month to wear away the same amount.^[23]

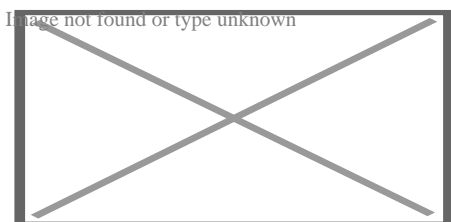
The incisors and cheek teeth of rabbits are called aradicular hypsodont teeth. This is sometimes referred to as an elodont dentition. These teeth grow or erupt continuously. The growth or eruption is held in balance by dental abrasion from chewing a diet high in fiber.



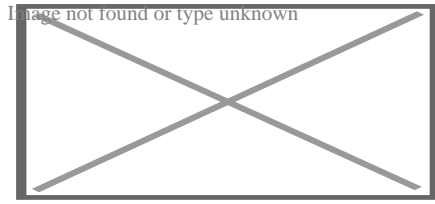
Buccal view of top incisor from *Rattus rattus*. Top incisor outlined in yellow. Molars circled in blue.



Buccal view of the lower incisor from the right dentary of a *Rattus rattus*



Lingual view of the lower incisor from the right dentary of a *Rattus rattus*




Midsagittal view of top incisor from *Rattus rattus*. Top incisor outlined in yellow. Molars circled in blue.

Rodents

[edit]

Rodents have upper and lower hypselodont incisors that can continuously grow enamel throughout its life without having properly formed roots.^[24] These teeth are also known as aradicular teeth, and unlike humans whose ameloblasts die after tooth development, rodents continually produce enamel, they must wear down their teeth by gnawing on various materials.^[25] Enamel and dentin are produced by the enamel organ, and growth is dependent on the presence of stem cells, cellular amplification, and cellular maturation structures in the odontogenic region.^[26] Rodent incisors are used for cutting wood, biting through the skin of fruit, or for defense. This allows for the rate of wear and tooth growth to be at equilibrium.^[24] The microstructure of rodent incisor enamel has shown to be useful in studying the phylogeny and systematics of rodents because of its independent evolution from the other dental traits. The enamel on rodent incisors are composed of two layers: the inner portio interna (PI) with Hunter–Schreger bands (HSB) and an outer portio externa (PE) with radial enamel (RE).^[27] It usually involves the differential regulation of the epithelial stem cell niche in the tooth of two rodent species, such as guinea pigs.^{[28][29]}



Lingual view of top incisor from *Rattus rattus*. Top incisor outlined in yellow. Molars circled in blue.

The teeth have enamel on the outside and exposed dentin on the inside, so they self-sharpen during gnawing. On the other hand, continually growing molars are found in some rodent species, such as the sibling vole and the guinea pig.^[28]^[29] There is variation in the dentition of the rodents, but generally, rodents lack canines and premolars, and have a space between their incisors and molars, called the diastema region.

Manatee

[edit]

Manatees are polyphyodont with mandibular molars developing separately from the jaw and are encased in a bony shell separated by soft tissue.^[30]^[31]

Walrus


[edit]

Main article: Walrus ivory

Walrus tusks are canine teeth that grow continuously throughout life.^[32]

Fish

[edit]



Teeth of a great white shark

See also: Pharyngeal teeth and Shark tooth

Fish, such as sharks, may go through many teeth in their lifetime. The replacement of multiple teeth is known as polyphyodontia.

A class of prehistoric shark are called cladodonts for their strange forked teeth.

Unlike the continuous shedding of functional teeth seen in modern sharks,^[33]^[34] the majority of stem chondrichthyan lineages retained all tooth generations developed throughout the life of the animal.^[35] This replacement mechanism is exemplified by the tooth whorl-based dentitions of acanthodians,^[36] which include the oldest known toothed vertebrate, *Qianodus duplicis*^[37].

Amphibians

[edit]

All amphibians have pedicellate teeth, which are modified to be flexible due to connective tissue and uncalcified dentine that separates the crown from the base of the tooth.^[38]

Most amphibians exhibit teeth that have a slight attachment to the jaw or acrodont teeth. Acrodont teeth exhibit limited connection to the dentary and have little enervation.^[39] This is ideal for organisms who mostly use their teeth for grasping,

but not for crushing and allows for rapid regeneration of teeth at a low energy cost. Teeth are usually lost in the course of feeding if the prey is struggling. Additionally, amphibians that undergo a metamorphosis develop bicuspid shaped teeth.^[40]

Reptiles

[edit]

The teeth of reptiles are replaced constantly throughout their lives. Crocodilian juveniles replace teeth with larger ones at a rate as high as one new tooth per socket every month. Once mature, tooth replacement rates can slow to two years and even longer. Overall, crocodilians may use 3,000 teeth from birth to death. New teeth are created within old teeth.^[41]

Birds


[edit]

Main article: Ichthyornis

A skull of Ichthyornis discovered in 2014 suggests that the beak of birds may have evolved from teeth to allow chicks to escape their shells earlier, and thus avoid predators and also to penetrate protective covers such as hard earth to access underlying food.^[42]^[43]

Invertebrates

[edit]




The European medicinal leech has three jaws with numerous sharp teeth which function like little saws for incising a host.

True teeth are unique to vertebrates,^[44] although many invertebrates have analogous structures often referred to as teeth. The organisms with the simplest genome bearing such tooth-like structures are perhaps the parasitic worms of the family Ancylostomatidae.^[45] For example, the hookworm *Necator americanus* has two dorsal and two ventral cutting plates or teeth around the anterior margin of the buccal capsule. It also has a pair of subdorsal and a pair of subventral teeth located close to the rear.^[46]

Historically, the European medicinal leech, another invertebrate parasite, has been used in medicine to remove blood from patients.^[47] They have three jaws (tripartite) that resemble saws in both appearance and function, and on them are about 100 sharp teeth used to incise the host. The incision leaves a mark that is an inverted Y inside of a circle. After piercing the skin and injecting anticoagulants (hirudin) and anaesthetics, they suck out blood, consuming up to ten times their body weight in a single meal.^[48]

In some species of Bryozoa, the first part of the stomach forms a muscular gizzard lined with chitinous teeth that crush armoured prey such as diatoms. Wave-like peristaltic contractions then move the food through the stomach for digestion.^[49]



The limpet rasps algae from rocks using teeth with the strongest known tensile strength of any biological material.

Molluscs have a structure called a radula, which bears a ribbon of chitinous teeth. However, these teeth are histologically and developmentally different from vertebrate teeth and are unlikely to be homologous. For example, vertebrate teeth develop from a neural crest mesenchyme-derived dental papilla, and the neural crest is specific to vertebrates, as are tissues such as enamel.^[44]

The radula is used by molluscs for feeding and is sometimes compared rather inaccurately to a tongue. It is a minutely toothed, chitinous ribbon, typically used for scraping or cutting food before the food enters the oesophagus. The radula is unique to molluscs, and is found in every class of mollusc apart from bivalves.

Within the gastropods, the radula is used in feeding by both herbivorous and carnivorous snails and slugs. The arrangement of teeth (also known as denticles) on the radula ribbon varies considerably from one group to another as shown in the diagram on the left.

Predatory marine snails such as the Naticidae use the radula plus an acidic secretion to bore through the shell of other molluscs. Other predatory marine snails, such as the Conidae, use a specialized radula tooth as a poisoned harpoon. Predatory pulmonate land slugs, such as the ghost slug, use elongated razor-sharp teeth on the radula to seize and devour earthworms. Predatory cephalopods, such as squid, use the radula for cutting prey.

In most of the more ancient lineages of gastropods, the radula is used to graze by scraping diatoms and other microscopic algae off rock surfaces and other substrates. Limpets scrape algae from rocks using radula equipped with exceptionally hard rasping teeth.^[50] These teeth have the strongest known tensile strength of any biological material, outperforming spider silk.^[50] The mineral protein of the limpet teeth can withstand a tensile stress of 4.9 GPa, compared to 4 GPa of spider silk and 0.5 GPa of human teeth.^[51]

Fossilization and taphonomy

[edit]

Because teeth are very resistant, often preserved when bones are not,^[52] and reflect the diet of the host organism, they are very valuable to archaeologists and palaeontologists.^[53] Early fish such as the thelodonts had scales composed of dentine and an enamel-like compound, suggesting that the origin of teeth was from scales which were retained in the mouth. Fish as early as the late Cambrian had dentine in their exoskeletons, which may have functioned in defense or for sensing their environments.^[54] Dentine can be as hard as the rest of teeth and is composed of collagen fibres, reinforced with hydroxyapatite.^[54]



Though teeth are very resistant, they also can be brittle and highly susceptible to cracking.^[55] However, cracking of the tooth can be used as a diagnostic tool for predicting bite force. Additionally, enamel fractures can also give valuable insight into the diet and behaviour of archaeological and fossil samples.

Decalcification removes the enamel from teeth and leaves only the organic interior intact, which comprises dentine and cementine.^[56] Enamel is quickly decalcified in acids,^[57] perhaps by dissolution by plant acids or via diagenetic solutions, or in the stomachs of vertebrate predators.^[56] Enamel can be lost by abrasion or spalling,^[56] and is lost before dentine or bone are destroyed by the fossilisation process.[

⁵⁷] In such a case, the 'skeleton' of the teeth would consist of the dentine, with a hollow pulp cavity.^[56] The organic part of dentine, conversely, is destroyed by alkalis.^[57]

See also

[edit]

-  [Medicine portal](#)
-  [Image of a tooth, from unknown](#)
- Animal tooth development
- Dragon's teeth (mythology)

References

[edit]

- ^ a b c** Romer, Alfred Sherwood; Parsons, Thomas S. (1977). *The Vertebrate Body*. Philadelphia, PA: Holt-Saunders International. pp. 300–310. ISBN 978-0-03-910284-5.
- ^** Tummers M, Thesleff I (March 2003). "Root or crown: a developmental choice orchestrated by the differential regulation of the epithelial stem cell niche in the tooth of two rodent species". *Development*. **130** (6): 1049–57. doi:10.1242/dev.00332. PMID 12571097.
- ^** Hunt AM (1959). "A description of the molar teeth and investing tissues of normal guinea pigs". *J. Dent. Res.* **38** (2): 216–31. doi:10.1177/00220345590380020301. PMID 13641521. S2CID 45097018.
- ^ a b** Nasoori, Alireza (2020). "Tusks, the extra-oral teeth". *Archives of Oral Biology*. **117**: 104835. doi:10.1016/j.archoralbio.2020.104835. PMID 32668361. S2CID 220585014.
- ^** McCOLLUM, MELANIE; SHARPE, PAUL T. (July 2001). "Evolution and development of teeth". *Journal of Anatomy*. **199** (1–2): 153–159. doi:10.1046/j.1469-7580.2001.19910153.x. PMC 1594990. PMID 11523817.
- ^** Kaplan, Matt (October 16, 2013). "Fossil scans reveal origins of teeth". *Nature*. doi:10.1038/nature.2013.13964 – via www.nature.com.
- ^** Harper, Douglas (2001–2021). "tooth | Origin and meaning of tooth". *Online Etymology Dictionary*.
- ^** Jheon, Andrew H (2012). "From molecules to mastication: the development and evolution of teeth". *Wiley Interdiscip Rev Dev Biol*. **2** (2): 165–182.

doi:10.1002/wdev.63. PMC 3632217. PMID 24009032.

9. ^ Sharpe, P. T. (2001). "Fish scale development: Hair today, teeth and scales yesterday?". *Current Biology*. **11** (18): R751 – R752.
Bibcode:2001CBio...11.R751S. doi:10.1016/S0960-9822(01)00438-9.
PMID 11566120. S2CID 18868124.
10. ^ Jennifer Viegas (June 24, 2015). "First-known teeth belonged to fierce fish". *ABC Science*. Retrieved June 28, 2015.
11. ^ Shoshani 2002, p. 619
12. ^ Hale, FA (2009). "Dental caries in the dog". *Can. Vet. J.* **50** (12): 1301–4. PMC 2777300. PMID 20190984.
13. ^ "Types of Teeth, Dental Anatomy & Tooth Anatomy | Colgate®". *www.colgate.com*. Archived from the original on 2017-11-19. Retrieved 2017-11-19.
14. ^ "Common Characteristics Of Whale Teeth". Archived from the original on 4 September 2011. Retrieved 18 July 2014.
15. ^ "Everything you need to know about teeth". *NHS Scotland*. Retrieved 5 May 2020.
16. ^ "Gummed Out: Young Horses Lose Many Teeth, Vet Says". Archived from the original on 8 July 2014. Retrieved 6 July 2014.
17. ^ **a b** Patricia Pence (2002). *Equine Dentistry: A Practical Guide*. Baltimore: Lippincott Williams & Wilkins. ISBN 978-0-683-30403-9.
18. ^ Al Cirelli. "Equine Dentition" (PDF). *University of Nevada Reno*. SP-00-08. Retrieved 7 June 2010.
19. ^ Maurice Burton; Robert Burton (2002). *International Wildlife Encyclopedia*. Marshall Cavendish. p. 769. ISBN 978-0-7614-7266-7.
20. ^ Bram, L. et al. MCMLXXXIII. *Elephants*. Funk & Wagnalls New Encyclopedia, Volume 9, p. 183. ISBN 0-8343-0051-6
21. ^ "Dental Anatomy & Care for Rabbits and Rodents".
22. ^ Brown, Susan. Rabbit Dental Diseases Archived 2007-10-14 at the Wayback Machine, hosted on the San Diego Chapter of the House Rabbit Society Archived 2007-10-13 at the Wayback Machine. Page accessed April 9, 2007.
23. ^ Rydavy, Robin. Hay & Dental Health, hosted by the Missouri House Rabbit Society-Kansas City. Page accessed January 2, 2024.
24. ^ **a b** Cox, Philip; Hautier, Lionel (2015). *Evolution of the Rodents: Advances in Phylogeny, Functional Morphology and Development*. Cambridge University

Press. p. 482. ISBN 9781107044333.

25. ^ Caceci, Thomas. *Veterinary Histology* with subtitle "Digestive System: Oral Cavity" found here Archived 2006-04-30 at the Wayback Machine.
26. ^ Gomes, J.r.; Omar, N.f.; Do Carmo, E.r.; Neves, J.s.; Soares, M.a.m.; Narvaes, E.a.; Novaes, P.d. (30 April 2013). "Relationship Between Cell Proliferation and Eruption Rate in the Rat Incisor". *The Anatomical Record*. **296** (7): 1096–1101. doi:10.1002/ar.22712. ISSN 1932-8494. PMID 23629828. S2CID 13197331.
27. ^ Martin, Thomas (September 1999). "Evolution of Incisor Enamel Microstructure in Theridomyidae (Rodentia)". *Journal of Vertebrate Paleontology*. **19** (3): 550. Bibcode:1999JVPal..19..550M. doi:10.1080/02724634.1999.10011164.
28. ^ **a b** Tummers M and Thesleff I. Root or crown: a developmental choice orchestrated by the differential regulation of the epithelial stem cell niche in the tooth of two rodent species. *Development* (2003). 130(6):1049–57.
29. ^ **a b** AM Hunt. A description of the molar teeth and investing tissues of normal guinea pigs. *J Dent Res*. (1959) 38(2):216–31.
30. ^ Shoshani, J., ed. (2000). *Elephants: Majestic Creatures of the Wild*. Checkmark Books. ISBN 0-87596-143-6.
31. ^ Best, Robin (1984). Macdonald, D. (ed.). *The Encyclopedia of Mammals*. New York: Facts on File. pp. 292–298. ISBN 0-87196-871-1.
32. ^ The Permanent Canine Teeth, hosted on the University of Illinois at Chicago website. Page accessed February 5, 2007.
33. ^ Underwood, Charlie; Johanson, Zerina; Smith, Moya Meredith (November 2016). "Cutting blade dentitions in squaliform sharks form by modification of inherited alternate tooth ordering patterns". *Royal Society Open Science*. **3** (11): 160385. Bibcode:2016RSOS....360385U. doi:10.1098/rsos.160385. ISSN 2054-5703. PMC 5180115. PMID 28018617. S2CID 12821592.
34. ^ Fraser, Gareth J.; Thiery, Alex P. (2019), Underwood, Charlie; Richter, Martha; Johanson, Zerina (eds.), "Evolution, Development and Regeneration of Fish Dentitions", *Evolution and Development of Fishes*, Cambridge: Cambridge University Press, pp. 160–171, doi:10.1017/9781316832172.010, ISBN 978-1-107-17944-8, S2CID 92225621, retrieved 2022-10-22
35. ^ Rücklin, Martin; King, Benedict; Cunningham, John A.; Johanson, Zerina; Marone, Federica; Donoghue, Philip C. J. (2021-05-06). "Acanthodian dental development and the origin of gnathostome dentitions". *Nature Ecology & Evolution*. **5** (7): 919–926. Bibcode:2021NatEE...5..919R. doi:10.1038/s41559-021-01458-4. hdl:1983/27f9a13a-1441-410e-b9a7-116b42cd40f7. ISSN 2397-

334X. PMID 33958756. S2CID 233985000.

36. ^ Burrow, Carole (2021). *Acanthodii, Stem Chondrichthyes*. Verlag Dr. Friedrich Pfeil. ISBN 978-3-89937-271-7. OCLC 1335983356.
37. ^ Andreev, Plamen S.; Sansom, Ivan J.; Li, Qiang; Zhao, Wenjin; Wang, Jianhua; Wang, Chun-Chieh; Peng, Lijian; Jia, Liantao; Qiao, Tuo; Zhu, Min (September 2022). "The oldest gnathostome teeth". *Nature*. **609** (7929): 964–968. Bibcode:2022Natur.609..964A. doi:10.1038/s41586-022-05166-2. ISSN 1476-4687. PMID 36171375. S2CID 252569771.
38. ^ Pough, Harvey. *Vertebrate Life*. 9th Ed. Boston: Pearson Education, Inc., 2013. 211–252. Print.
39. ^ Kardong, Kenneth (1995). *Vertebrate: Comparative Anatomy, Function, Evolution*. New York: McGraw-Hill. pp. 215–225. ISBN 9780078023026.
40. ^ Xiong, Jianli (2014). "Comparison of vomerine tooth rows in juvenile and adult *Hynobius guangshenensis*". *Vertebrate Zoology*. **64**: 215–220.
41. ^ Poole, D. F. G. (January 1961). "Notes on Tooth Replacement in the Nile Crocodile *Crocodilus niloticus*". *Proceedings of the Zoological Society of London*. **136** (1): 131–140. doi:10.1111/j.1469-7998.1961.tb06083.x.
42. ^ Hersher, Rebecca (May 2, 2018). "How Did Birds Lose Their Teeth And Get Their Beaks? Study Offers Clues". NPR.
43. ^ Field, Daniel J.; Hanson, Michael; Burnham, David; Wilson, Laura E.; Super, Kristopher; Ehret, Dana; Ebersole, Jun A.; Bhullar, Bhart-Anjan S. (May 31, 2018). "Complete Ichthyornis skull illuminates mosaic assembly of the avian head". *Nature* Vol 557, pp 96 – 100.
44. ^ **a b** Kardong, Kenneth V. (1995). *Vertebrates: comparative anatomy, function, evolution*. McGraw-Hill. pp. 55, 57. ISBN 978-0-697-21991-6.
45. ^ "Ancylostoma duodenale". *Nematode.net Genome Sequencing Center*. Archived from the original on 2008-05-16. Retrieved 2009-10-27.
46. ^ Roberts, Larry S., and John Janovy, Jr. *Foundations of Parasitology*. Seventh ed. Singapore: McGraw-Hill, 2006.
47. ^ Brian Payton (1981). *Kenneth Muller; John Nicholls; Gunther Stent (eds.). Neurobiology of the Leech*. New York: Cold Spring Harbor Laboratory. pp. 27–34. ISBN 978-0-87969-146-2.
48. ^ Wells MD, Manktelow RT, Boyd JB, Bowen V (1993). "The medical leech: an old treatment revisited". *Microsurgery*. **14** (3): 183–6. doi:10.1002/micr.1920140309.

PMID 8479316. S2CID 27891377.

49. ^ Ruppert, E.E.; Fox, R.S.; Barnes, R.D. (2004). "Lophoporata". *Invertebrate Zoology* (7 ed.). Brooks / Cole. pp. 829–845. ISBN 978-0-03-025982-1.
50. ^ **a b** Asa H. Barber; Dun Lu; Nicola M. Pugno (18 February 2015), "Extreme strength observed in limpet teeth", *Journal of the Royal Society Interface*, **12** (105): 20141326, doi:10.1098/rsif.2014.1326, PMC 4387522, PMID 25694539
51. ^ Zachary Davies Boren (18 February 2015). "The strongest materials in the world: Limpet teeth beats record resistance of spider silk". *The Independent*. Retrieved 20 February 2015.
52. ^ *Taphonomy: A Process Approach*. Ronald E. Martin. Illustrated edition. Cambridge University Press, 1999. ISBN 978-0-521-59833-0
53. ^ Towle, Ian; Irish, Joel D.; De Groote, Isabelle (2017). "Behavioral inferences from the high levels of dental chipping in *Homo naledi*". *American Journal of Physical Anthropology*. **164** (1): 184–192. doi:10.1002/ajpa.23250. PMID 28542710. S2CID 24296825. Retrieved 2019-01-09.
54. ^ **a b** Teaford, Mark F and Smith, Moya Meredith, 2007. *Development, Function and Evolution of Teeth*, Cambridge University Press. ISBN 978-0-521-03372-5, Chapter 5.
55. ^ Lee, James J.-W.; Constantino, Paul J.; Lucas, Peter W.; Lawn, Brian R. (2011-11-01). "Fracture in teeth—a diagnostic for inferring bite force and tooth function". *Biological Reviews*. **86** (4): 959–974. doi:10.1111/j.1469-185x.2011.00181.x. ISSN 1469-185X. PMID 21507194. S2CID 205599560.
56. ^ **a b c d** Fisher, Daniel C (1981). "Taphonomic Interpretation of Enamel-Less Teeth in the Shotgun Local Fauna (Paleocene, Wyoming)". *Museum of Paleontology Contributions, the University of Michigan*. **25** (13): 259–275. hdl:2027.42/48503.
57. ^ **a b c** Fernandez-Jalvo, Y.; Sanchez-Chillon, B.; Andrews, P.; Fernandez-Lopez, S.; Alcala Martinez, L. (2002). "Morphological taphonomic transformations of fossil bones in continental environments, and repercussions on their chemical composition" (PDF). *Archaeometry*. **44** (3): 353–361. doi:10.1111/1475-4754.t01-1-00068.

Sources

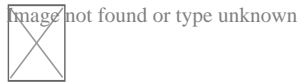
[edit]

- Shoshani, Jeheskel (2002). "Tubulidentata". In Robertson, Sarah (ed.). *Encyclopedia of Life Sciences*. Vol. 18: Svedberg, Theodor to Two-hybrid and Related Systems. London, UK: Nature Publishing Group. ISBN 978-1-56159-274-

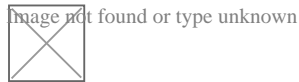
6.

External links

[edit]



Wikimedia Commons has media related to ***tooth***.



Look up ***tooth*** in Wiktionary, the free dictionary.

- *Beach, Chandler B., ed. (1914). "Teeth" . The New Student's Reference Work . Chicago: F. E. Compton and Co.*

- Germany
- United States
- France

Authority control databases: National

BnF data
Edit this at Wikidata

- Japan
- Czech Republic
- Israel

Check our other pages :

- **Building a Unified Strategy for Long Term Stability**
- **Leveraging Data Sharing Between Dental Specialties**
- **Key Questions Adults Often Ask About Treatment**
- **Post Surgical Follow Ups With Multiple Specialists**

IQDENT – Ortodontska Klinika

Phone : +385953817015

City : Zagreb

State : Hrvatska

Zip : 10000

Address : IQDENT – Ortodontska Klinika

Company Website : <https://iqdent.hr/>

USEFUL LINKS

[Orthodontic treatment can help improve your child's smile](#)

[Orthodontic treatment for children](#)

[Sitemap](#)

[Privacy Policy](#)

[About Us](#)

Follow us