



- **Reasons Adults Seek Orthodontic Treatment**  
Reasons Adults Seek Orthodontic Treatment Overcoming Hesitations About Braces Later in Life Clear Aligners for Subtle Tooth Movement Comparing Ceramic Brackets With Other Invisible Options Balancing Cosmetic Goals and Functional Needs Social Changes That Encourage Adult Orthodontics Handling Orthodontic Care Alongside Busy Schedules Managing Discomfort and Adjusting to Lifestyle Shifts Case Studies Highlighting Adult Smile Transformations Psychological Benefits of Aligned Teeth in Adulthood Minimizing Visibility of Orthodontic Appliances Key Questions Adults Often Ask About Treatment
- **How Orthodontics Connects With Periodontal Health**  
How Orthodontics Connects With Periodontal Health Coordinating Orthodontic Work With Restorative Dentistry The Role of Oral Surgery in Complex Alignment Cases Importance of Joint Consultation for Comprehensive Outcomes Leveraging Data Sharing Between Dental Specialties Collaborative Approaches to Pediatric Growth Management Integrating Prosthodontics for Full Mouth Rehabilitation Teamwork for Managing Tongue Thrust and Speech Issues Streamlining Communication Among Healthcare Providers Shared Planning for Improved Patient Experiences Post Surgical Follow Ups With Multiple Specialists Building a Unified Strategy for Long Term Stability
- **About Us**



# Overcoming Hesitations

## About Braces Later in Life

**\*\*Desire for Improved Aesthetics\*\*:** Many adults seek orthodontic treatment to enhance the appearance of their smile, addressing concerns such as crooked teeth, gaps, or overbites that may have persisted from childhood or developed due to various life factors.

**\*\*Desire for Improved Aesthetics\*\*:** Many adults seek orthodontic treatment to enhance the appearance of their smile, addressing concerns such as crooked teeth, gaps, or overbites that may have persisted from childhood or developed due to various life factors.

### Overcoming Hesitations About Braces Later in Life: Navigating Orthodontic Treatment for Adults

Embarking on the journey of orthodontic treatment, particularly through braces, can stir a whirlpool of emotions—excitement for a brighter smile, but also hesitation and apprehension, especially for those considering it later in life. This essay explores the nuances of seeking orthodontic care as an adult, delving into the unique considerations that set this experience apart from the more commonly perceived childhood treatments. Orthodontic visits usually occur every four to eight weeks Dental braces for children dental caries. By understanding these differences and addressing common hesitations, adults can confidently pursue their path to improved oral health and aesthetics.

## The Shift in Perspective: Adult vs. Childhood Treatments

One of the primary distinctions between orthodontic treatments initiated in adulthood versus childhood lies in the underlying motivations and expectations. For children, orthodontic interventions often focus on guiding growth and development to prevent future complications. Braces at a young age can correct issues like overcrowding or misalignment before they become more severe or ingrained. In contrast, adults typically seek orthodontic treatment for aesthetic reasons, bite corrections that impact oral function, or to address issues that have persisted since their youth without intervention. This shift means adults often have a clearer vision of what they aim to achieve—an aligned smile that boosts confidence—and may be more motivated by personal goals rather than developmental necessities.

### Addressing Common Hesitations

**1. Concerns About Age:** One prevalent hesitation among potential adult patients is the belief that they are "too old" for braces. However, the truth is far from this misconception. Modern orthodontics offers diverse options tailored to adult lifestyles and comfort levels—from traditional metal braces to discreet ceramic brackets, lingual braces hidden behind the teeth, and even clear aligners like Invisalign® that offer nearly invisible correction. These advancements mean appearance isn't an insurmountable barrier anymore; comfort and convenience are prioritized just as much as effectiveness.

**2. Fear of Disruption:** Adults often juggle busy lives—career commitments, family responsibilities—that might make the thought of another medical procedure daunting. Yet many modern orthodontic treatments are designed with flexibility in mind. Clear aligners can typically be removed for eating and cleaning, allowing for easier integration

into daily routines compared to traditional braces which require meticulous oral hygiene practices around fixed appliances. Discussing your lifestyle with your orthodontist opens avenues for finding a treatment plan that accommodates your needs without significant disruption.

**3. Financial Considerations:** The cost of orthodontic treatment can be a substantial concern for anyone but particularly weighs heavily on adult budgets already managing multiple financial responsibilities. While initial costs might seem steep when compared to childhood plans funded by parents or insurance coverage typically broader for minors, exploring financing options, payment plans offered by clinics, and investigating insurance coverage specifics can alleviate some financial stress. Moreover, considering long-term benefits such as enhanced self-esteem and improved dental health might reframe this investment positively over time.

**4. Embracing Change:** Perhaps one of the most profound hesitations is adjusting to physical changes during treatment—a period where patience becomes a virtue as you adapt to new appliances in your mouth or adjust to slight discomforts associated with tooth movement towards alignment. It's vital to embrace this transformation mindfully; viewing it not merely as a phase but

**\*\*Boosting Self-Confidence\*\*:**  
**Orthodontic treatment can significantly improve an**

# adult's self-esteem and confidence by correcting dental imperfections, leading to a more positive self-image and better social interactions.

---

- **\*\*Desire for Improved Aesthetics\*\***: Many adults seek orthodontic treatment to enhance the appearance of their smile, addressing concerns such as crooked teeth, gaps, or overbites that may have persisted from childhood or developed due to various life factors.
- **\*\*Boosting Self-Confidence\*\***: Orthodontic treatment can significantly improve an adult's self-esteem and confidence by correcting dental imperfections, leading to a more positive self-image and better social interactions.
- **\*\*Enhancing Oral Health\*\***: Proper alignment of teeth through orthodontic treatment can improve oral hygiene by making it easier to clean teeth effectively, thereby reducing the risk of cavities and gum disease that may have been challenging to manage in misaligned dentitions.

- **\*\*Addressing Chronic Dental Issues\*\***: Adults may seek orthodontics to resolve long-standing dental problems such as bite issues (overbites, underbites, crossbites) that can lead to jaw pain, headaches, and digestive difficulties if left untreated.
- **\*\*Correcting Speech Impediments\*\***: Misaligned teeth or jaw structures can contribute to speech difficulties; orthodontic treatment can correct these issues, improving articulation and overall communication skills.
- **\*\*Preventive Measures Against Tooth Wear\*\***: Properly aligned teeth are less prone to excessive wear and tear; adults may pursue orthodontic treatment to prevent premature tooth degradation and associated costs of restorative dentistry.
- **\*\*Facilitating Better Chewing Efficiency\*\***: Orthodontic treatment can improve bite function and alignment, allowing for more efficient chewing which is crucial for digestion and overall nutritional health in adulthood.

### Understanding the Shift: Adult Orthodontics Versus Childhood Treatments

The journey to a straighter smile isn't exclusively a teenage affair; it's a testament to the evolving landscape of orthodontic care that adults today are embracing braces with increasing confidence and frequency. This shift reflects not just changes in dental technology and societal perceptions but also a deeper understanding of oral health's impact on overall well-being across all ages. Let's delve into why the hesitations often associated with considering braces later in life are gradually fading, paving the way for a more inclusive approach to orthodontic treatments.

Historically, orthodontic treatment was marketed primarily towards adolescents and young adults, capitalizing on the notion that straightening teeth is mostly about aesthetics during formative years. This perspective inherently planted seeds of hesitation in adults, who might have viewed braces as a relic of youth rather than a tool for functional improvement and enhanced self-esteem at any age. The stigma attached to adult orthodontics—concerns over appearance, discomfort, and perceived inconvenience—often overshadowed the tangible benefits braces could offer beyond mere aesthetics.

However, times have changed dramatically. Advances in orthodontic materials and techniques have made treatment options more discreet, comfortable, and efficient than ever before. Clear aligners like Invisalign offer a nearly invisible solution, appealing significantly to adults concerned about professional image or aesthetic preferences during treatment. These innovations have begun to dismantle traditional barriers, making it easier for adults to envision themselves wearing braces without feeling out of place or overly self-conscious.

Moreover, the understanding of oral health has broadened significantly. We now recognize that misaligned teeth aren't merely an issue of appearance but can contribute to serious health problems such as gum disease, tooth decay, and even affect sleep patterns through conditions like sleep apnea. For many adults, correcting these issues isn't just about achieving a picture-perfect smile; it's about enhancing overall health and quality of life—a compelling motivator that resonates deeply with mature audiences seeking holistic wellness solutions.

Additionally, societal attitudes are shifting gears. There's an emerging narrative celebrating individuality and personal choice at every stage of life. Social media platforms buzz with stories from adults proudly sharing their orthodontic journeys, showcasing before-and-after transformations that highlight not just aesthetic improvements but also boosts in confidence and self-esteem. This cultural shift is pivotal; it normalizes adult orthodontics

by presenting it as a viable pathway toward personal improvement rather than an adolescent rite of passage.

Furthermore, workplace dynamics are evolving too. As remote work becomes more prevalent and professional environments increasingly value authenticity over conformity, individuals feel empowered to prioritize personal comfort alongside career demands—including choices about their dental health care. Knowing that one can pursue orthodontic treatment without fearing judgment or impacting career progression adds another layer of appeal for those considering braces later in life.

In essence, the hesitations surrounding adult orthodontics are diminishing under the weight of technological progress, changing societal norms, and an enriched understanding of what dental health means for adult wellbeing. With advancements making treatments more accessible and appealing—and with growing acceptance from peers and society alike—the path toward straighter teeth is becoming increasingly inviting for individuals regardless of age. The realization that it's never too late to seek better alignment between oral health and personal happiness marks a significant shift in how we view adult orthodont

# **\*\*Enhancing Oral Health\*\*:**

## **Proper alignment of teeth**

### **through orthodontic**



**treatment can improve oral hygiene by making it easier to clean teeth effectively, thereby reducing the risk of cavities and gum disease that may have been challenging to manage in misaligned dentitions.**

When we think about braces, a common thread in the conversation often revolves around the ideal age for orthodontic treatment, typically leaning towards adolescence. However, the journey of straightening teeth and correcting bites isn't just about the appliances themselves; it's deeply intertwined with the fascinating—and sometimes surprising—differences in bone structure and growth between adolescents and adults. Understanding these nuances can illuminate why timing matters and how overcoming hesitations about braces later in life is not only feasible but also beneficial.

Let's start with the basics: bone structure and growth are fundamentally different between adolescents and adults, significantly influencing how orthodontic treatments are approached and executed. During adolescence, the body is in a phase of rapid growth, characterized by an open growth plate in the bones—a crucial feature that allows for alterations in bone structure under controlled forces, like those applied by braces. This period, often referred to as the "growth spurt," presents an opportune time for orthodontic interventions because bones are more malleable and responsive to change. Teeth can be moved more easily, and corrections made during this time can lead to profound changes in facial aesthetics and dental function without extensive additional procedures later on.

Contrast this with adulthood, where growth plates have typically fused into solid bone by around age 20. This doesn't mean adult bones are incapable of change; rather, they require a different approach. Adult bones respond differently to orthodontic forces—they remodel rather than reshape as dramatically as their adolescent counterparts might. This means that while braces can still correct misalignments and improve bite function in adults, the process may take longer due to reduced bone plasticity and potentially necessitate additional procedures such as minor surgery or jaw realignment to achieve optimal results.

Moreover, adults often come with a set of unique challenges that weren't present during adolescence—existing dental wear, gum health considerations, or even skeletal discrepancies that might have been less pronounced earlier in life but become more significant over time. These factors contribute to a tailored approach necessary for successful orthodontic treatment in adulthood compared to adolescence.

Overcoming hesitations about embarking on orthodontic treatment later in life hinges on understanding these differences—not as limitations but as part of a personalized journey toward enhanced oral health and confidence. Modern advancements in orthodontics offer discreet options like clear aligners that cater specifically to adult aesthetics and lifestyles.

Plus, addressing dental alignment isn't merely about achieving a perfect smile; it's linked to improved oral hygiene, reduced risk of tooth decay and gum disease, better digestion due to proper biting function, and overall enhanced quality of life.

In essence, whether you're navigating through your teenage years or considering braces later in life, the core message remains clear: it's never too late to seek alignment correction for your teeth. The differences in bone structure and growth between adolescents and adults may shape the approach needed for effective treatment—but they certainly don't close off the option altogether. With modern techniques tailored to individual needs at any stage of life, embracing orthodontic care can be seen not just as a solution but as an investment in long-term oral health and personal well-being.

**\*\*Addressing Chronic Dental Issues\*\*:** Adults may seek orthodontics to resolve long-standing dental problems such as bite issues (overbites, underbites, crossbites) that

# can lead to jaw pain, headaches, and digestive difficulties if left untreated.

In recent years, the realm of adult orthodontics has experienced a remarkable transformation, largely thanks to the integration of advanced technology that not only streamlines treatment processes but also addresses the hesitations many adults feel about undergoing orthodontic care later in life. This shift is pivotal, as it opens up avenues for individuals to pursue straighter smiles without the anxieties that often accompany traditional braces imagery from their youth.

Firstly, let's delve into one of the most significant technological advancements: Clear Aligner Therapy. Systems like Invisalign have redefined orthodontic treatment by offering nearly invisible solutions. These custom-made, removable aligners are a stark contrast to the metal brackets and wires of yesteryear. For many adults, this means treating their teeth discreetly—an essential factor when considering professional and social implications. The ability to remove aligners for eating, drinking, and maintaining oral hygiene significantly enhances comfort and convenience, addressing one of the primary concerns adults have about committing to orthodontic treatment.

Moreover, digital technology plays a crucial role in improving efficiency and patient experience. Digital impressions, using intraoral scanners, replace the messy and often uncomfortable traditional impression material. Not only does this provide a more accurate

model of the teeth for treatment planning, but it also reduces anxiety for those who dread dental impressions. Furthermore, these digital models can be easily shared among specialists or with patients themselves via secure online platforms, fostering transparency and involvement in the treatment process.

The advent of 3D printing and CAD/CAM (Computer-Aided Design/Computer-Aided Manufacturing) technologies further revolutionizes orthodontics by enabling precise fabrication of custom appliances at an accelerated rate. From clear aligners to specific orthodontic tools tailored to individual needs, these technologies ensure that treatments are not only efficient but also highly personalized. The result is a tailored approach that fits seamlessly into an adult's lifestyle while achieving desired outcomes faster than ever before.

Additionally, teleorthodontics has emerged as a game-changer in making adult orthodontics more accessible and less intimidating. Virtual consultations allow patients to discuss their concerns and progress with their orthodontists from the comfort of their homes. This not only saves time but also removes some of the anxiety associated with frequent clinic visits—a notable barrier for many adults considering braces later in life.

Lastly, advancements in materials science have led to more comfortable options for traditional braces too. Self-ligating brackets reduce friction between wires and brackets, leading to shorter treatment times and less discomfort—another hurdle lowered for hesitant adults contemplating orthodontic care.

In conclusion, adult orthodontics today leverages an array of sophisticated technologies that collectively work towards overcoming hesitations about braces later in life. From discreet clear aligners to digitally-driven precision manufacturing and teleorthodontics services that minimize inconvenience—these innovations make straightening teeth an attainable goal without compromising on comfort or aesthetics. As such advancements

continue to evolve, they promise even more accessible pathways for adults seeking improved smiles at any stage of life, encouraging them to embrace change with confidence rather than apprehension.

## **\*\*Correcting Speech**

**Impediments\*\*:** Misaligned teeth or jaw structures can contribute to speech difficulties; orthodontic treatment can correct these issues, improving articulation and overall communication skills.

Navigating the decision to get braces later in life is a journey woven with threads of personal perception and societal expectations, a tapestry that can often feel complex and sometimes overwhelming. For many, the idea of orthodontic treatment evokes images from childhood—supposedly a time when braces were an almost mandatory rite of passage. Yet, as we grow older, the landscape of why and how we approach such treatments shifts dramatically, influenced by a blend of self-awareness and external pressures.

Starting with self-perception, it's crucial to acknowledge that our views on beauty and personal standards evolve over time. In younger years, societal norms might dictate certain aesthetics as ideal, often pushing individuals towards seeking braces to align with these narrow definitions of attractiveness. However, as we mature, many find their perspectives broadening. We learn to value authenticity over conformity, recognizing that our unique smiles are part of what makes us who we are. This shift allows for a more thoughtful consideration of whether braces align with our personal goals and comfort levels rather than merely following external dictates.

On the flip side, societal expectations continue to play a potent role in shaping our decisions regarding braces. Social media bombards us with images portraying perfect smiles as the norm, which can instill feelings of inadequacy or pressure to conform among adults contemplating orthodontic treatment. The challenge here lies in discerning between aspirational imagery and realistic expectations. It's important to remember that those flawless smiles often come with their own set of stories—years of treatment, patience, and sometimes hidden challenges.

Moreover, embracing one's decision to seek braces later in life requires overcoming lingering stigma associated with orthodontic treatments being solely for adolescents. Many adults face hesitations fueled by concerns about appearance during treatment—

concerns that younger patients often don't share due to differing social contexts. However, this is an age where discretion and advanced dental technologies offer solutions that minimize visibility while effectively addressing alignment issues. Recognizing these advancements can significantly ease anxieties linked to societal perceptions about aging and orthodontics.

In overcoming hesitations about braces later in life, it's pivotal to cultivate self-compassion and resilience against societal pressures. Engaging with supportive communities—both online and offline—can provide invaluable insights and encouragement from others who have navigated similar paths. Understanding that everyone's journey is unique helps dispel the myth that there's a "right" time or way to achieve a beautiful smile.

Ultimately, deciding on braces later in life is deeply personal—a fusion of understanding oneself beyond societal lenses and weighing personal desires against any lingering doubts rooted in external expectations. It's an affirmation that our worth isn't gauged by adherence to fleeting standards but by embracing our authentic selves at every stage of life—brace(s) included if they're part of the journey towards feeling confidently ourselves.

**\*\*Preventive Measures**

**Against Tooth Wear\*\*:**

**Properly aligned teeth are less**



**prone to excessive wear and tear; adults may pursue orthodontic treatment to prevent premature tooth degradation and associated costs of restorative dentistry.**

Orthodontic treatment, often synonymous with the gleam of braces adorning young smiles, has evolved significantly over the years, yet societal perceptions surrounding it remain intriguingly varied across different age groups. As we delve into the tapestry of these perceptions, it becomes clear that the journey towards a straighter smile is not just a dental matter but a reflection of broader societal values and concerns about aesthetics, health, and self-perception at various stages of life.

In younger demographics, particularly pre-teens and teenagers, orthodontic treatment is frequently viewed through the lens of social acceptance and peer pressure. For many in this age group, braces are almost a rite of passage—a symbol of transitioning from childhood to adolescence. Societal norms often paint orthodontic treatment as a path to

improving one's appearance, thereby boosting self-esteem and fostering better social interactions. However, this perception can also lead to hesitations; the fear of standing out or being labeled as "different" can deter some from pursuing treatment despite dental needs. The desire to fit in can overshadow individual health considerations, creating a hesitancy rooted in social dynamics rather than personal well-being.

As we shift our gaze to young adults—typically those in their teens transitioning into adulthood—the landscape changes subtly yet significantly. By this stage, individuals are often more aware of their options and may view orthodontic treatment not merely as a cosmetic fix but as an investment in long-term oral health. Yet societal pressures still loom large; career-oriented young adults might hesitate due to perceived professional implications—will wearing braces affect their image in the workplace? This demographic grapples with balancing personal health benefits against societal expectations tied to professionalism and appearance. The hesitation here often stems from concerns about how braces might impact their burgeoning careers or personal branding in an increasingly image-conscious world.

For middle-aged individuals contemplating orthodontic treatment later in life, societal perceptions take on an entirely different hue. Here, the focus shifts dramatically towards health and functionality over youthful aesthetics. Many in this group recognize that misaligned teeth can contribute to serious oral health issues like gum disease or uneven wear on teeth—a reality that elicits a more pragmatic approach to treatment consideration. Societal norms around aging often emphasize wisdom and experience over youthful appearance; thus, seeking orthodontic care later in life can be seen as a responsible act for maintaining overall wellness rather than an endeavor driven by vanity. Hesitations might arise from concerns about cost or time commitment amidst busy lives but are generally overshadowed by the compelling need for improved dental health and comfort.

Lastly, older adults approaching retirement age face perhaps the most nuanced societal perceptions regarding orthodontic treatment. At this stage, treatments like braces may be viewed through multiple lenses: health maintenance versus aesthetic enhancement becomes secondary to quality of life considerations—how will improved dental function affect eating comfort or speech clarity? Societal views here lean toward respect for personal choices; however, there's an undercurrent where aging individuals might feel pressured by societal ideals that equate youthfulness with straight teeth. This demographic's hesitations intertwine deeply with feelings about aging gracefully versus conforming to outdated notions of beauty standards tied to youthfulness.

In navigating these diverse perspectives across age groups—it's evident that while the fundamental drive for better oral health unites them all—tooled

**\*\*Facilitating Better Chewing Efficiency\*\*  
: Orthodontic treatment can improve bite function and alignment,**

# allowing for more efficient chewing which is crucial for digestion and overall nutritional health in adulthood.

Embracing the Journey of Orthodontic Care in Adult Life: Overcoming the Hurdles of Self-Consciousness

As we navigate through life, many of us find ourselves at crossroads where personal improvement intersects with societal perceptions. For adults considering orthodontic care, this intersection can be particularly daunting. The thought of braces, aligners, or any orthodontic treatment often triggers a mix of emotions – excitement for a potential smile makeover but also significant self-consciousness about how others might perceive this decision. However, stepping into this journey with a mindful approach can transform hesitation into empowerment. Here are strategies to help adults embrace their choice for orthodontic care and shed the shadows of self-doubt.

## **1. Reframe Your Mindset**

First and foremost, it's crucial to reframe your mindset around orthodontic treatment. Viewing braces not as a sign of flaw but as an investment in your health and confidence can significantly alter your perception. Remember, every smile is unique; what sets you apart is often what makes you more relatable and human. Your decision to pursue orthodontics is a brave step toward self-improvement, reflecting your commitment to wellness and happiness.

## **2. Seek Support from Like-Minded Individuals**

Finding a community of individuals who have undergone or are undergoing similar experiences can be incredibly reassuring. Online forums, social media groups focused on adult orthodontics, or even local support meetups offer safe spaces to share experiences, advice, and encouragement. Knowing you're not alone in this journey can alleviate much of the anxiety associated with standing out initially. Sharing stories and successes can remind you that every step forward is part of a larger narrative of self-love and resilience.

## **3. Focus on the Benefits Beyond Appearance**

While aesthetic improvements are certainly a highlight of orthodontic treatment, focusing on the broader benefits can provide additional motivation. Better oral health leads to improved digestion, reduced risk of gum disease, and enhanced overall well-being. The confidence boost that comes from knowing you're taking proactive steps for your health should not be underestimated—it permeates all areas of life, from personal relationships to professional interactions. Emphasizing these less tangible but deeply impactful benefits

can shift focus away from external judgments towards internal growth and satisfaction.

#### **4. Prepare for Conversations About Your Treatment**

Anticipating questions or comments from friends, family, or colleagues can ease the apprehension surrounding disclosure about your orthodontic journey. Preparing responses in advance allows you to share your story on your terms—a narrative centered around positivity and personal growth rather than insecurity. Open communication fosters understanding and often encourages others to share their own journeys toward self-improvement, creating bonds grounded in mutual respect and support.

#### **5. Celebrate Small Victories Along the Way**

Lastly, acknowledge and celebrate each milestone in your orthodontic journey—whether it's adjusting to new aligners, achieving a straighter section of teeth, or simply mustering courage for another appointment scheduled ahead despite initial jitters. These small victories accumulate into significant progress over time, reinforcing the value of persistence and self-care choices made along the way. Celebrating these moments helps reinforce positive feelings about your decision to pursue orthodontics late in life—a testament to your commitment to becoming the best version of yourself without letting

When we contemplate braces, particularly later in life, the immediate images that come to mind often revolve around aesthetics—straighter teeth, a more confident smile, and perhaps a touch of youthfulness restored. However, delving deeper reveals a plethora of health benefits that extend far beyond mere aesthetics. For those hesitating about embracing orthodontic treatment in their later years, understanding these broader advantages can provide compelling reasons to take that leap.

Firstly, let's address the fundamental impact on oral health. Misaligned teeth can lead to a myriad of issues, from difficulty in cleaning certain areas effectively to increased risk of gum diseases and tooth decay. When teeth are not properly aligned, food particles can easily lodge in hard-to-reach spots, promoting bacterial growth and potentially leading to periodontal disease. By correcting these alignments with braces, individuals not only enhance their smile but also significantly lower their risk for serious oral health problems that could necessitate more invasive treatments down the line.

Moreover, proper alignment plays a pivotal role in ensuring efficient chewing and digestion. When teeth are correctly positioned, they work harmoniously during the mastication process, reducing strain on the jaw and facilitating better digestion. Misaligned teeth can lead to uneven wear and excessive pressure on certain teeth or joints, potentially resulting in temporomandibular joint disorders (TMD). By investing in braces later in life, one is not just improving their bite but also contributing to overall digestive health and comfort.

Another often-overlooked benefit pertains to speech clarity. While subtle for many adults who have adapted to speaking with misaligned teeth, clear articulation is crucial for effective communication. Braces can subtly adjust the positioning of the tongue and lips during speech, enhancing clarity and confidence when speaking—a bonus that transcends mere physical appearance.

Additionally considerations around self-esteem and mental health cannot be understated. The journey toward straighter teeth can empower individuals feeling self-conscious about their smiles due to misalignment. This renewed confidence isn't merely superficial; it deeply affects mental well-being by encouraging social interactions and reducing anxiety related to one's appearance. In essence, braces offer a pathway not just towards physical transformation but also emotional liberation.

Lastly, let's touch upon longevity—the durability of dental work itself benefits from proper alignment achieved through orthodontic treatment like braces. Teeth that are correctly aligned are less likely to suffer damage from improper biting forces or accidents because they distribute stress evenly across the mouth's structure. This resilience ensures that any subsequent dental work—be it fillings, crowns, or implants—is more likely to last longer and perform better over time due to a healthier foundation provided by properly aligned teeth supported by orthodontic treatment earlier on.

In conclusion, while the allure of a straighter smile certainly draws many toward considering braces later in life, it's crucial not to overlook the significant health benefits beyond aesthetics that this decision entails. From improved oral hygiene and reduced risk of chronic conditions to enhanced speech clarity and bolstered self-confidence—embracing orthodontic treatment offers a holistic approach toward personal wellness that resonates throughout various facets of life. Ultimately, choosing braces isn't simply about achieving an aesthetic goal; it's an investment in long-term health and quality of life that deserves serious consideration for anyone contemplating this transformative journey at any age.

## Embracing the Journey of Orthodontic Care: A Path to Enhanced Dental Health for Adults

As we navigate the various chapters of life, our priorities shift, and sometimes, the idea of wearing braces—often associated with youth—can seem daunting, especially for those considering it later in life. However, delving into the dental health improvements that braces can offer provides a compelling case for adults to embrace this transformative journey. Beyond the aesthetic benefits, orthodontic treatment with braces plays a pivotal role in preventing gum disease and tooth decay, contributing significantly to overall oral health and well-being.



To start, let's address the immediate concern: how braces can prevent gum disease. Gum disease, or periodontal disease, is an infection of the structures supporting our teeth, including gums, periodontal ligament, and bone. It often begins with plaque buildup due to improper oral hygiene but can escalate when malocclusions—misalignments of teeth—create areas where food particles and bacteria can accumulate more easily. Braces meticulously align teeth, reducing these hiding spots for plaque and making it significantly easier to maintain thorough cleaning routines. By ensuring that every surface of your teeth is accessible for brushing and flossing, braces empower you to combat plaque effectively, thus lowering the risk of developing gum disease—a condition whose advanced stages can lead to tooth loss and other severe health issues.

Moreover, braces play an equally crucial role in preventing tooth decay. Misaligned teeth can create challenging-to-clean nooks and crannies where food debris lingers longer than it should. This environment becomes a breeding ground for bacteria that produce acids capable of eroding tooth enamel—the protective layer of our teeth—and leading to cavities. By straightening teeth into a harmonious alignment, braces not only improve your smile but also enhance your ability to clean each tooth thoroughly during daily oral hygiene practices. This reduced accumulation of harmful bacteria translates directly into a decreased risk of tooth decay—a common concern that many adults face as they navigate their lifestyle demands alongside maintaining good oral health.

Beyond these direct benefits lies an essential psychological aspect; wearing braces often comes with improved self-esteem and confidence stemming from a more attractive smile. When individuals feel good about their appearance, they're more likely to engage in activities that promote overall wellness—including consistent oral care practices that support dental health improvements achieved through orthodontic treatment. This positive feedback loop emphasizes how braces are not just about correcting physical alignment but also about enhancing one's quality of life holistically.

It's important to recognize that while embracing braces later in life might seem intimidating at first glance—considering factors like time commitment or potential discomfort—the rewards are profound and long-lasting. The prevention of gum disease and tooth decay stands as just two significant outcomes among many others that adult orthodontic care offers. With advancements in orthodontic technology providing discreet options like clear aligners alongside traditional brackets, there's never been a better time for adults to consider this investment in their health and happiness.

In conclusion, stepping into orthodontic treatment later in life is not merely an aesthetic choice; it's a strategic move towards securing better dental health outcomes—invaluable assets as we age gracefully while maintaining vibrant smiles intact. By understanding how braces contribute substantially toward preventing gum disease and tooth decay—and appreciating their broader impact on overall well-being—adults can confidently embark on this journey towards healthier

### Embracing the Journey: The Long-Term Benefits of Correcting Malocclusions at Any Age

In the tapestry of life, our smiles weave a significant thread, influencing not just our appearance but also our confidence and overall well-being. For many, the thought of braces evokes memories of adolescence—a time often associated with a mix of excitement and trepidation about physical changes. However, the narrative around orthodontic treatment, particularly for correcting malocclusions, transcends age. It's a journey that extends far beyond the immediate cosmetic improvements, reaching into the realms of health, functionality, and self-esteem that enrich our lives well into our golden years. Let's delve into why embracing this path later in life can be one of the most rewarding decisions you might make.

Firstly, let's address what malocclusions are and their implications. Simply put, malocclusion refers to misalignments of the teeth and jaws that can lead to a host of

issues. These might include overbites, underbites, crossbites, or crowded teeth—conditions that not only affect how we chew and speak but can also lead to serious dental and oral health problems over time. Misaligned teeth can contribute to wear and tear on tooth enamel, increase susceptibility to cavities and gum disease, and even cause jaw pain or disorders like temporomandibular joint (TMJ) syndrome. By correcting these issues through braces or other orthodontic treatments later in life, individuals can significantly mitigate these risks, ensuring healthier mouths and potentially reducing future dental expenses—a wise investment indeed.

Moreover, improving one's bite through orthodontic correction has profound effects on overall quality of life. Proper alignment aids in better digestion by facilitating efficient chewing processes; it contributes to clearer speech for those who may have struggled with articulation due to misaligned teeth; and perhaps most notably—it boosts self-confidence. Imagine rediscovering the joy of smiling freely without reservations about your appearance. This newfound confidence trickles into various aspects of life: professional interactions become more assertive; social engagements are approached with enthusiasm rather than anxiety; and personal relationships flourish as self-assuredness radiates from within. The ripple effect is undeniable—the benefits extend far beyond aesthetics into emotional and social domains that enrich daily living at any age.

It's also important to recognize the advancements in orthodontic technology that make this journey more comfortable and discreet than ever before. Gone are the days when metal braces were synonymous with teenage angst; today's options range from lingual braces—placed behind the teeth for invisibility—to clear aligners that can be removed for eating and cleaning—offering both efficacy and discretion tailored to individual lifestyles and preferences. These modern approaches cater specifically to adults who value their time and privacy while seeking improvement in their oral health and appearance.

Furthermore, considering the psychological aspect cannot be overstated—especially for those apprehensive about embarking on this journey later in life. The hesitation often stems from concerns about aging gracefully or fitting societal standards of beauty tied closely to youthfulness. However, it's crucial to reframe this perspective: seeking treatment is an act of empowerment—a testament to valuing personal health and happiness regardless of age stereotypes. By choosing to correct malocclusions later in life, individuals demonstrate resilience and a proactive approach towards maintaining their quality of life—a trait universally admirable

The journey to a brighter smile, especially later in life, has undergone remarkable transformations thanks to technological advances that are revolutionizing the realm of orthodontics. The apprehensions many harbor about getting braces—concepts often steeped in memories of bulky metal appliances and uncomfortable adjustments—are being gently dismantled by innovations that prioritize comfort, efficiency, and aesthetics. This evolution is pivotal for adults considering orthodontic treatment; it addresses not just the physical discomfort but also the psychological hurdles that can deter someone from pursuing straighter teeth.

One of the most notable advancements is the introduction of **clear aligners**, such as Invisalign, which have dramatically shifted the perception of what braces look like and feel like. These transparent trays are virtually invisible when worn, offering a significant aesthetic advantage over traditional metal braces. For many adults concerned about their professional image or self-conscious about wearing visible braces, this option provides a breath of fresh air. The aligners are custom-made to fit snugly over your teeth, gradually shifting them into place without the metallic tang or discomfort associated with wires and brackets. Moreover, they can often be removed for eating and brushing, promoting better oral hygiene—a critical factor for adults who might already be managing multiple health considerations.

Additionally, **self-ligating brackets** represent another leap forward in comfort and efficiency. These innovative brackets eliminate the need for elastic ties to hold the wire in place, reducing friction and often shortening treatment time. The design allows for less resistance during adjustments, translating into fewer visits to the orthodontist and less irritation in the mouth—an appealing prospect for anyone looking to minimize downtime and discomfort.

The realm of **smart technology** is also making its mark on orthodontic treatment. Applications that track progress, remind patients when to switch aligners, or even allow virtual consultations with orthodontists are bridging gaps in communication and care management. Such technologies empower patients with information and control over their treatment journey while offering convenience that fits seamlessly into busy adult lifestyles.

Moreover, advancements in materials science have led to more comfortable bracket designs and softer bonding materials that reduce irritation to gums and cheeks—a common complaint with traditional braces. Even the adhesives used have evolved; newer formulations adhere better yet are easier to remove without damaging tooth enamel—a consideration particularly important as we age and our teeth may require more delicate care.

The cumulative effect of these technological strides is profound: they're making orthodontic treatment an increasingly comfortable experience tailored to the needs of adults who may have once believed straighter teeth were beyond their reach due to age or fear of discomfort. As we embrace these innovations—not only do we see improvements in dental outcomes but also a shift towards viewing orthodontic treatment as a positive step toward personal well-being rather than a necessary evil masked behind metal fixtures of yesteryear. Embracing these advancements means embracing a future where achieving that perfect smile is not just possible but comfortably attainable at any

stage of life.

Navigating the decision to wear braces, especially later in life, often comes with a mix of practical considerations and personal hesitations. Among the most significant of these is the concern over aesthetics and comfort, areas where modern orthodontic materials have made remarkable strides, offering solutions that are not only effective but also discreet and comfortable. This evolution in braces materials has opened new doors for adults looking to correct their bites or enhance their smiles without the stigma or discomfort often associated with traditional metal braces.

## **The Rise of Ceramic Braces**

One of the most celebrated advancements in braces technology is the introduction of ceramic braces, often hailed as a more aesthetic alternative to their metal counterparts. These braces use clear or tooth-colored brackets that blend seamlessly with the natural color of your teeth, making them significantly less noticeable. For many adults, this subtle difference can be a game-changer, allowing them to undergo orthodontic treatment without feeling self-conscious about their appearance during social interactions or professional settings.

Ceramic braces operate on a similar principle to traditional metal braces; they utilize brackets bonded to the teeth and connected by archwires to apply gentle pressure, guiding teeth into proper alignment. However, the material's translucent quality is what sets them apart, offering an almost invisible solution for those who value discretion. While they might require slightly more care to prevent staining—much like one would with dental crowns—the benefits in terms of aesthetics and confidence are undeniable.

## **The Comfort Revolution: Clear Aligners**

Beyond ceramic braces, clear aligners have revolutionized orthodontics by providing a virtually invisible option that's also remarkably comfortable. Brands like Invisalign have popularized this method, which involves a series of custom-made, clear plastic trays that fit snugly over your teeth. Unlike fixed braces, aligners can be removed for eating, drinking (except water), brushing, and flossing, making daily oral hygiene practices easier and more convenient. This flexibility is particularly appealing to adults who might find maintaining oral hygiene with traditional braces challenging due to dietary restrictions or time constraints.

The comfort aspect cannot be understated; clear aligners exert pressure on teeth through gentle adjustments rather than constant metal contact, often leading to fewer irritations inside the mouth. The smooth plastic material reduces the likelihood of cuts or abrasions that can occur with metal wires and brackets. Plus, since they're removable, there's less risk of damage from accidental impacts—a common concern for those who lead active lifestyles or enjoy sports.

## **Embracing Modern Solutions**

For many considering orthodontic treatment later in life, the transition from traditional metal braces to modern ceramic options or clear aligners represents not just an upgrade in technology but a significant shift in mindset toward embracing personal care and beauty without compromise. These advancements cater specifically to the needs and concerns of adult patients—prioritizing discretion, comfort, and convenience while delivering results that enhance both oral health and self-confidence.

Ultimately, choosing between different types of braces should involve discussions with an orthodontist who can provide personalized advice based on individual needs and preferences. With such innovative materials at our fingertips—or rather, on our teeth—it's clearer than ever that overcoming hesitations about wearing braces later in life is not just feasible but incredibly empowering choice toward achieving a healthier smile on your own terms.

Over the years, the landscape of orthodontic treatment has undergone a remarkable transformation, especially tailored to address the unique needs and lifestyles of adults who are considering braces later in life. Gone are the days when braces were synonymous with the awkward adolescence; today, advancements like invisible braces and shorter treatment durations are redefining what it means to pursue a straighter smile without disrupting one's adult schedule or lifestyle.

Invisible braces, such as clear aligners, have revolutionized orthodontics by offering an almost discreet solution for those seeking to improve their smile. These aligners are made from transparent plastic, making them nearly invisible when worn. This subtlety is particularly appealing to adults who may be concerned about the aesthetic implications of traditional metal braces. Furthermore, because these aligners can be removed for eating, drinking (except water), and brushing, they align seamlessly with the often busy and health-conscious routines of adults. No longer do patients need to worry about food restrictions or the inconvenience of cleaning around brackets and wires – a significant boon for those juggling work, family, and personal commitments.

Moreover, advancements in orthodontic technology have shortened treatment durations considerably. With sophisticated software and precise 3D imaging, dentists can now map out a patient's treatment plan with exceptional accuracy, often reducing the overall time needed for correction. This efficiency is invaluable for adults whose lifestyle demands quick results without extensive interruptions to their daily activities or professional commitments. Shorter treatment periods mean less time spent at orthodontic



appointments and fewer adjustments needed over time – a practical consideration that resonates deeply with individuals balancing multiple responsibilities.

The psychological aspect cannot be understated either; feeling confident in one's appearance can significantly impact self-esteem and overall well-being, particularly in professional settings where first impressions matter greatly. The discreet nature of modern orthodontic options allows adults to pursue this enhancement without the anxiety that might accompany traditional braces. It's not just about aesthetics anymore; it's about enhancing one's quality of life by improving functionality and boosting confidence in social and professional interactions alike.

Additionally, advancements in materials have led to more comfortable options that reduce irritation in the mouth—a common concern for those returning to braces after many years. The focus on comfort ensures that even with extended wear necessary for effective treatment, adults can maintain their routine activities without undue discomfort or distraction.

In conclusion, the strides made in orthodontic technology—with invisible braces leading the charge alongside shorter treatment times—have effectively addressed many hesitations associated with pursuing braces later in life. By catering specifically to adult schedules and lifestyles through discreetness, efficiency, and comfort, these innovations empower individuals to embrace treatments that promise not just a straighter smile but also an enhanced sense of self-assuredness at any stage of life. As we continue navigating our fast-paced world, knowing that such supportive advancements exist makes taking that step toward improved oral health both feasible and inviting for adults everywhere.

Investing in long-term health, particularly when it comes to orthodontic treatments like braces, often presents a crossroads where immediate costs meet the promise of future benefits. For many adults considering braces later in life, hesitations can be steeped in

concerns about cost, aesthetic considerations, and the perceived necessity of such treatments. However, framing this decision through the lens of economic considerations reveals a more nuanced picture—one where investing in braces can be viewed as a strategic move towards enhancing both quality of life and overall economic well-being in the long run.

Firstly, let's address the elephant in the room: cost. Orthodontic treatment can indeed represent a significant financial outlay, especially for adults who may not have anticipated this expense during their earlier years. However, by considering braces as an investment rather than merely an expenditure, one begins to see the broader economic advantages. Straighter teeth can lead to improved oral health, reducing the likelihood of future dental issues that might necessitate more costly interventions down the line—think cavities, gum disease, or even jaw problems. By preemptively addressing alignment issues now, individuals could potentially save on extensive dental work that might become necessary if left untreated.

Moreover, beyond mere financial savings on healthcare costs, there's a compelling argument to be made for enhanced professional opportunities. A smile that radiates confidence due to well-aligned teeth can significantly impact first impressions and interpersonal dynamics in professional settings. Studies have shown that individuals with attractive smiles are often perceived as more competent and trustworthy—a subtle yet powerful advantage in job interviews and workplace interactions. This indirect economic benefit stems from improved self-esteem and social perception, illustrating how investing in orthodontic care isn't just about personal aesthetics but also about boosting one's economic prospects through enhanced employability and professional success.

Additionally, let's consider lifestyle impacts. Better oral health contributes to overall wellbeing; clearer teeth mean fewer dietary restrictions and less discomfort during meals—a small change leading to greater enjoyment in daily life without hidden costs creeping up

due to poor digestion or nutritional deficiencies stemming from avoidance of certain foods due to dental discomfort or appearance concerns.

Furthermore, there's an intangible yet crucial aspect: mental health benefits tied to improved aesthetic satisfaction with one's smile. The psychological uplift from feeling confident about one's appearance can reduce stress levels and enhance mood—resources we often overlook but are undeniably valuable assets contributing indirectly to our overall productivity and quality of life. Reduced stress translates into fewer associated health costs related to anxiety or depression management over time—a silent but substantial economic dividend from initial investment in orthodontic care.

In essence, viewing investments in long-term health through the prism of orthodontics encourages us to look beyond immediate expenses towards a holistic understanding of how such decisions ripple outwards into various facets of personal and professional life—savings on future dental work, increased earning potential due to heightened confidence, reduced stress-related healthcare costs, and improvements in overall quality of life affecting mental well-being positively. These cumulative benefits paint a convincing picture: investing today in something like braces is not simply an expense but a strategic economic move towards securing better health outcomes—and consequently better financial stability—in years to come. It's an investment not just for your smile but for your future self—healthier, happier, and economically empowered by choices made today with tomorrow's wellness at heart.

When contemplating orthodontic treatment later in life, many individuals find themselves at a crossroads, weighing the immediate costs and discomfort of braces against the potential long-term benefits and the risks of delaying treatment. This decision is nuanced and deeply personal, shaped by a variety of factors including financial considerations, lifestyle impacts, and the potential for future health complications. Let's unpack this topic to understand why addressing orthodontic issues sooner rather than later might often prove to be the more cost-effective—and healthier—choice.

## **The Immediate Costs of Braces**

Firstly, let's acknowledge the upfront costs associated with braces. For many, the price tag can seem daunting: orthodontic treatment doesn't come cheap. However, when viewed through a broader lens, these costs need to be juxtaposed with the possible expenses and inconveniences that might arise from postponing treatment. Delaying orthodontic care isn't merely about aesthetics; it's about maintaining oral health and preventing more serious issues down the line.

## **Preventing Future Complications**

Postponing orthodontic treatment can lead to a cascade of complications that might necessitate more extensive—and costly—interventions later on. Crooked teeth and improper bites don't just affect smile aesthetics; they can lead to issues like tooth decay, gum disease, and jaw problems due to uneven wear and strain on the teeth and jaw muscles. These conditions might require fillings, root canals, or even surgery if left unchecked for too long. Ultimately, addressing these underlying issues through timely orthodontic intervention can save both money and discomfort in the long run.

## **Impact on Overall Health**

Moreover, there's a growing body of research suggesting links between poor oral health and systemic health issues such as heart disease and diabetes. By addressing orthodontic concerns proactively, individuals not only enhance their dental health but also potentially mitigate risks associated with broader health complications—a significant factor to consider when assessing cost-effectiveness over a lifetime.

## **Psychological and Social Benefits**

Beyond physical health considerations lies the psychological impact of having a straighter smile at any age. Confidence boosts can translate into better social interactions, professional opportunities, and overall quality of life—benefits that are invaluable but often hard to quantify in monetary terms. The peace of mind that comes from knowing one's teeth are aligned properly contributes significantly to one's wellness without an immediate financial toll.

## **Financial Strategies for Accessing Treatment**

Understanding that cost is a significant barrier for many seeking orthodontic care later in life is crucial. Exploring financing options such as payment plans offered by orthodontists or considering insurance coverage can alleviate some financial burdens. Additionally, investing in preventive care now could mean avoiding larger expenditures on corrective treatments later—a concept akin to saving for retirement; small consistent investments yield substantial dividends over time.

## **Conclusion: A Holistic View on Cost-Effectiveness**

In essence, while braces may seem like an added expense in the short term for those considering treatment later in life, their role in preventing future complications positions them as a wise investment—not just financially but for overall well-being too. The decision should revolve around understanding that true cost-effectiveness extends beyond immediate monetary outlay; it encompasses long-term health benefits, improved quality of life, and peace of mind that come with proactive healthcare choices. In overcoming

hesitations about braces later in life lies not just an aesthetic upgrade but a commitment to

## Overcoming Hesitations About Braces Later in Life: A Comprehensive Look at Financing, Insurance, and Payment Plans

Embarking on the journey of orthodontic treatment, particularly braces, later in life can be a significant decision filled with excitement but also accompanied by hesitations. For many adults, concerns about the cost, insurance coverage, and available payment plans can feel like substantial barriers. Yet, with a clearer understanding of these aspects, the path to a straighter smile becomes not only achievable but also manageable. Let's delve into how financing options, insurance coverage, and various payment plans can ease the transition for adult patients considering braces.

### **Financing Options: Unlocking Access to Orthodontic Care**

The first hurdle many face is the upfront cost of braces. Fortunately, numerous financing options have emerged to cater specifically to adult patients seeking orthodontic care. Traditional personal loans offer flexibility but often come with higher interest rates. On the other hand, specialized dental financing plans provide more tailored solutions with lower interest rates designed specifically for orthodontic treatments. These plans may allow for payments spread over several months or years without affecting credit scores significantly, making them an attractive option for those looking to maintain financial stability while improving their oral health. Additionally, some practices offer in-house financing or partnerships with third-party financial institutions that simplify the process and sometimes even provide cashback incentives on orthodontic procedures.

### **Insurance Coverage: Navigating the Complex Landscape**

Insurance coverage for orthodontics can be complex and varies widely depending on one's plan and provider. Traditionally, many dental insurance policies have limited coverage for orthodontic treatments, categorizing them as cosmetic rather than essential care—a common point of confusion and frustration for adults seeking braces. However, this landscape is evolving. Some comprehensive health plans now recognize the importance of orthodontics not just for aesthetics but also for overall dental health and function. It's crucial to review your policy meticulously or consult directly with your insurance provider to understand what's covered—some might include partial coverage for adult orthodontics under specific circumstances or when linked to certain conditions like malocclusion affecting oral health. Moreover, advocating for your needs during discussions with your insurer could uncover unexpected benefits or options you hadn't considered previously.

### **Payment Plans: Tailoring Payments to Your Comfort**

For those without extensive dental insurance coverage or seeking additional financial flexibility beyond traditional financing options, tailored payment plans are increasingly available directly from orthodontic practices or through specialized third-party services designed explicitly for medical expenses like braces. These plans often allow customizable payment schedules that align closely with your budgetary comfort level—monthly payments that might be lower than monthly credit card bills yet structured over a similar timeframe to ensure manageable outlays without overwhelming surprises at the end of treatment. Some providers even offer interest-free periods at the beginning of your plan or discounts for committing to longer payment durations upfront.

In conclusion, while hesitations about cost and logistics are entirely understandable when considering braces later in life, it's clear that multiple pathways exist to navigate these challenges effectively. By exploring diverse financing options that cater specifically to adult patients' needs; understanding nuances in insurance coverage—sometimes requiring proactive engagement; and utilizing flexible payment plans designed around individual

financial situations—adults can confidently pursue their journey toward improved oral health and aesthetics without

## Navigating Employment and Social Commitments: Overcoming Hesitations About Braces Later in Life

Embarking on the journey of getting braces, especially later in life, can feel like stepping into uncharted territory, fraught with a mix of excitement and apprehension. This journey doesn't just affect our smile but also intersects with various facets of our lives, including employment and social commitments. Understanding this intersection is crucial for anyone considering orthodontic treatment later in life, as it can significantly influence their decision-making process and experience.

Firstly, let's address the elephant in the room: **appearance and first impressions**. In many professional settings, appearance plays a pivotal role, often subconsciously influencing how colleagues and superiors perceive us. For some, the thought of visible braces might evoke anxiety about potential judgment or concerns about how it might affect career progression or networking opportunities. However, it's essential to remember that perceptions are evolving. Today's workplace increasingly values authenticity and self-care, recognizing that personal well-being directly impacts professional performance. Moreover, the modern bracket options—often clearer or tooth-colored—can mitigate visibility concerns significantly, allowing individuals to undergo treatment without drastically altering their professional image.

Beyond the workplace, social commitments present another layer of consideration. Social interactions are vital for our mental health and overall happiness. Concerns about braces might lead someone to hesitate attending social events or feeling less confident in engaging fully with friends and family. Yet, this hesitation often stems from a fear of the unknown rather than an objective reality. Many find that once they take the leap and start



their orthodontic journey, the positive changes—not just physical but also emotional—far outweigh any initial discomfort or self-consciousness. Engaging with supportive communities online or locally can offer invaluable reassurance and shared experiences that normalize this phase of life.

Moreover, embracing this change can serve as a powerful affirmation of self-care and personal growth—a statement that one is committed to improving their quality of life at any stage. This mindset shift can profoundly impact not only personal relationships but also professional dynamics. Colleagues may admire your courage and resilience; peers might see you as someone who prioritizes health and well-being—a trait highly respected in both personal and professional spheres.

Addressing these hesitations involves a blend of preparation and mindset adjustment. Researching different types of braces (traditional metal, ceramic, lingual), discussing expectations thoroughly with your orthodontist, and understanding the timeline can ease anxieties about uncertainty. Additionally cultivating open communication with employers about one's needs during treatment—such as potential scheduling adjustments for appointments—or discussing personal goals around health with close social circles can foster understanding and support during this transformative period.

In essence, navigating employment and social commitments while embarking on braces later in life is not just about enduring a physical transformation but redefining personal narratives around beauty standards, self-worth, and resilience. It's an opportunity to challenge societal perceptions head-on while prioritizing one's health—a brave step towards embracing oneself fully in all environments.

Ultimately, whether through subtle advancements in technology making braces less noticeable or through fostering supportive networks that celebrate such journeys, the

path forward is illuminated by choices that prioritize individual well-being over fleeting societal pressures. With courage and informed decision-making, what once seemed daunting becomes not just manageable but a catalyst for positive change—both personally

Navigating the world of orthodontics, especially when it comes to getting braces later in life, can feel daunting. The thought of committing to a treatment that might stretch over several months can stir up a mix of emotions—excitement for the prospect of a straighter smile, anxiety about the practical implications, and perhaps a bit of hesitation due to concerns about how it might fit into our already busy lives. Whether you're juggling a demanding job or trying to maintain an active social life, managing orthodontic appointments doesn't have to derail your plans. Here's how you can approach this journey with confidence and minimal disruption.

### **Planning Ahead: The Foundation of Success**

The first step is acknowledging that some adjustments will be necessary, but they are entirely manageable. Begin by scheduling your orthodontic appointments during times that are least disruptive to your work and social commitments. Many orthodontists offer flexible hours, including early mornings or late afternoons, which can be golden opportunities to fit appointments around your schedule without having to take a full day off work. Communicate openly with your orthodontist; they're there to support you and will likely appreciate your proactive approach.

### **Communication is Key**

Don't hesitate to discuss your work and social commitments with your orthodontist and their staff. They may offer valuable advice tailored specifically to your lifestyle. For instance, if you have back-to-back meetings, asking about shorter appointment times or

whether certain procedures can be done in fewer visits could make a significant difference. Moreover, being transparent about upcoming social events might help in planning any necessary adjustments to your treatment plan temporarily—like removing elastic bands for special occasions—without compromising the overall outcome.

### **Embrace Technology: Your Ally in Convenience**

Modern technology offers tools that can ease the process significantly. Teleorthodontics has made strides in recent years, allowing for remote consultations and follow-ups when physical visits aren't absolutely necessary. Utilize these options where possible; they save time and eliminate the need for taking extra time off work or rearranging social plans last minute. Additionally, many practices now offer digital records and x-rays that streamline appointments, making them quicker and more efficient—a boon for anyone with a packed schedule.

### **Maintaining Social Life Without Sacrifice**

It's crucial not to let orthodontic treatment become an excuse for isolation. Plan ahead for social events by communicating with friends and family about potential changes in appearance due to braces or appliances—in advance, they'll likely be supportive and understanding. Consider investing in removable aligners if you find fixed braces too conspicuous for certain events; these provide flexibility without compromising on aesthetics during special occasions. And remember, embracing this journey publicly can also encourage others to share their own stories or experiences with orthodontics, potentially turning what might feel like an obstruction into an opportunity for connection and support.

## **Self-Care: Prioritizing Your Well-being Throughout**

Lastly, don't underestimate the importance of self-care throughout this process. Orthodontic treatment can sometimes bring discomfort or require dietary adjustments—be kind to yourself during this period. Keep healthy snacks handy at work to avoid temptations that might compromise your oral health regimen, and ensure you allocate time for relaxation after appointments—they're investments in both your physical comfort and mental well-being amidst life's hustle—and

Over the years, the stigma surrounding braces has significantly diminished, yet for many professionals—think doctors, lawyers, corporate executives—the desire to maintain a certain image can make the prospect of traditional metal braces a daunting proposition. The fear of appearing less polished or competent in a professional setting often leads individuals to hesitate or even forgo orthodontic treatment altogether. However, the good news is that discreet treatment options have evolved considerably, offering solutions that cater to those keen on enhancing their smile without compromising their professional image. Let's explore some of these subtle yet effective approaches to overcoming hesitations about braces later in life.

### **Ceramic Braces: The Discreet Alternative**

One of the most popular alternatives to traditional metal braces are ceramic braces. These marvels of modern orthodontics use clear or tooth-colored brackets that blend much more seamlessly with the natural color of your teeth. While they might be slightly more expensive than their metal counterparts, the aesthetic advantage often justifies the cost for many professionals. Ceramic braces are sturdy and function similarly to metal ones but offer a less noticeable solution for those concerned about visibility during important meetings or presentations.

### **Clear Aligners: Invisible Orthodontics**

For those seeking an almost invisible option, clear aligners like Invisalign have revolutionized orthodontic treatment. These removable trays are custom-made from transparent plastic, fitting snugly over your teeth to gradually shift them into place without anyone noticing you're undergoing treatment unless you choose to share your secret weapon against misalignment. The flexibility of being able to remove aligners for eating and brushing also adds to their appeal, ensuring that professionals can maintain their usual routines without interruption or visible aids during work hours.

### **Self-Ligating Braces: A Subtle Approach**

Another discreet option gaining traction is self-ligating braces. These innovative devices use clips or doors instead of rubber bands to hold the wires in place, which not only reduces the number of appointments needed (since there's no need for elastic ties) but also tend to be less conspicuous than traditional metal braces due to fewer visible components. This option strikes a balance between effectiveness and subtlety, making it appealing for professionals who want efficient treatment without drawing attention.

### **Customization and Timing: Tailoring Your Treatment**

It's worth noting that timing can play a crucial role in minimizing visibility concerns during treatment. Choosing a phase in your career where image adjustments are less critical—perhaps outside peak promotional seasons or before major public engagements—can help ease any anxieties about undergoing orthodontic treatment. Additionally, discussing personalized treatment plans with an orthodontist allows for strategies like shortening treatment duration through advanced techniques where feasible, further reducing exposure during your journey towards a straighter smile.

Embracing orthodontic care later in life doesn't necessitate sacrificing one's professional image thanks to these discreet options available today. By choosing ceramic braces, clear aligners, or self-ligating brackets tailored appropriately with consideration for timing and

personal circumstances, individuals can confidently pursue straighter teeth while upholding their professional standards and personal aesthetics. It's all about finding that sweet spot where health meets harmony with one's career aspirations—a testament to how far we've come in making orthodontic care accessible and acceptable across all stages of life.

## Overcoming Fear and Anxiety: Embracing Braces Later in Life

Embarking on the journey to straighten one's teeth, especially in later life, can feel like stepping into uncharted waters. The thought of braces often conjures up a mix of nostalgia from childhood experiences, coupled with modern anxieties about appearance and the perceived invasion of personal space by dental appliances. This essay aims to explore the psychological aspects of overcoming such fears and anxieties associated with orthodontic treatment later in life, focusing on the transformative power of embracing change for improved self-esteem and health.

To begin with, fear and anxiety surrounding braces are deeply rooted in societal perceptions of beauty and youth. Many individuals associate straight teeth with youthfulness, leading to feelings of inadequacy or embarrassment about seeking orthodontic treatment later in life. This societal pressure can create a barrier, making potential patients hesitant to pursue treatments that could greatly enhance their quality of life. However, it's vital to recognize that oral health and aesthetics are not exclusive to any age demographic. The decision to wear braces should be celebrated as an empowering step towards personal wellness rather than viewed through the lens of societal norms.

The first step in overcoming these fears involves education and understanding the benefits of orthodontic treatment at any age. Modern orthodontics offers a variety of discreet options—from clear aligners like Invisalign to ceramic braces that blend

seamlessly with natural teeth—addressing aesthetic concerns head-on. Understanding these advancements can significantly alleviate anxiety about appearance during treatment. Furthermore, discussing personal goals related to oral health—such as improved digestion, clearer speech, or enhanced self-confidence—can shift focus from potential stigma towards tangible benefits that resonate deeply on a personal level.

Moreover, psychological support plays a crucial role in this journey. Counseling or simply having open conversations about fears with friends, family, or even online communities can offer reassurance and shared experiences that normalize these feelings. Mental preparation techniques such as visualization or mindfulness exercises can also help manage anxiety around appointments or adjustments. Recognizing that discomfort during treatment is temporary and part of the transformation process can bolster resilience against setbacks or moments of doubt.

Additionally, celebrating small victories along the way is key to maintaining motivation and positive momentum. Whether it's noticing subtle changes in tooth alignment or receiving compliments from others, acknowledging progress fosters a sense of accomplishment and encourages continued perseverance through challenges. These milestones serve as powerful reminders that the effort invested is leading towards a healthier smile and increased self-assuredness.

In conclusion, overcoming fear and anxiety about getting braces later in life involves dismantling societal misconceptions about orthodontics being confined to youthful years, arming oneself with knowledge about modern options available, seeking psychological support where needed, celebrating incremental achievements, and maintaining a perspective focused on personal growth rather than external validation. By embracing this journey not merely as a means to correct dental alignment but as an act of self-love and commitment to well-being, individuals can transform their apprehensions into triumphs—embodying confidence both inside and out through their radiant new smiles crafted over

time with patience and courage.

## Embracing the Smile: Overcoming Hesitations About Braces Later in Life

As we navigate through life, many of us yearn for that perfect smile—a beacon of confidence that can light up a room. Yet, for a significant number of adults, the prospect of orthodontic treatment, often synonymous with braces, can trigger a suite of hesitations and fears. These feelings are entirely understandable, given the societal images and personal memories that orthodontic appliances sometimes evoke. Let's unpack these common concerns and explore how embracing this journey can lead to profound personal transformation.

**Fear of the Unknown:** One of the primary hurdles is the unknown. For those who may not have experienced orthodontic treatment since their teenage years—or ever—there's a natural apprehension about what to expect. The good news is that modern orthodontics has evolved dramatically. Today's options are far more comfortable and discreet than their metal counterparts of yesteryears. Clear aligners, like Invisalign, offer nearly invisible solutions that many adults find appealing, making the process less intimidating and more aligned with contemporary aesthetics.

**Concerns About Age:** Many adults worry about their age being a barrier to orthodontic treatment. While it's true that children and teenagers benefit from certain growth advantages, adults possess their unique strengths in this journey. Adult bones might not be as pliable as those in younger individuals, but they also come with the advantage of fully developed teeth positions, allowing for precise adjustments. Moreover, addressing orthodontic issues later in life can mean clearer skies ahead for oral health, reducing risks associated with misaligned teeth such as gum disease and worn tooth enamel.



**Social Perception:** The stigma surrounding braces—often tied to youth—can be a significant deterrent for adults contemplating treatment. However, attitudes are shifting rapidly. Society is becoming increasingly accepting of diverse beauty standards, including those who choose to enhance their smiles at any age. Plus, let's face it: confidence radiates from within, and correcting dental alignments can significantly boost self-esteem and social interactions. A radiant smile doesn't just reflect physical change; it mirrors an individual's commitment to personal care and revival.

**Financial Worries:** Cost is another common concern when considering adult orthodontics. While it's true that financing dental work can seem daunting, many practices offer flexible payment plans or insurance coverage options specifically designed for adult orthodontic treatments like braces or clear aligners. Investing in one's health often translates into long-term savings on potential dental issues down the line—making it not just an expense but an investment in wellbeing and confidence.

**Time Commitment:** Lastly, there's the time commitment involved in wearing braces or aligners consistently—usually ranging from several months to years depending on individual needs—which might seem prohibitive amidst busy adult lives filled with career demands and family responsibilities. Here's where efficiency meets innovation: advancements such as shorter treatment durations due to technological improvements mean fewer appointments over time while achieving excellent results faster than ever before.

In conclusion, while hesitations about embarking on orthodontic treatment later in life are completely valid, they should not overshadow the transformative benefits it offers. Modern orthodontics provides solutions tailored to adult needs – discreetly enhancing appearance, improving oral health, Remember, a beautiful

Overcoming hesitations about getting braces later in life is a journey many adults navigate, often fraught with concerns about appearance, comfort, and the perceived need for such treatment at a stage in life where they might feel more self-conscious. Building confidence in this endeavor involves a multifaceted approach that includes drawing from consultation experiences, learning from before-and-after success stories, and leveraging psychological support resources. Let's explore these avenues to illuminate the path toward embracing orthodontic treatment with renewed confidence.

### **Consultation Experiences: The First Steps Toward Confidence**

The initial consultation with an orthodontist stands as a pivotal moment in this journey. It's not merely about discussing the technicalities of braces but also about establishing a rapport with your healthcare provider. Many adults find reassurance in consultations where their concerns are met with understanding and expertise. A compassionate orthodontist who takes the time to explain the treatment process—from the types of braces available, including discreet options like ceramic or lingual braces, to the expected timeline and maintenance—can significantly alleviate anxieties. Personalized consultations often include visual aids or simulations that allow patients to envision potential outcomes, fostering a sense of control and anticipation rather than fear.

### **Before-and-After Success Stories: Real-Life Inspiration**

Hearing success stories from individuals who have undergone similar treatments can be incredibly powerful. These narratives often highlight transformative journeys where adults have successfully overcome their hesitations to achieve straighter teeth and improved smiles without compromising their lifestyle or self-esteem. Before-and-after photos and testimonials serve as tangible evidence that braces can indeed make a profound difference, regardless of age. Such stories remind us that we are not alone; countless

others have embarked on this path and emerged happier and more confident. Finding these stories online, through social media groups dedicated to orthodontic journeys, or during community events can provide validation and inspire action.

### **Psychological Support Resources: Strengthening Inner Confidence**

Navigating hesitations often requires more than just information; it demands emotional support. Psychological resources play a crucial role here. Cognitive-behavioral therapy (CBT) techniques can equip individuals with strategies to challenge negative thoughts surrounding their decision to get braces. Support groups—either online forums or local meet-ups—offer safe spaces where individuals share experiences, tips for managing anxiety, and celebrate milestones together. Additionally, speaking with mentors who've recently completed their orthodontic treatment can provide relatable guidance on coping mechanisms and lifestyle adjustments during the process. Engaging in mindfulness practices or maintaining a journal to track progress can also bolster mental resilience throughout this period of change.

In conclusion, building confidence to pursue braces later in life is an empowering journey that combines informed decisions based on professional consultations, inspiration drawn from real-life success stories, and emotional fortitude nurtured through psychological support resources. Each step encourages a shift from hesitation to determination—a testament to one's commitment to personal well-being and aesthetics at any age. Remember, your smile is uniquely yours; embracing its transformation is not only about physical change but also about affirming your worthiness of taking steps toward enhancing your quality of life.

Overcoming hesitations about getting braces later in life is a journey that many adults navigate, often laden with a mix of practical considerations, personal insecurities, and the desire for a brighter smile. The decision to pursue orthodontic treatment isn't just about

aesthetics; it's deeply intertwined with self-confidence, oral health, and the overall quality of life. Understanding this, let's delve into some long-term maintenance and retention strategies designed to ease those initial hesitations and guide individuals through this transformative process.

Firstly, acknowledging the reasons behind hesitation is crucial. Fear of the unknown, concerns about discomfort, and worries about how braces might affect daily life are common barriers. It's essential to start by educating oneself about modern orthodontic options. Gone are the days of bulky metal braces being the only choice. Today's market offers a variety of discreet solutions—clear aligners like Invisalign, lingual braces that sit behind the teeth, and even ceramic brackets that blend with tooth color. Knowing these options exist can significantly alleviate initial apprehensions, making the prospect less daunting.

Once comfortable with the idea of treatment, embracing a proactive approach to maintenance can streamline the experience. Regular dental check-ups become more than just routine; they are integral parts of ensuring that both your teeth and gums remain healthy throughout treatment and afterward. Orthodontists recommend maintaining meticulous oral hygiene practices—brushing twice daily, using fluoride toothpaste, flossing regularly (or employing water flossers for easier maneuvering around braces), and considering mouth rinses to keep plaque at bay. These habits not only prevent issues during treatment but also lay a solid foundation for long-term dental health post-braces.

Retention is where many individuals find another layer of hesitation—what happens after removing those appliances? The commitment doesn't end with braces; it continues with retention devices like retainers designed to keep teeth in their new positions while they settle into place permanently. Understanding this phase as an investment in long-term results can shift perspectives positively. Retainers come in various forms—fixed or removable—and finding one that fits comfortably into your lifestyle is key. For instance,

clear retainers can be removed for eating and cleaning, offering flexibility without compromising on effectiveness. Regular follow-ups with your orthodontist ensure any adjustments needed are made promptly, reinforcing the notion that retention isn't merely an afterthought but an essential component of your orthodontic journey.

Moreover, tapping into community experiences—whether through online forums or support groups—can provide invaluable insights from those who've walked similar paths. Hearing first-hand accounts of challenges overcome and tips shared can humanize the experience and reduce feelings of isolation or anxiety surrounding treatment decisions. Engaging with others who understand what you're going through fosters a supportive network that celebrates each milestone along your journey toward a straighter smile.

Finally embracing patience is perhaps one of the most profound strategies in overcoming hesitations related to long-term maintenance and retention post-braces. Recognizing that achieving lasting results takes time—a combination of disciplined care during active treatment followed by consistent adherence to retention protocols—is vital for success. Celebrate small victories along the way: each appointment completed brings you closer to your goal; every good habit formed contributes to lifelong dental wellness beyond just wearing braces or retainers.

In conclusion, embarking on orthodontic treatment

When we think about braces, especially for adults stepping into what might feel like a second chance at a straighter smile, there's an array of emotions—excitement, perhaps a touch of anxiety, and often, hesitation. This hesitation isn't just about the aesthetics or the temporary inconvenience; it delves deeper into concerns about commitment, lifestyle adjustments, and most importantly, ensuring that the hard work and investment in achieving that perfect smile don't go to waste. This is where the significance of post-treatment retention protocols comes into sharp focus—a crucial yet often under-

discussed aspect of orthodontic care that can make or break the longevity of your results.

The journey to a beautifully aligned smile with braces is no small feat. It involves careful planning, consistent adjustments, and patience. But the real challenge begins once those braces come off. The teeth, having been gently coaxed into their new positions over months or sometimes years, are now at a critical juncture. Without proper retention, there's a significant risk that they may gradually shift back to their original places—a phenomenon known as relapse. This relapse isn't just about returning to old habits; it represents a missed opportunity for lasting change and can lead to disappointment and additional expense for future corrections.

Post-treatment retention protocols serve as the safeguard against this relapse. Essentially, these are tools or appliances prescribed by your orthodontist to keep your teeth in their newly achieved positions while your surrounding bone remodels to support these changes permanently. Think of it as giving your teeth time to settle into their new homes securely. Retainers—whether fixed or removable—are typically the cornerstone of this protocol. They're designed to fit snugly over your teeth, applying gentle pressure where needed to prevent any unwanted movement during this stabilization phase, which can last from several months to even years post-orthodontic treatment.

The importance of adhering strictly to these protocols cannot be overstated for adults who have taken the bold step towards improving their dental health and appearance later in life. Adults often juggle numerous responsibilities—career demands, family commitments—and might view skipping retainer wear as a minor inconvenience in the grand scheme of things. However, this short-sighted approach could undermine all the benefits gained from braces treatment: not just esthetic improvements but also enhanced oral health and function. A well-aligned bite contributes significantly to better chewing efficiency and can alleviate jaw-related issues like TMJ disorders.

Moreover, embracing post-treatment protocols is an affirmation of self-investment—a recognition that one's smile truly matters and deserves maintenance akin to other vital health practices like regular exercise or eating well. It's about claiming ownership over one's appearance and well-being confidently, understanding that beauty regimens extend beyond surface-level changes—they encompass lifelong commitment and care.

In wrapping up our exploration of why post-treatment retention should not be an afterthought but rather a cornerstone of adult orthodontic journeys, we find ourselves at an intersection of commitment and empowerment. By diligently following through with retainers as prescribed by your orthodontist—investing time and effort—you aren't merely correcting a cosmetic issue; you're securing a foundational change with lasting implications for your dental health and confidence. Hesitations about embracing braces later in life are understandable but should not overshadow the transformative potential they hold

Embarking on the journey of orthodontic treatment, particularly when considering braces later in life, can be an exciting yet daunting prospect. The thought of enhancing your smile often comes hand-in-hand with a set of hesitations—concerns about appearance, discomfort, and, crucially, maintaining oral hygiene amidst this new phase of dental care. It's completely normal to feel apprehensive; after all, life has its own pace, and adding braces to the mix might seem like an additional layer of complexity. However, with the right mindset and practices, you can navigate this period confidently while keeping your oral health in top shape. Let's unpack how to maintain impeccable oral hygiene throughout your brace-wearing journey to ensure complications are minimized and success is maximized.

First off, let's address the elephant in the room: the adjustment period. Braces introduce new elements into your mouth—wires, brackets, and perhaps elastics—that require diligent care to keep your teeth and gums healthy. Initially, it might feel like a tangled mess requiring a mini archaeology session every time you brush or floss. But fear not! This is

where establishing a routine becomes your best friend. Start by brushing at least twice daily—morning and night—is non-negotiable. Invest in a soft-bristled toothbrush that won't irritate your gums or damage the delicate orthodontic hardware. Angle your brush at 45 degrees to the gum line to effectively clean around brackets and wires without causing harm. Don't skip flossing; it's crucial for removing food particles and plaque from between teeth and under the gum line where your brush can't reach. Consider using a fluoride toothpaste specifically designed for orthodontic care; these products often contain higher fluoride levels to strengthen enamel that might be more susceptible due to the presence of braces.

Moreover, integrating interdental brushes or proxy brushes into your routine can work wonders for reaching those hard-to-access areas around brackets and wires—a step often overlooked but crucial for preventing decay and gum disease. These smaller brushes are designed specifically for navigating around orthodontic appliances, ensuring every nook is cared for meticulously. Additionally, mouthwash can complement your cleaning routine by targeting areas where brushing might miss, providing an extra layer of protection against bacteria that could lead to gingivitis or other complications during treatment.

Dietary considerations also play a pivotal role in maintaining oral hygiene during brace wear. It's wise to steer clear of foods that are sticky, hard, or chewy—think caramel apples or tough candies—these can dislodge brackets or break wires, setting back progress significantly. Opt instead for softer fruits (like bananas or berries), cooked vegetables (steamed rather than raw), and lean proteins that are easier on both your teeth and appliances. And remember hydration! Water isn't just essential for overall health but also aids in rinsing away food debris after meals—a simple yet powerful habit to cultivate during treatment

It's also advisable to schedule regular dental check-ups more frequently during brace treatment—not just because you want that dazzling smile when braces come off but also



because professional cleanings provide an opportunity for thorough removal of tartar buildup that brushing alone might miss around braces components. Your orthodontist will guide you on how often these visits should occur based on individual needs but typically every three to four months could be anticipated as part of a comprehensive

Title: Embracing Second Chances: Overcoming Hesitations About Braces in Adulthood

As we navigate the winding road of life, many of us encounter crossroads where the desire for a perfect smile meets the hurdles of adulthood. The idea of undergoing orthodontic treatment, often symbolized by the familiar metallic brackets and wires of braces, can evoke a mix of emotions—excitement for the transformation ahead, yet shadowed by hesitations deeply rooted in practical concerns and psychological comfort zones. This essay seeks to demystify these apprehensions, drawing a thoughtful comparison with childhood orthodontic experiences, aiming to empower adults considering this transformative journey.

Firstly, let's address the elephant in the room: cost. Unlike children who often have their orthodontic treatments covered by insurance or family plans, adults may face these expenses out-of-pocket. However, this shouldn't overshadow the invaluable investment in one's health and confidence. Many orthodontists today offer flexible payment plans and financing options tailored for adult patients, recognizing that financial considerations are a significant barrier. Furthermore, considering the long-term benefits—improved oral health, enhanced chewing efficiency, and a more youthful appearance—the cost becomes not just an expense but an investment in quality of life.

Another common hesitation revolves around time commitment. Children's schedules are typically less demanding than those of adults juggling careers and family responsibilities. Yet, modern orthodontic treatments have evolved significantly to cater to busy lifestyles. Clear aligners like Invisalign offer a virtually invisible solution that can often be removed for

eating and brushing—a boon for adults keen on maintaining their professional appearance or lifestyle without interruption. Moreover, advancements such as shorter treatment durations due to new techniques mean that achieving that straighter smile doesn't necessarily require years of commitment.

Psychologically, stepping into orthodontic treatment later in life can stir unique concerns about self-image and societal perceptions. The teen years are marked by significant physical changes and social dynamics where appearance plays a pivotal role; adults returning to this arena might worry about standing out or feeling self-conscious during treatment. It's crucial to remember that adult orthodontics is increasingly normalized and celebrated as part of personal wellness journeys rather than something to be ashamed of. Embracing this change signifies maturity and self-awareness—qualities highly admired in our society today. Supportive clinics often provide discreet options like ceramic braces or clear aligners specifically designed with adult aesthetics in mind, reinforcing that this is your journey on your terms.


Moreover, let's contrast this with childhood treatment experiences which often come bundled with school years—a period where peer interactions heavily influence one's self-perception. Adults approaching orthodontics do so from a place of established identity and resilience; they understand their worth isn't defined by their smile alone but enhanced by it. This perspective can significantly ease psychological burdens associated with treatment visibility or duration compared to younger patients who might fear bullying or teasing from peers unaware or insensitive to dental corrections' purpose and benefits beyond aesthetics.

In conclusion, embarking on orthodontic treatment later in life presents both unique challenges and rewarding opportunities for personal growth beyond mere cosmetic improvement. By addressing practical considerations head-on—cost through financing options and time through efficient treatment modalities—and embracing psychological shifts with confidence rooted in adulthood wisdom, individuals can take significant steps

toward improving not just their smiles but their

## About jaw

This article is about the anatomical part. For the mountain, see The Jaw. For other uses, see Jaws (disambiguation) and Jawbone (disambiguation).




Human lower jaw viewed from the left

The **jaws** are a pair of opposable articulated structures at the entrance of the mouth, typically used for grasping and manipulating food. The term *jaws* is also broadly applied to the whole of the structures constituting the vault of the mouth and serving to open and close it and is part of the body plan of humans and most animals.

## Arthropods

[edit]

Further information: Mandible (arthropod mouthpart) and Mandible (insect mouthpart)



The mandibles of a bull ant


In arthropods, the jaws are chitinous and oppose laterally, and may consist of *mandibles* or *chelicerae*. These jaws are often composed of numerous mouthparts. Their function is fundamentally for food acquisition, conveyance to the mouth, and/or initial

processing (*mastication* or *chewing*). Many mouthparts and associate structures (such as pedipalps) are modified legs.

## Vertebrates

[edit]


In most vertebrates, the jaws are bony or cartilaginous and oppose vertically, comprising an *upper jaw* and a *lower jaw*. The vertebrate jaw is derived from the most anterior two pharyngeal arches supporting the gills, and usually bears numerous teeth.



Jaws of a great white shark

## Fish

[edit]



Moray eels have two sets of jaws: the oral jaws that capture prey and the pharyngeal jaws that advance into the mouth and move prey from the oral jaws to the esophagus for swallowing.

Main article: Fish jaw

The vertebrate jaw probably originally evolved in the Silurian period and appeared in the Placoderm fish which further diversified in the Devonian. The two most anterior pharyngeal arches are thought to have become the jaw itself and the hyoid arch, respectively. The hyoid system suspends the jaw from the braincase of the skull, permitting great mobility of the jaws. While there is no fossil evidence directly to support this theory, it makes sense in light of the numbers of pharyngeal arches that are visible in extant jawed vertebrates (the Gnathostomes), which have seven arches, and primitive jawless vertebrates (the Agnatha), which have nine.

The original selective advantage offered by the jaw may not be related to feeding, but rather to increased respiration efficiency.<sup>[1]</sup> The jaws were used in the buccal pump (observable in modern fish and amphibians) that pumps water across the gills of fish or air into the lungs in the case of amphibians. Over evolutionary time the more familiar use of jaws (to humans), in feeding, was selected for and became a very important function in vertebrates. Many teleost fish have substantially modified jaws for suction feeding and jaw protrusion, resulting in highly complex jaws with dozens of bones involved.<sup>[2]</sup>

## Amphibians, reptiles, and birds

[edit]

The jaw in tetrapods is substantially simplified compared to fish. Most of the upper jaw bones (premaxilla, maxilla, jugal, quadratojugal, and quadrate) have been fused to the braincase, while the lower jaw bones (dentary, splenial, angular, surangular, and articular) have been fused together into a unit called the mandible. The jaw articulates

via a hinge joint between the quadrate and articular. The jaws of tetrapods exhibit varying degrees of mobility between jaw bones. Some species have jaw bones completely fused, while others may have joints allowing for mobility of the dentary, quadrate, or maxilla. The snake skull shows the greatest degree of cranial kinesis, which allows the snake to swallow large prey items.

## Mammals

[edit]

In mammals, the jaws are made up of the mandible (lower jaw) and the maxilla (upper jaw). In the ape, there is a reinforcement to the lower jaw bone called the simian shelf. In the evolution of the mammalian jaw, two of the bones of the jaw structure (the articular bone of the lower jaw, and quadrate) were reduced in size and incorporated into the ear, while many others have been fused together.<sup>[3]</sup> As a result, mammals show little or no cranial kinesis, and the mandible is attached to the temporal bone by the temporomandibular joints. Temporomandibular joint dysfunction is a common disorder of these joints, characterized by pain, clicking and limitation of mandibular movement.<sup>[4]</sup> Especially in the therian mammal, the premaxilla that constituted the anterior tip of the upper jaw in reptiles has reduced in size; and most of the mesenchyme at the ancestral upper jaw tip has become a protruded mammalian nose.<sup>[5]</sup>

### Sea urchins

[edit]

Sea urchins possess unique jaws which display five-part symmetry, termed the *Aristotle's lantern*. Each unit of the jaw holds a single, perpetually growing tooth composed of crystalline calcium carbonate.

**See also**

[edit]

- Muscles of mastication
- Otofacial syndrome
- Prementary
- Prognathism
- Rostral bone

## References

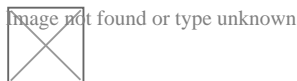
[edit]

1.    ^ Smith, M.M.; Coates, M.I. (2000). "10. Evolutionary origins of teeth and jaws: developmental models and phylogenetic patterns". In Teaford, Mark F.; Smith, Moya Meredith; Ferguson, Mark W.J. (eds.). *Development, function and evolution of teeth*. Cambridge: Cambridge University Press. p. 145. ISBN 978-0-521-57011-4.
2.    ^ Anderson, Philip S.L; Westneat, Mark (28 November 2006). "Feeding mechanics and bite force modelling of the skull of *Dunkleosteus terrelli*, an ancient apex predator". *Biology Letters*. pp. 77–80. doi:10.1098/rsbl.2006.0569. PMC 2373817. PMID 17443970. cite web: Missing or empty |url= (help)
3.    ^ Allin EF (December 1975). "Evolution of the mammalian middle ear". *J. Morphol.* **147** (4): 403–37. doi:10.1002/jmor.1051470404. PMID 1202224. S2CID 25886311.
4.    ^ Wright, Edward F. (2010). *Manual of temporomandibular disorders (2nd ed.)*. Ames, Iowa: Wiley-Blackwell. ISBN 978-0-8138-1324-0.
5.    ^ Higashiyama, Hiroki; Koyabu, Daisuke; Hirasawa, Tatsuya; Werneburg, Ingmar; Kuratani, Shigeru; Kurihara, Hiroki (November 2, 2021). "Mammalian face as an evolutionary novelty". *PNAS*. **118** (44): e2111876118. Bibcode:2021PNAS..11811876H. doi:10.1073/pnas.2111876118. PMC 8673075. PMID 34716275.

## External links

[edit]

- Media related to **Jaw bones** at Wikimedia Commons



Look up ***jaw*** in Wiktionary, the free dictionary.

- Jaw at the U.S. National Library of Medicine Medical Subject Headings (MeSH)
- v
- t

- e

## Human regional anatomy

### **Body**

#### **Skin**

- Hair
- Face
  - Forehead
  - Cheek
  - Chin
  - Eyebrow
  - Eye
  - Eyelid
  - Nose

### **Head**

- Mouth
- Lip
- Tongue
- Tooth

- Ear
- Jaw
- Mandible
- Occiput
- Scalp
- Temple
- Adam's apple

### **Neck**

- Throat
- Nape



- Abdomen
  - Waist
  - Midriff
  - Navel
- Vertebral column
- Back
- Thorax
- Torso (Trunk)**
  - Breast
  - Nipple
- Pelvis
- Genitalia
  - Penis
  - Scrotum
  - Vulva
- Anus

- Shoulder
- Axilla
- Elbow
- Forearm
- Wrist
- Hand
- Arm**
  - Finger
  - Fingernail
  - Thumb
  - Index
  - Middle
  - Ring
  - Little
- Limbs**
  - Buttocks
  - Hip
  - Thigh
  - Knee
  - Calf
  - Leg**
    - Foot
      - Ankle
      - Heel
      - Toe
      - Toenail
      - Sole

- v
- t
- e

The facial skeleton of the skull

- Anterior: *fossae* (Incisive fossa, Canine fossa)
- Infraorbital foramen
- Orbital bones
- Anterior nasal spine
- Surfaces**
  - Infratemporal: Alveolar canals
  - Maxillary tuberosity
  - Orbital: Infraorbital groove
  - Infraorbital canal
  - Nasal: Greater palatine canal
  - Zygomatic process
  - Frontal process (Agger nasi, Anterior lacrimal crest)
- Maxilla**
- Processes**
  - Alveolar process
  - Palatine process (Incisive foramen, Incisive canals, Foramina of Scarpa, Incisive bone, Anterior nasal spine)
- Other**
  - Body of maxilla
  - Maxillary sinus
- Zygomatic**
  - Orbital process (Zygomatico-orbital)
  - Temporal process (Zygomaticotemporal)
  - Lateral process (Zygomaticofacial)
- Fossae**
  - Pterygopalatine fossa
  - Pterygoid fossa
  - Horizontal plate (Posterior nasal spine)
- Palatine**
- Plates**
  - Perpendicular plate (Greater palatine canal, Sphenopalatine foramen)
  - Hard palate
  - Pyramidal
- Processes**
  - Orbital
  - Sphenoidal

- *external surface* (Chin, Jaw, Mandibular prominence, Mandibular symphysis, Lingual foramen, Mental protuberance, Mental foramen, Mandibular incisive canal)
  - *internal surface* (Mental spine, Mylohyoid line, Sublingual fovea, Submandibular fovea)
  - Alveolar part
  - Mylohyoid groove
    - Mandibular canal
    - Lingula
  - Mandibular foramen
- Mandible**
- Ramus**
  - Angle
  - Coronoid process
  - Mandibular notch
  - Condylloid process
  - Pterygoid fovea
- Nasal bone
  - Internasal suture
  - Nasal foramina
- Nose**
  - Inferior nasal concha
    - Ethmoidal process
    - Maxillary process
  - Vomer
    - Wing
  - Lacrimal
    - Posterior lacrimal crest
    - Lacrimal groove
    - Lacrimal hamulus
- Other**
  - Prognathism
  - Retromolar space

Portal:

-  Anatomy Image not found or type unknown

- Germany


**Authority control databases: National** Image not found or type unknown **Japan**  
**Edit this at Wikidata**

- Czech Republic

## About dentistry

- Sub-Millimeter Surgical Dexterity
- Knowledge of human health, disease, pathology, and anatomy
- Communication/Interpersonal Skills
- Analytical Skills
- Critical Thinking
- Empathy/Professionalism
- Private practices
- Primary care clinics
- Hospitals
- Physician
- dental assistant
- dental technician
- dental hygienist
- various dental specialists

Dentistry



A dentist treats a patient with the help of a dental assistant.

### Occupation

- Dentist
- Dental Surgeon
- Doctor

### Names

[1][nb 1]

### Occupation type

Profession

### Activity sectors

Health care, Anatomy, Physiology, Pathology, Medicine, Pharmacology, Surgery

### Description

### Competencies

### Education required

Dental Degree


### Fields of employment

### Related jobs

ICD-9-CM 23-24

MeSH DO03813

[edit on Wikidata]



An oral surgeon and dental assistant removing a wisdom tooth

**Dentistry**, also known as **dental medicine** and **oral medicine**, is the branch of medicine focused on the teeth, gums, and mouth. It consists of the study, diagnosis, prevention, management, and treatment of diseases, disorders, and conditions of the mouth, most commonly focused on dentition (the development and arrangement of teeth) as well as the oral mucosa.<sup>[2]</sup> Dentistry may also encompass other aspects of the craniofacial complex including the temporomandibular joint. The practitioner is called a dentist.

The history of dentistry is almost as ancient as the history of humanity and civilization, with the earliest evidence dating from 7000 BC to 5500 BC.<sup>[3]</sup> Dentistry is thought to have been the first specialization in medicine which has gone on to develop its own accredited degree with its own specializations.<sup>[4]</sup> Dentistry is often also understood to subsume the now largely defunct medical specialty of stomatology (the study of the mouth and its disorders and diseases) for which reason the two terms are used interchangeably in certain regions. However, some specialties such as oral and maxillofacial surgery (facial reconstruction) may require both medical and dental degrees to accomplish. In European history, dentistry is considered to have stemmed

from the trade of barber surgeons.[<sup>5</sup>]

Dental treatments are carried out by a dental team, which often consists of a dentist and dental auxiliaries (such as dental assistants, dental hygienists, dental technicians, and dental therapists). Most dentists either work in private practices (primary care), dental hospitals, or (secondary care) institutions (prisons, armed forces bases, etc.).

The modern movement of evidence-based dentistry calls for the use of high-quality scientific research and evidence to guide decision-making such as in manual tooth conservation, use of fluoride water treatment and fluoride toothpaste, dealing with oral diseases such as tooth decay and periodontitis, as well as systematic diseases such as osteoporosis, diabetes, celiac disease, cancer, and HIV/AIDS which could also affect the oral cavity. Other practices relevant to evidence-based dentistry include radiology of the mouth to inspect teeth deformity or oral malaises, haematology (study of blood) to avoid bleeding complications during dental surgery, cardiology (due to various severe complications arising from dental surgery with patients with heart disease), etc.

## Terminology

[edit]

The term dentistry comes from *dentist*, which comes from French *dentiste*, which comes from the French and Latin words for tooth.[<sup>6</sup>] The term for the associated scientific study of teeth is **odontology** (from Ancient Greek: ὀδοντολογία, *odon* (tooth) + *logia* (study)) – the study of the structure, development, and abnormalities of the teeth.

## Dental treatment

[edit]


Dentistry usually encompasses practices related to the oral cavity.[<sup>7</sup>] According to the World Health Organization, oral diseases are major public health problems due to their high incidence and prevalence across the globe, with the disadvantaged affected more



than other socio-economic groups.[<sup>8</sup>]

The majority of dental treatments are carried out to prevent or treat the two most common oral diseases which are dental caries (tooth decay) and periodontal disease (gum disease or pyorrhea). Common treatments involve the restoration of teeth, extraction or surgical removal of teeth, scaling and root planing, endodontic root canal treatment, and cosmetic dentistry[<sup>9</sup>]

By nature of their general training, dentists, without specialization can carry out the majority of dental treatments such as restorative (fillings, crowns, bridges), prosthetic (dentures), endodontic (root canal) therapy, periodontal (gum) therapy, and extraction of teeth, as well as performing examinations, radiographs (x-rays), and diagnosis. Dentists can also prescribe medications used in the field such as antibiotics, sedatives, and any other drugs used in patient management. Depending on their licensing boards, general dentists may be required to complete additional training to perform sedation, dental implants, etc.



Irreversible enamel defects caused by an untreated celiac disease. They may be the only clue to its diagnosis, even in absence of gastrointestinal symptoms, but are often confused with fluorosis, tetracycline discoloration, acid reflux or other causes.[<sup>10</sup>][<sup>11</sup>][<sup>12</sup>] The National Institutes of Health include a dental exam in the diagnostic protocol of celiac disease.[<sup>10</sup>]


Dentists also encourage the prevention of oral diseases through proper hygiene and regular, twice or more yearly, checkups for professional cleaning and evaluation. Oral infections and inflammations may affect overall health and conditions in the oral cavity may be indicative of systemic diseases, such as osteoporosis, diabetes, celiac disease or cancer.[<sup>7</sup>][<sup>10</sup>][<sup>13</sup>][<sup>14</sup>] Many studies have also shown that gum disease is associated

with an increased risk of diabetes, heart disease, and preterm birth. The concept that oral health can affect systemic health and disease is referred to as "oral-systemic health".


## Education and licensing

[edit]

Main article: Dentistry throughout the world



A sagittal cross-section of a molar tooth; 1: crown, 2: root, 3: enamel, 4: dentin and dentin tubules, 5: pulp chamber, 6: blood vessels and nerve, 7: periodontal ligament, 8: apex and periapical region, 9: alveolar bone



Early dental chair in Pioneer West Museum in Shamrock, Texas

John M. Harris started the world's first dental school in Bainbridge, Ohio, and helped to establish dentistry as a health profession. It opened on 21 February 1828, and today is a dental museum.<sup>[15]</sup> The first dental college, Baltimore College of Dental Surgery, opened in Baltimore, Maryland, US in 1840. The second in the United States was the Ohio College of Dental Surgery, established in Cincinnati, Ohio, in 1845.<sup>[16]</sup> The Philadelphia

College of Dental Surgery followed in 1852.<sup>[17]</sup> In 1907, Temple University accepted a bid to incorporate the school.

Studies show that dentists that graduated from different countries,<sup>[18]</sup> or even from different dental schools in one country,<sup>[19]</sup> may make different clinical decisions for the same clinical condition. For example, dentists that graduated from Israeli dental schools may recommend the removal of asymptomatic impacted third molar (wisdom teeth) more often than dentists that graduated from Latin American or Eastern European dental schools.<sup>[20]</sup>

In the United Kingdom, the first dental schools, the London School of Dental Surgery and the Metropolitan School of Dental Science, both in London, opened in 1859.<sup>[21]</sup> The British Dentists Act of 1878 and the 1879 Dentists Register limited the title of "dentist" and "dental surgeon" to qualified and registered practitioners.<sup>[22][23]</sup> However, others could legally describe themselves as "dental experts" or "dental consultants".<sup>[24]</sup> The practice of dentistry in the United Kingdom became fully regulated with the 1921 Dentists Act, which required the registration of anyone practising dentistry.<sup>[25]</sup> The British Dental Association, formed in 1880 with Sir John Tomes as president, played a major role in prosecuting dentists practising illegally.<sup>[22]</sup> Dentists in the United Kingdom are now regulated by the General Dental Council.

In many countries, dentists usually complete between five and eight years of post-secondary education before practising. Though not mandatory, many dentists choose to complete an internship or residency focusing on specific aspects of dental care after they have received their dental degree. In a few countries, to become a qualified dentist one must usually complete at least four years of postgraduate study.<sup>[26]</sup> Dental degrees awarded around the world include the Doctor of Dental Surgery (DDS) and Doctor of Dental Medicine (DMD) in North America (US and Canada), and the Bachelor of Dental Surgery/Baccalaureus Dentalis Chirurgiae (BDS, BDent, BChD, BDS<sub>c</sub>) in the UK and current and former British Commonwealth countries.


All dentists in the United States undergo at least three years of undergraduate studies, but nearly all complete a bachelor's degree. This schooling is followed by four years of

dental school to qualify as a "Doctor of Dental Surgery" (DDS) or "Doctor of Dental Medicine" (DMD). Specialization in dentistry is available in the fields of Anesthesiology, Dental Public Health, Endodontics, Oral Radiology, Oral and Maxillofacial Surgery, Oral Medicine, Orofacial Pain, Pathology, Orthodontics, Pediatric Dentistry (Pedodontics), Periodontics, and Prosthodontics.<sup>[27]</sup>

## Specialties

[edit]

Main article: Specialty (dentistry)



A modern dental clinic in Lappeenranta, Finland

Some dentists undertake further training after their initial degree in order to specialize. Exactly which subjects are recognized by dental registration bodies varies according to location. Examples include:

- Anesthesiology<sup>[28]</sup> – The specialty of dentistry that deals with the advanced use of general anesthesia, sedation and pain management to facilitate dental procedures.
- Cosmetic dentistry – Focuses on improving the appearance of the mouth, teeth and smile.
- Dental public health – The study of epidemiology and social health policies relevant to oral health.
- Endodontics (also called *endodontology*) – Root canal therapy and study of diseases of the dental pulp and periapical tissues.
- Forensic odontology – The gathering and use of dental evidence in law. This may be performed by any dentist with experience or training in this field. The function of the forensic dentist is primarily documentation and verification of identity.


- Geriatric dentistry or *geriodontics* – The delivery of dental care to older adults involving the diagnosis, prevention, and treatment of problems associated with normal aging and age-related diseases as part of an interdisciplinary team with other health care professionals.
- Oral and maxillofacial pathology – The study, diagnosis, and sometimes the treatment of oral and maxillofacial related diseases.
- Oral and maxillofacial radiology – The study and radiologic interpretation of oral and maxillofacial diseases.
- Oral and maxillofacial surgery (also called *oral surgery*) – Extractions, implants, and surgery of the jaws, mouth and face.<sup>[nb 2]</sup>
- Oral biology – Research in dental and craniofacial biology
- Oral Implantology – The art and science of replacing extracted teeth with dental implants.
- Oral medicine – The clinical evaluation and diagnosis of oral mucosal diseases
- Orthodontics and dentofacial orthopedics – The straightening of teeth and modification of midface and mandibular growth.
- Pediatric dentistry (also called *pedodontics*) – Dentistry for children
- Periodontology (also called *periodontics*) – The study and treatment of diseases of the periodontium (non-surgical and surgical) as well as placement and maintenance of dental implants
- Prosthodontics (also called *prosthetic dentistry*) – Dentures, bridges and the restoration of implants.
  - Some prosthodontists super-specialize in maxillofacial prosthetics, which is the discipline originally concerned with the rehabilitation of patients with congenital facial and oral defects such as cleft lip and palate or patients born with an underdeveloped ear (microtia). Today, most maxillofacial prosthodontists return function and esthetics to patients with acquired defects secondary to surgical removal of head and neck tumors, or secondary to trauma from war or motor vehicle accidents.
- Special needs dentistry (also called *special care dentistry*) – Dentistry for those with developmental and acquired disabilities.

- Sports dentistry – the branch of sports medicine dealing with prevention and treatment of dental injuries and oral diseases associated with sports and exercise. [29] The sports dentist works as an individual consultant or as a member of the Sports Medicine Team.
- Veterinary dentistry – The field of dentistry applied to the care of animals. It is a specialty of veterinary medicine.[30][31]


## History

[edit]

See also: History of dental treatments



*A wealthy patient falling over because of having a tooth extracted with such vigour by a fashionable dentist, c. 1790. History of Dentistry.*



*Farmer at the dentist*, Johann Liss, c. 1616–17

Tooth decay was low in pre-agricultural societies, but the advent of farming society about 10,000 years ago correlated with an increase in tooth decay (cavities).<sup>[32]</sup> An infected tooth from Italy partially cleaned with flint tools, between 13,820 and 14,160 years old, represents the oldest known dentistry,<sup>[33]</sup> although a 2017 study suggests that 130,000 years ago the Neanderthals already used rudimentary dentistry tools.<sup>[34]</sup> In Italy evidence dated to the Paleolithic, around 13,000 years ago, points to bitumen used to fill a tooth<sup>[35]</sup> and in Neolithic Slovenia, 6500 years ago, beeswax was used to close a fracture in a tooth.<sup>[36]</sup> The Indus valley has yielded evidence of dentistry being practised as far back as 7000 BC, during the Stone Age.<sup>[37]</sup> The Neolithic site of Mehrgarh (now in Pakistan's south western province of Balochistan) indicates that this form of dentistry involved curing tooth related disorders with bow drills operated, perhaps, by skilled bead-crafters.<sup>[3]</sup> The reconstruction of this ancient form of dentistry showed that the methods used were reliable and effective.<sup>[38]</sup> The earliest dental filling, made of beeswax, was discovered in Slovenia and dates from 6500 years ago.<sup>[39]</sup> Dentistry was practised in prehistoric Malta, as evidenced by a skull which had a dental abscess lanced from the root of a tooth dating back to around 2500 BC.<sup>[40]</sup>

An ancient Sumerian text describes a "tooth worm" as the cause of dental caries.<sup>[41]</sup> Evidence of this belief has also been found in ancient India, Egypt, Japan, and China. The legend of the worm is also found in the *Homeric Hymns*,<sup>[42]</sup> and as late as the 14th century AD the surgeon Guy de Chauliac still promoted the belief that worms cause

tooth decay.<sup>[43]</sup>


Recipes for the treatment of toothache, infections and loose teeth are spread throughout the Ebers Papyrus, Kahun Papyri, Brugsch Papyrus, and Hearst papyrus of Ancient Egypt.<sup>[44]</sup> The Edwin Smith Papyrus, written in the 17th century BC but which may reflect previous manuscripts from as early as 3000 BC, discusses the treatment of dislocated or fractured jaws.<sup>[44][45]</sup> In the 18th century BC, the Code of Hammurabi referenced dental extraction twice as it related to punishment.<sup>[46]</sup> Examination of the remains of some ancient Egyptians and Greco-Romans reveals early attempts at dental prosthetics.<sup>[47]</sup> However, it is possible the prosthetics were prepared after death for aesthetic reasons.<sup>[44]</sup>

Ancient Greek scholars Hippocrates and Aristotle wrote about dentistry, including the eruption pattern of teeth, treating decayed teeth and gum disease, extracting teeth with forceps, and using wires to stabilize loose teeth and fractured jaws.<sup>[48]</sup> Use of dental appliances, bridges and dentures was applied by the Etruscans in northern Italy, from as early as 700 BC, of human or other animal teeth fastened together with gold bands.<sup>[49][50][51]</sup> The Romans had likely borrowed this technique by the 5th century BC.<sup>[50][52]</sup> The Phoenicians crafted dentures during the 6th–4th century BC, fashioning them from gold wire and incorporating two ivory teeth.<sup>[53]</sup> In ancient Egypt, Hesy-Ra is the first named "dentist" (greatest of the teeth). The Egyptians bound replacement teeth together with gold wire. Roman medical writer Cornelius Celsus wrote extensively of oral diseases as well as dental treatments such as narcotic-containing emollients and astringents.<sup>[54]</sup> The earliest dental amalgams were first documented in a Tang dynasty medical text written by the Chinese physician Su Kung in 659, and appeared in Germany in 1528.<sup>[55][56]</sup>

During the Islamic Golden Age Dentistry was discussed in several famous books of medicine such as The Canon in medicine written by Avicenna and Al-Tasreef by Al-Zahrawi who is considered the greatest surgeon of the Middle Ages.<sup>[57]</sup> Avicenna said that jaw fracture should be reduced according to the occlusal guidance of the teeth; this principle is still valid in modern times. Al-Zahrawi invented over 200 surgical tools that resemble the modern kind.<sup>[58]</sup>



Historically, dental extractions have been used to treat a variety of illnesses. During the Middle Ages and throughout the 19th century, dentistry was not a profession in itself, and often dental procedures were performed by barbers or general physicians. Barbers usually limited their practice to extracting teeth which alleviated pain and associated chronic tooth infection. Instruments used for dental extractions date back several centuries. In the 14th century, Guy de Chauliac most probably invented the dental pelican<sup>[59]</sup> (resembling a pelican's beak) which was used to perform dental extractions up until the late 18th century. The pelican was replaced by the dental key<sup>[60]</sup> which, in turn, was replaced by modern forceps in the 19th century.<sup>[61]</sup>



Dental needle-nose pliers designed by Fauchard in the late 17th century to use in prosthodontics


The first book focused solely on dentistry was the "Artzney Buchlein" in 1530<sup>[48]</sup> and the first dental textbook written in English was called "Operator for the Teeth" by Charles Allen in 1685.<sup>[23]</sup>

In the United Kingdom, there was no formal qualification for the providers of dental treatment until 1859 and it was only in 1921 that the practice of dentistry was limited to those who were professionally qualified. The Royal Commission on the National Health Service in 1979 reported that there were then more than twice as many registered

dentists per 10,000 population in the UK than there were in 1921.<sup>[62]</sup>

## Modern dentistry

[edit]




A microscopic device used in dental analysis, c. 1907

It was between 1650 and 1800 that the science of modern dentistry developed. The English physician Thomas Browne in his *A Letter to a Friend* (c. 1656 pub. 1690) made an early dental observation with characteristic humour:

The Egyptian Mummies that I have seen, have had their Mouths open, and somewhat gaping, which affordeth a good opportunity to view and observe their Teeth, wherein 'tis not easie to find any wanting or decayed: and therefore in Egypt, where one Man practised but one Operation, or the Diseases but of single Parts, it must needs be a barren Profession to confine unto that of drawing of Teeth, and little better than to have been Tooth-drawer unto King Pyrrhus, who had but two in his Head.


The French surgeon Pierre Fauchard became known as the "father of modern dentistry". Despite the limitations of the primitive surgical instruments during the late 17th and early 18th century, Fauchard was a highly skilled surgeon who made remarkable

improvisations of dental instruments, often adapting tools from watchmakers, jewelers and even barbers, that he thought could be used in dentistry. He introduced dental fillings as treatment for dental cavities. He asserted that sugar-derived acids like tartaric acid were responsible for dental decay, and also suggested that tumors surrounding the teeth and in the gums could appear in the later stages of tooth decay.[63][64]



Panoramic radiograph of historic dental implants, made 1978

Fauchard was the pioneer of dental prosthesis, and he invented many methods to replace lost teeth. He suggested that substitutes could be made from carved blocks of ivory or bone. He also introduced dental braces, although they were initially made of gold, he discovered that the teeth position could be corrected as the teeth would follow the pattern of the wires. Waxed linen or silk threads were usually employed to fasten the braces. His contributions to the world of dental science consist primarily of his 1728 publication *Le chirurgien dentiste* or *The Surgeon Dentist*. The French text included "basic oral anatomy and function, dental construction, and various operative and restorative techniques, and effectively separated dentistry from the wider category of surgery".[63][64]



A modern dentist's chair

After Fauchard, the study of dentistry rapidly expanded. Two important books, *Natural History of Human Teeth* (1771) and *Practical Treatise on the Diseases of the Teeth* (1778), were published by British surgeon John Hunter. In 1763, he entered into a period of collaboration with the London-based dentist James Spence. He began to theorise about the possibility of tooth transplants from one person to another. He realised that the chances of a successful tooth transplant (initially, at least) would be improved if the donor tooth was as fresh as possible and was matched for size with the recipient. These principles are still used in the transplantation of internal organs. Hunter conducted a series of pioneering operations, in which he attempted a tooth transplant. Although the donated teeth never properly bonded with the recipients' gums, one of Hunter's patients stated that he had three which lasted for six years, a remarkable achievement for the period.<sup>[65]</sup>

Major advances in science were made in the 19th century, and dentistry evolved from a trade to a profession. The profession came under government regulation by the end of the 19th century. In the UK, the Dentist Act was passed in 1878 and the British Dental Association formed in 1879. In the same year, Francis Brodie Imlach was the first ever dentist to be elected President of the Royal College of Surgeons (Edinburgh), raising dentistry onto a par with clinical surgery for the first time.<sup>[66]</sup>

## Hazards in modern dentistry

[edit]

Main article: Occupational hazards in dentistry

Long term occupational noise exposure can contribute to permanent hearing loss, which is referred to as noise-induced hearing loss (NIHL) and tinnitus. Noise exposure can cause excessive stimulation of the hearing mechanism, which damages the delicate structures of the inner ear.<sup>[67]</sup> NIHL can occur when an individual is exposed to sound levels above 90 dBA according to the Occupational Safety and Health Administration (OSHA). Regulations state that the permissible noise exposure levels for

individuals is 90 dBA.<sup>[68]</sup> For the National Institute for Occupational Safety and Health (NIOSH), exposure limits are set to 85 dBA. Exposures below 85 dBA are not considered to be hazardous. Time limits are placed on how long an individual can stay in an environment above 85 dBA before it causes hearing loss. OSHA places that limitation at 8 hours for 85 dBA. The exposure time becomes shorter as the dBA level increases.

Within the field of dentistry, a variety of cleaning tools are used including piezoelectric and sonic scalers, and ultrasonic scalers and cleaners.<sup>[69]</sup> While a majority of the tools do not exceed 75 dBA,<sup>[70]</sup> prolonged exposure over many years can lead to hearing loss or complaints of tinnitus.<sup>[71]</sup> Few dentists have reported using personal hearing protective devices,<sup>[72]</sup><sup>[73]</sup> which could offset any potential hearing loss or tinnitus.


## Evidence-based dentistry

[edit]

Main article: Evidence-based dentistry

There is a movement in modern dentistry to place a greater emphasis on high-quality scientific evidence in decision-making. Evidence-based dentistry (EBD) uses current scientific evidence to guide decisions. It is an approach to oral health that requires the application and examination of relevant scientific data related to the patient's oral and medical health. Along with the dentist's professional skill and expertise, EBD allows dentists to stay up to date on the latest procedures and patients to receive improved treatment. A new paradigm for medical education designed to incorporate current research into education and practice was developed to help practitioners provide the best care for their patients.<sup>[74]</sup> It was first introduced by Gordon Guyatt and the Evidence-Based Medicine Working Group at McMaster University in Ontario, Canada in the 1990s. It is part of the larger movement toward evidence-based medicine and other evidence-based practices, especially since a major part of dentistry involves dealing with oral and systemic diseases. Other issues relevant to the dental field in terms of evidence-based research and evidence-based practice include population

oral health, dental clinical practice, tooth morphology etc.



A dental chair at the University of Michigan School of Dentistry


### Ethical and medicolegal issues

[edit]

Dentistry is unique in that it requires dental students to have competence-based clinical skills that can only be acquired through supervised specialized laboratory training and direct patient care.<sup>[75]</sup> This necessitates the need for a scientific and professional basis of care with a foundation of extensive research-based education.<sup>[76]</sup> ] According to some experts, the accreditation of dental schools can enhance the quality and professionalism of dental education.<sup>[77]</sup><sup>[78]</sup>

### See also

[edit]

-  [Medicine portal](#)
- Dental aerosol
- Dental instrument
- Dental public health
- Domestic healthcare:
  - Dentistry in ancient Rome
  - Dentistry in Canada
  - Dentistry in the Philippines
  - Dentistry in Israel
  - Dentistry in the United Kingdom

- Dentistry in the United States
- Eco-friendly dentistry
- Geriatric dentistry
- List of dental organizations
- Pediatric dentistry
- Sustainable dentistry
- Veterinary dentistry

## Notes

[edit]

1. ^ Whether Dentists are referred to as "Doctor" is subject to geographic variation. For example, they are called "Doctor" in the US. In the UK, dentists have traditionally been referred to as "Mister" as they identified themselves with barber surgeons more than physicians (as do surgeons in the UK, see Surgeon#Titles). However more UK dentists now refer to themselves as "Doctor", although this was considered to be potentially misleading by the British public in a single report (see Costley and Fawcett 2010).
2. ^ The scope of oral and maxillofacial surgery is variable. In some countries, both a medical and dental degree is required for training, and the scope includes head and neck oncology and craniofacial deformity.

## References

[edit]

1. ^ *Neil Costley; Jo Fawcett (November 2010). General Dental Council Patient and Public Attitudes to Standards for Dental Professionals, Ethical Guidance and Use of the Term Doctor (PDF) (Report). General Dental Council/George Street Research. Archived from the original (PDF) on 4 March 2016. Retrieved 11 January 2017.*
2. ^ *"Glossary of Dental Clinical and Administrative Terms". American Dental Association. Archived from the original on 6 March 2016. Retrieved 1 February 2014.*
3. ^ **a b** *"Stone age man used dentist drill". BBC News. 6 April 2006. Retrieved 24 May 2010.*
4. ^ *Suddick, RP; Harris, NO (1990). "Historical perspectives of oral biology: a series". Critical Reviews in Oral Biology and Medicine. 1 (2): 135–51. doi:*

- 10.1177/10454411900010020301. PMID 2129621.
5. ^ "When barbers were surgeons and surgeons were barbers". *Radio National*. 15 April 2015. Retrieved 10 September 2021.
  6. ^ "dentistry". *Etymonline.com*. Retrieved 17 May 2018.
  7. ^ **a b** Gambhir RS (2015). "Primary care in dentistry – an untapped potential". *Journal of Family Medicine and Primary Care (Review)*. **4** (1): 13–18. doi:10.4103/2249-4863.152239. PMC 4366984. PMID 25810982.
  8. ^ "What is the burden of oral disease?". WHO. Archived from the original on 30 June 2004. Retrieved 6 June 2017.
  9. ^ "American Academy of Cosmetic Dentistry | Dental CE Courses". *aacd.com*. Retrieved 21 October 2019.
  10. ^ **a b c** "Diagnosis of Celiac Disease". National Institute of Health (NIH). Archived from the original on 15 May 2017. Retrieved 6 June 2017.cite web: CS1 maint: bot: original URL status unknown (link)
  11. ^ *Dental Enamel Defects and Celiac Disease (PDF) (Report)*. National Institute of Health (NIH). Archived from the original (PDF) on 5 March 2016.
  12. ^ Pastore L, Carroccio A, Compilato D, Panzarella V, Serpico R, Lo Muzio L (2008). "Oral manifestations of celiac disease". *J Clin Gastroenterol (Review)*. **42** (3): 224–32. doi:10.1097/MCG.0b013e318074dd98. hdl:10447/1671. PMID 18223505. S2CID 205776755.
  13. ^ Estrella MR, Boynton JR (2010). "General dentistry's role in the care for children with special needs: a review". *Gen Dent (Review)*. **58** (3): 222–29. PMID 20478802.
  14. ^ da Fonseca MA (2010). "Dental and oral care for chronically ill children and adolescents". *Gen Dent (Review)*. **58** (3): 204–09, quiz 210–11. PMID 20478800.
  15. ^ Owen, Lorrie K., ed. (1999). *Dictionary of Ohio Historic Places*. Vol. 2. St. Clair Shores: Somerset. pp. 1217–1218.
  16. ^ Mary, Otto (2017). *Teeth: the story of beauty, inequality, and the struggle for oral health in America*. New York: The New Press. p. 70. ISBN 978-1-62097-144-4. OCLC 958458166.
  17. ^ "History". *Pennsylvania School of Dental Medicine*. Retrieved 13 January 2016.
  18. ^ Zadik Yehuda; Levin Liran (January 2008). "Clinical decision making in restorative dentistry, endodontics, and antibiotic prescription". *J Dent Educ*. **72** (1): 81–86. doi:10.1002/j.0022-0337.2008.72.1.tb04456.x. PMID 18172239.
  19. ^ Zadik Yehuda; Levin Liran (April 2006). "Decision making of Hebrew University and Tel Aviv University Dental Schools graduates in every day dentistry—is there a difference?". *J Isr Dent Assoc*. **23** (2): 19–23. PMID 16886872.



20. ^ Zadik Yehuda; Levin Liran (April 2007). "Decision making of Israeli, East European, and South American dental school graduates in third molar surgery: is there a difference?". *J Oral Maxillofac Surg.* **65** (4): 658–62. doi:10.1016/j.joms.2006.09.002. PMID 17368360.
21. ^ Gelbier, Stanley (1 October 2005). "Dentistry and the University of London". *Medical History.* **49** (4): 445–462. doi:10.1017/s0025727300009157. PMC 1251639. PMID 16562330.
22. ^ **a b** Gelbier, S. (2005). "125 years of developments in dentistry, 1880–2005 Part 2: Law and the dental profession". *British Dental Journal.* **199** (7): 470–473. doi:10.1038/sj.bdj.4812875. ISSN 1476-5373. PMID 16215593. The 1879 register is referred to as the "Dental Register".
23. ^ **a b** "The story of dentistry: Dental History Timeline". British Dental Association. Archived from the original on 9 March 2012. Retrieved 2 March 2010.
24. ^ J Menzies Campbell (8 February 1955). "Banning Clerks, Colliers and other Charlatans". *The Glasgow Herald.* p. 3. Retrieved 5 April 2017.
25. ^ "History of Dental Surgery in Edinburgh" (PDF). Royal College of Surgeons of Edinburgh. Retrieved 11 December 2007.
26. ^ "Dentistry (D.D.S. or D.M.D.)" (PDF). Purdue.edu. Archived from the original (PDF) on 9 January 2017. Retrieved 17 May 2018.
27. ^ "Canadian Dental Association". cda-adc.ca. Retrieved 21 October 2019.
28. ^ "Anesthesiology recognized as a dental specialty". www.ada.org. Archived from the original on 21 September 2019. Retrieved 12 March 2019.
29. ^ "Sports dentistry". FDI World Dental Federation. Archived from the original on 23 October 2020. Retrieved 13 July 2020.
30. ^ "AVDC Home". Avdc.org. 29 November 2009. Retrieved 18 April 2010.
31. ^ "EVDC web site". Evdc.info. Archived from the original on 5 September 2018. Retrieved 18 April 2010.
32. ^ Barras, Colin (29 February 2016). "How our ancestors drilled rotten teeth". BBC. Archived from the original on 19 May 2017. Retrieved 1 March 2016.
33. ^ "Oldest Dentistry Found in 14,000-Year-Old Tooth". Discovery Channel. 16 July 2015. Archived from the original on 18 July 2015. Retrieved 21 July 2015.
34. ^ "Analysis of Neanderthal teeth marks uncovers evidence of prehistoric dentistry". The University of Kansas. 28 June 2017. Retrieved 1 July 2017.
35. ^ Oxilia, Gregorio; Fiorillo, Flavia; Boschin, Francesco; Boaretto, Elisabetta; Apicella, Salvatore A.; Matteucci, Chiara; Panetta, Daniele; Pistocchi, Rossella; Guerrini, Franca; Margherita, Cristiana; Andretta, Massimo; Sorrentino, Rita; Boschian, Giovanni; Arrighi, Simona; Dori, Irene (2017). "The dawn of dentistry in the late upper Paleolithic: An early case of pathological intervention at Riparo Fredian". *American*

- Journal of Physical Anthropology*. **163** (3): 446–461. doi:10.1002/ajpa.23216. hdl:11585/600517. ISSN 0002-9483. PMID 28345756.
36. ^ Bernardini, Federico; Tuniz, Claudio; Coppa, Alfredo; Mancini, Lucia; Dreossi, Diego; Eichert, Diane; Turco, Gianluca; Biasotto, Matteo; Terrasi, Filippo; Cesare, Nicola De; Hua, Quan; Levchenko, Vladimir (19 September 2012). "Beeswax as Dental Filling on a Neolithic Human Tooth". *PLOS ONE*. **7** (9): e44904. Bibcode:2012PLoSO...744904B. doi:10.1371/journal.pone.0044904. ISSN 1932-6203. PMC 3446997. PMID 23028670.
  37. ^ Coppa, A.; et al. (2006). "Early Neolithic tradition of dentistry". *Nature*. **440** (7085). Springer Science and Business Media LLC: 755–756. doi:10.1038/440755a. ISSN 0028-0836. PMID 16598247.
  38. ^ "Dig uncovers ancient roots of dentistry". *NBC News*. 5 April 2006.
  39. ^ Bernardini, Federico; et al. (2012). "Beeswax as Dental Filling on a Neolithic Human Tooth". *PLOS ONE*. **7** (9): e44904. Bibcode:2012PLoSO...744904B. doi:10.1371/journal.pone.0044904. PMC 3446997. PMID 23028670.
  40. ^ "700 years added to Malta's history". *Times of Malta*. 16 March 2018. Archived from the original on 16 March 2018.
  41. ^ "History of Dentistry: Ancient Origins". American Dental Association. Archived from the original on 5 July 2007. Retrieved 9 January 2007.
  42. ^ TOWNEND, B. R. (1944). "The Story of the Tooth-Worm". *Bulletin of the History of Medicine*. **15** (1): 37–58. ISSN 0007-5140. JSTOR 44442797.
  43. ^ Suddick Richard P., Harris Norman O. (1990). "Historical Perspectives of Oral Biology: A Series" (PDF). *Critical Reviews in Oral Biology and Medicine*. **1** (2): 135–51. doi:10.1177/10454411900010020301. PMID 2129621. Archived from the original (PDF) on 18 December 2007.
  44. ^ **a b c** Blomstedt, P. (2013). "Dental surgery in ancient Egypt". *Journal of the History of Dentistry*. **61** (3): 129–42. PMID 24665522.
  45. ^ "Ancient Egyptian Dentistry". University of Oklahoma. Archived from the original on 26 December 2007. Retrieved 15 December 2007.
  46. ^ Wilwerding, Terry. "History of Dentistry 2001" (PDF). Archived from the original (PDF) on 3 November 2014. Retrieved 3 November 2014.
  47. ^ "Medicine in Ancient Egypt 3". *Arabworldbooks.com*. Retrieved 18 April 2010.
  48. ^ **a b** "History Of Dentistry". *Complete Dental Guide*. Archived from the original on 14 July 2016. Retrieved 29 June 2016.
  49. ^ "History of Dentistry Research Page, Newsletter". *Rcpsg.ac.uk*. Archived from the original on 28 April 2015. Retrieved 9 June 2014.
  50. ^ **a b** Donaldson, J. A. (1980). "The use of gold in dentistry" (PDF). *Gold Bulletin*. **13** (3): 117–124. doi:10.1007/BF03216551. PMID 11614516. S2CID 137571298.

51. ^ Becker, Marshall J. (1999). *Ancient "dental implants": a recently proposed example from France evaluated with other spurious examples (PDF)*. *International Journal of Oral & Maxillofacial Implants* 14.1.
52. ^ Malik, Ursman. "History of Dentures from Beginning to Early 19th Century". Exhibits. Retrieved 3 May 2023.
53. ^ Renfrew, Colin; Bahn, Paul (2012). *Archaeology: Theories, Methods, and Practice* (6th ed.). Thames & Hudson. p. 449. ISBN 978-0-500-28976-1.
54. ^ "Dental Treatment in the Ancient Times". *Dentaltreatment.org.uk*. Archived from the original on 1 December 2009. Retrieved 18 April 2010.
55. ^ Bjørklund G (1989). "The history of dental amalgam (in Norwegian)". *Tidsskr Nor Laegeforen*. **109** (34–36): 3582–85. PMID 2694433.
56. ^ Czarnetzki, A.; Ehrhardt S. (1990). "Re-dating the Chinese amalgam-filling of teeth in Europe". *International Journal of Anthropology*. **5** (4): 325–32.
57. ^ Meri, Josef (2005). *Medieval Islamic Civilization: An Encyclopedia (Routledge Encyclopedias of the Middle Ages)*. Psychology Press. ISBN 978-0-415-96690-0.
58. ^ Friedman, Saul S. (2006). *A history of the Middle East*. Jefferson, N.C.: Mcfarland. p. 152. ISBN 0786451343.
59. ^ Gregory Ribitzky. "Pelican". Archived from the original on 25 January 2020. Retrieved 23 June 2018.
60. ^ Gregory Ribitzky. "Toothkey". Archived from the original on 23 June 2018. Retrieved 23 June 2018.
61. ^ Gregory Ribitzky. "Forceps". Archived from the original on 23 June 2018. Retrieved 23 June 2018.
62. ^ Royal Commission on the NHS Chapter 9. HMSO. July 1979. ISBN 978-0-10-176150-5. Retrieved 19 May 2015.
63. ^ **a b** André Besombes; Phillipe de Gaillande (1993). *Pierre Fauchard (1678–1761): The First Dental Surgeon, His Work, His Actuality*. Pierre Fauchard Academy.
64. ^ **a b** Bernhard Wolf Weinberger (1941). *Pierre Fauchard, Surgeon-dentist: A Brief Account of the Beginning of Modern Dentistry, the First Dental Textbook, and Professional Life Two Hundred Years Ago*. Pierre Fauchard Academy.
65. ^ Moore, Wendy (30 September 2010). *The Knife Man*. Transworld. pp. 223–24. ISBN 978-1-4090-4462-8. Retrieved 8 March 2012.
66. ^ Dingwall, Helen (April 2004). "A pioneering history: dentistry and the Royal College of Surgeons of Edinburgh" (PDF). *History of Dentistry Newsletter*. No. 14. Archived from the original (PDF) on 1 February 2013.
67. ^ "Noise-Induced Hearing Loss". NIDCD. 18 August 2015.
68. ^ "Occupational Safety and Health Standards | Occupational Safety and Health Administration". *Osha.gov*.






69. <sup>^</sup> Stevens, M (1999). "Is someone listening to the din of occupational noise exposure in dentistry". *RDH* (19): 34–85.
70. <sup>^</sup> Merrel, HB (1992). "Noise pollution and hearing loss in the dental office". *Dental Assisting Journal*. **61** (3): 6–9.
71. <sup>^</sup> Wilson, J.D. (2002). "Effects of occupational ultrasonic noise exposure on hearing of dental hygienists: A pilot study". *Journal of Dental Hygiene*. **76** (4): 262–69. PMID 12592917.
72. <sup>^</sup> Leggat, P.A. (2007). "Occupational Health Problems in Modern Dentistry: A Review" (PDF). *Industrial Health*. **45** (5): 611–21. doi:10.2486/indhealth.45.611. PMID 18057804. Archived (PDF) from the original on 27 April 2019.
73. <sup>^</sup> Leggat, P.A. (2001). "Occupational hygiene practices of dentists in southern Thailand". *International Dental Journal*. **51** (51): 11–6. doi:10.1002/j.1875-595x.2001.tb00811.x. PMID 11326443.
74. <sup>^</sup> Evidence-Based Medicine Working Group (1992). "Evidence-based medicine. A new approach to teaching the practice of medicine". *Journal of the American Medical Association*. **268** (17): 2420–2425. doi:10.1001/jama.1992.03490170092032. PMID 1404801.
75. <sup>^</sup> "Union workers build high-tech dental simulation laboratory for SIU dental school". *The Labor Tribune*. 17 March 2014. Retrieved 10 September 2021.
76. <sup>^</sup> Slavkin, Harold C. (January 2012). "Evolution of the scientific basis for dentistry and its impact on dental education: past, present, and future". *Journal of Dental Education*. **76** (1): 28–35. doi:10.1002/j.0022-0337.2012.76.1.tb05231.x. ISSN 1930-7837. PMID 22262547.
77. <sup>^</sup> Formicola, Allan J.; Bailit, Howard L.; Beazoglou, Tryfon J.; Tedesco, Lisa A. (February 2008). "The interrelationship of accreditation and dental education: history and current environment". *Journal of Dental Education*. **72** (2 Suppl): 53–60. doi:10.1002/j.0022-0337.2008.72.2\_suppl.tb04480.x. ISSN 0022-0337. PMID 18250379.
78. <sup>^</sup> Carrassi, A. (2019). "The first 25 year [Internet] Ireland: ADEE (Association for Dental Education in Europe)". Association for Dental Education in Europe. Retrieved 21 October 2019.

## External links

[edit]

## Dentistry at Wikipedia's sister projects

- image not found or type unknown ○ [Definitions from Wiktionary](#)
- image not found or type unknown ○ [Media from Commons](#)
- image not found or type unknown ○ [Quotations from Wikiquote](#)

-  not found or type unknown
-  **Texts from Wikisource**
-  **Textbooks from Wikibooks**
-  **Resources from Wikiversity**
-  **Data from Wikidata**

- v
- t
- e

## Dentistry

- Endodontics
- Oral and maxillofacial pathology
- Oral and maxillofacial radiology
- Oral and maxillofacial surgery
- Orthodontics and dentofacial orthopedics
- Pediatric dentistry
- Periodontics
- Prosthodontics
- Dental public health
- Cosmetic dentistry
- Dental implantology
- Geriatric dentistry
- Restorative dentistry
- Forensic odontology
- Dental traumatology
- Holistic dentistry

## Specialties

- Dental extraction
- Tooth filling
- Root canal therapy
- Root end surgery
- Scaling and root planing

### **Dental surgery**

- Teeth cleaning
- Dental bonding
- Tooth polishing
- Tooth bleaching
- Socket preservation
- Dental implant
- American Association of Orthodontists
- British Dental Association
- British Dental Health Foundation
- British Orthodontic Society

### **Organisations**

- Canadian Association of Orthodontists
- Dental Technologists Association
- General Dental Council
- Indian Dental Association
- National Health Service
- Canada
- Philippines

### **By country**

- Israel
- United Kingdom
- United States

- Index of oral health and dental articles
- Outline of dentistry and oral health
- Dental fear
- Dental instruments
- Dental material
- History of dental treatments
  - Ancient Rome
- Infant oral mutilation
- Mouth assessment
- Oral hygiene

**See also**

- v
- t
- e

Cleft lip and cleft palate

### **Related specialities**

- Advance practice nursing
- Audiology
- Dentistry
- Dietetics
- Genetics
- Oral and maxillofacial surgery
- Orthodontics
- Orthodontic technology
- Otolaryngology
- Pediatrics
- Pediatric dentistry
- Physician
- Plastic surgery
- Psychiatry
- Psychology
- Respiratory therapy
- Social work
- Speech and language therapy
- Hearing loss with craniofacial syndromes

### **Related syndromes**

- Pierre Robin syndrome
- Popliteal pterygium syndrome
- Van der Woude syndrome
- Cleft Lip and Palate Association
- Craniofacial Society of Great Britain and Ireland
- Interplast

### **National and international organisations**

- North Thames Regional Cleft Lip and Palate Service
- Operation Smile
- Overseas Plastic Surgery Appeal
- Shriners Hospitals for Children
- Smile Train
- Transforming Faces Worldwide
- Smile Angel Foundation (China)



- v
- t
- e

Dental schools

**American  
dental  
schools**

- UAB
- Arizona
- Augusta (DCG)
- Boston U (Goldman)
- California (UCLA, UCSF)
- Case Western Reserve
- Colorado
- Columbia
- Connecticut
- Creighton
- Detroit Mercy
- East Carolina
- Florida
- Harvard
- Howard
- Illinois–Chicago
- Indiana
- Iowa
- Kentucky
- Lake Erie
- Loma Linda
- Louisville
- LSU Health–New Orleans
- Marquette
- Maryland–Baltimore
- Meharry
- Michigan
- Midwestern
- Minnesota
- Mississippi
- Missouri–Kansas City
- Nebraska–Medical Center
- Nevada–Las Vegas
- New England
- NYU
- SUNY (Buffalo, Stony Brook)

- Emory
- Fairleigh Dickinson
- Georgetown
- Defunct**
- American**
- dental**
- schools**
- Harris
- Loyola
- Northwestern
- Ohio College
- Oral Roberts
- Pennsylvania College
- Wash U
- Alberta
- British Columbia
- Dalhousie
- Canadian**
- dental**
- schools**
- Laval
- Manitoba
- McGill
- Montréal
- Saskatchewan
- Toronto
- Western
- Aberdeen
- Barts and The London School of Medicine and Dentistry
- Glasgow
- British**
- dental**
- schools**
- Guy's, King's & St Thomas's
- Liverpool
- Newcastle
- Peninsula College of Medicine and Dentistry
- UCL Eastman Dental Institute

**Australian  
and New  
Zealand  
dental  
schools**

- Sydney
- Melbourne
- Adelaide
- Charles Sturt University
- Griffith University
- James Cook
- La Trobe
- Queensland
- Western Australia
- University of Otago

**South  
Korean  
dental  
schools**

- Chonbuk
- Chonnam
- Chosun
- Dankook
- Gangneung–Wonju
- Kyung Hee
- Kyungpook
- Pusan
- Seoul
- Wonkwang
- Yonsei

- v
- t
- e

Medicine

## **Surgery**

- Cardiac surgery
- Cardiothoracic surgery
- Endocrine surgery
- Eye surgery
- General surgery
  - Colorectal surgery
  - Digestive system surgery
- Neurosurgery
- Oral and maxillofacial surgery
- Orthopedic surgery
- Hand surgery
- Otolaryngology
  - ENT
- Pediatric surgery
- Plastic surgery
- Reproductive surgery
- Surgical oncology
- Transplant surgery
- Trauma surgery
- Urology
  - Andrology
- Vascular surgery
- Allergy / Immunology
- Angiology
- Cardiology
- Endocrinology
- Gastroenterology
  - Hepatology

## **Internal medicine**

- Geriatrics
- Hematology
- Hospital medicine
- Infectious diseases
- Nephrology
- Oncology
- Pulmonology

## Medical education

- Medical school
- Bachelor of Medicine, Bachelor of Surgery
- Bachelor of Medical Sciences
- Master of Medicine
- Master of Surgery
- Doctor of Medicine
- Doctor of Osteopathic Medicine
- MD–PhD
  - Medical Scientist Training Program
- Alternative medicine
- Allied health
- Molecular oncology
- Nanomedicine
- Personalized medicine
- Public health
- Rural health
- Therapy
- Traditional medicine
- Veterinary medicine
- Physician
  - Chief physician
- History of medicine

## Related topics

-  **Category**
-  **Commons**
-  **WikiProject**
-  **Portal**
-  **Outline**

**Authority control databases**   
**Edit this at Wikidata**

## National

- Germany
- United States
- France
- BnF data
- Czech Republic
- Latvia
- Israel

## Other

- Historical Dictionary of Switzerland
- NARA

Check our other pages :

- [Case Studies Highlighting Adult Smile Transformations](#)
- [Clear Aligners for Subtle Tooth Movement](#)
- [Collaborative Approaches to Pediatric Growth Management](#)

IQDENT – Ortodontska Klinika

Phone : +385953817015

City : Zagreb

State : Hrvatska

Zip : 10000

Address : IQDENT – Ortodontska Klinika

Company Website : <https://iqdent.hr/>

USEFUL LINKS

[Orthodontic treatment can help improve your child's smile](#)

[Orthodontic treatment for children](#)

[Sitemap](#)

[Privacy Policy](#)

[About Us](#)

Follow us