

## Mobile Home



- **News**
- **Preparing Mobile Home Spaces for New HVAC Installations**  
**Preparing Mobile Home Spaces for New HVAC Installations** Inspecting Existing Ductwork for Proper Fit Managing Limited Crawl Space Access for Equipment Adapting Installation Tools for Mobile Home Conditions Strategies for Reducing Vibrations and Noise Transfer Addressing Vent Placement for Balanced Airflow Securing Air Conditioner Units Against Shifting Foundations Fitting Compact Heat Pumps in Tight Areas Streamlining Installation to Minimize Home Disruption Recommended Steps for Post Installation Checks Ensuring Adequate Clearances Around Outdoor Units Evaluating the Benefits of Customized System Design
- **Breaking Down Basic Warranty Terms for HVAC Systems**  
**Breaking Down Basic Warranty Terms for HVAC Systems** Comparing Options for Parts and Labor Coverage Understanding Extended Plans for Greater Protection Recognizing Exclusions That Affect Repair Costs Evaluating the Value of Transferable Warranties Reviewing Service Contracts for Mobile Home Units Deciding Between Standard and Extended Coverage Periods Assessing Risk Factors That Influence Warranty Selection Managing Repairs Through Manufacturer Warranty Claims Clarifying the Difference Between Warranty and Insurance Knowing When to Upgrade Coverage to Match System Age Tips for Documenting Maintenance to Preserve Warranty Validity
- **About Us**



In the realm of HVAC systems, particularly when addressing the unique conditions of mobile homes, the importance of seasonal adaptations cannot be overstated. Mobile homes often present a distinct set of challenges due to their construction and the environments in which they are frequently located. As such, adapting installation tools and methodologies to accommodate these factors is essential for ensuring efficient climate control throughout the year.

Seasonal changes bring about drastic fluctuations in temperature and humidity levels, which can significantly impact the performance and longevity of HVAC systems. Regular maintenance can prolong the life of an HVAC system in a mobile home **Mobile Home Air Conditioning Installation Services** air purifier. In warmer months, mobile homes may require enhanced cooling solutions due to their propensity to absorb heat more quickly than traditional houses. Conversely, during colder seasons, these structures can lose heat rapidly, necessitating robust heating solutions. Therefore, HVAC systems must be versatile and adaptable to efficiently manage these seasonal extremes.

To address these challenges effectively, technicians must employ installation tools that are specifically designed or adapted for mobile home conditions. This involves using equipment that can handle the often limited space within mobile homes without compromising on efficiency or safety. For instance, flexible ductwork and compact units are ideal for such settings as they can be installed in tight spaces while maintaining optimal airflow.

Moreover, deploying smart thermostats and sensors that adjust based on real-time environmental data can greatly enhance system adaptability. These technologies allow for precise control over heating and cooling functions based on current weather conditions and anticipated changes, optimizing energy use throughout different seasons.

Seasonal adaptations also extend beyond mere technological adjustments; they encompass maintenance routines tailored to each season's demands. Regular checks ensure that systems are free from blockages or damage caused by seasonal debris or weather-related wear-and-tear. This proactive approach helps prevent unexpected breakdowns during extreme weather periods when HVAC systems are most needed.

In conclusion, understanding the significance of seasonal adaptations in HVAC systems is crucial for maintaining comfort within mobile homes across varying climates. By employing specialized tools and strategies tailored to these unique environments, we can ensure efficient operation year-round while minimizing energy consumption and extending system

lifespan. Through diligent planning and execution of season-specific adjustments, we pave the way for sustainable living conditions in an ever-changing world.

## Selecting the Right Installation Tools for Different Seasons: Adapting Installation Tools for Mobile Home Conditions

In the dynamic world of mobile home installations, the importance of selecting the right tools cannot be overstated. The installation process, intricate on its own, becomes increasingly complex when factoring in seasonal variations. Each season brings with it a unique set of challenges that require distinct tools and techniques to ensure a seamless installation process.

Spring, often seen as a season of renewal, presents its own set of demands on mobile home installations. As temperatures begin to rise and the ground thaws from winter's grip, moisture levels in the soil can fluctuate significantly. This can lead to unstable ground conditions that may affect foundational stability. During this time, tools like moisture meters and adjustable jacks become essential. Moisture meters help installers gauge soil dampness accurately, allowing them to make informed decisions about site preparation and foundation setting.

Summer brings warmth and longer daylight hours but also introduces heat-related challenges. High temperatures can affect both materials and workers alike. Heat-resistant gloves and sun shields for equipment are crucial during summer installations to protect both personnel and tools from excessive heat exposure. Moreover, using torque wrenches with digital readouts can facilitate precise adjustments when heat causes metal components to expand.

Autumn is characterized by falling leaves and cooler temperatures, which signal the onset of preparation for harsher winter months. The primary challenge during this season is dealing with debris accumulation around installation sites due to leaf fall. Leaf blowers or sweepers thus become indispensable tools for maintaining a clean workspace that minimizes risks associated with slipping or equipment malfunction.

Winter poses perhaps the greatest challenge for mobile home installations due to frigid temperatures and potential snow cover. Insulated tool kits are vital during this period as they prevent hand injuries caused by handling cold metal tools directly. Furthermore, specialized snow removal equipment ensures that work sites remain accessible despite heavy snowfall.

Understanding these seasonal nuances not only aids in choosing appropriate tools but also enhances overall efficiency and safety in mobile home installations. By adapting their toolkits according to seasonal demands-whether it's leveraging moisture meters in spring or insulated tool kits in winter-installers can mitigate weather-induced disruptions effectively while safeguarding structural integrity throughout each phase of setup.

Ultimately, mastering seasonally adapted installation strategies fosters resilience against unpredictable weather phenomena inherent within any given year's cycle-a key component toward achieving long-term success within today's competitive mobile housing industry landscape where reliability counts above all else!


## **Adapting Installation Tools to Fit Mobile Home HVAC Requirements**



Adapting installation tools to fit mobile home HVAC requirements is a nuanced endeavor that demands creativity, precision, and a keen understanding of both the unique constraints and opportunities presented by mobile homes.. The process involves not just retrofitting existing systems but also innovating new solutions that cater specifically to the needs of these structures.

Posted by on 2024-12-23

## **Addressing Crawl Space Challenges in Mobile Home HVAC Installations**



Maintaining optimal functionality of an HVAC system in a mobile home presents unique challenges, particularly when addressing issues related to crawl spaces.. These areas, often overlooked, play a critical role in ensuring the efficiency and longevity of your HVAC system.

Posted by on 2024-12-23

# Ensuring Structural Integrity and Stability of the Mobile Home

In the ever-evolving landscape of mobile home living, adapting insulation techniques to accommodate temperature variability is a critical component in ensuring comfort and energy efficiency. The unique challenges presented by mobile homes, such as their typically lighter construction and varying material compositions, demand innovative approaches to insulation that can effectively respond to fluctuations in temperature. As climates shift and weather patterns become increasingly unpredictable, the necessity for adaptable insulation solutions becomes even more paramount.

One of the primary considerations in this adaptation process is the selection of appropriate materials that can withstand a wide range of temperatures. Traditional fiberglass insulation, while effective in many circumstances, may not always provide the best performance under extreme conditions due to its susceptibility to moisture and potential for settling over time. Instead, more advanced materials like spray foam or rigid foam boards offer superior thermal resistance and moisture control, making them ideal candidates for mobile home environments where space constraints and structural limitations are often present.

Moreover, the installation process itself must be tailored to suit these specific conditions. Mobile homes often require specialized tools and techniques due to their compact nature and use of non-standard dimensions compared to traditional houses. Installers need to be equipped with tools that allow for precision cutting and fitting of insulation materials into tight spaces without compromising their integrity or effectiveness.

Another factor in adapting insulation techniques is addressing air leakage, which can significantly impact energy efficiency and indoor comfort levels. Sealing gaps around windows, doors, and other potential leak points with high-quality caulking or weatherstripping complements the overall insulating strategy by preventing unwanted airflow that can lead to heat loss or gain.

Furthermore, reflective barriers or radiant barriers can be incorporated into the ceiling or attic spaces of mobile homes as an additional layer of defense against heat transfer. These barriers reflect radiant heat away from living spaces during hot weather while helping retain warmth during colder months.

Lastly, maintaining a proactive approach by regularly inspecting and updating insulation systems is crucial. As technologies advance and new products come onto the market, staying informed about these developments allows homeowners and installers alike to make informed decisions about upgrading existing systems for maximum efficiency.

In conclusion, adapting insulation techniques for temperature variability within mobile home conditions requires a multifaceted approach that considers material selection, installation methods, air sealing strategies, and ongoing maintenance. By embracing these adaptive measures, we can enhance both the comfort levels within mobile homes and their overall energy performance-ultimately leading to more sustainable living practices amid changing climatic realities.







## **Assessing Electrical and Plumbing Connections for Compatibility**



Ensuring ventilation efficiency throughout the year in mobile homes is a crucial aspect that directly impacts the comfort, health, and energy consumption of its residents. Unlike traditional houses, mobile homes often present unique challenges due to their construction materials and design. Therefore, adapting installation tools specifically for these conditions becomes paramount in achieving effective ventilation.

The primary goal of ensuring adequate ventilation is to maintain indoor air quality by reducing moisture levels and eliminating pollutants. Mobile homes, with their compact and tightly sealed structure, are particularly prone to issues like condensation and mold growth if not properly ventilated. This makes it essential to adapt our approach towards installation tools so they are tailored to meet these specific challenges.

One of the first steps in this adaptation process involves understanding the structural nuances of mobile homes. Typically constructed with lighter materials and less insulation than traditional homes, mobile homes require ventilation systems that can operate efficiently without compromising the integrity or energy efficiency of the dwelling. Installation tools must be designed to easily integrate into existing structures without causing damage or requiring extensive modifications.

Moreover, as seasons change, so do the needs for ventilation. During summer months, excess heat can accumulate quickly within a mobile home due to its smaller size and limited airflow. Conversely, winter brings about challenges related to retaining warmth while still allowing for proper air exchange. Installation tools need to be versatile enough to cater to these varying demands across different seasons.

Incorporating technology into these tools can significantly enhance their functionality. For instance, smart sensors that adjust ventilation based on humidity levels or carbon dioxide concentrations can ensure optimal performance year-round without constant manual intervention. Additionally, using lightweight yet durable materials in tool manufacturing can facilitate easy handling during installation processes while ensuring long-term resilience against environmental factors.

Furthermore, educating homeowners about proper maintenance practices plays a vital role in sustaining ventilation efficiency over time. Simple actions such as regularly cleaning vents or checking seals for leaks can prevent many common issues associated with poor air circulation in mobile homes.

Ultimately, adapting installation tools for mobile home conditions requires a comprehensive understanding of both structural constraints and occupant needs throughout the year. By leveraging innovative technologies and promoting proactive maintenance habits among homeowners, we can ensure that mobile home residents enjoy a comfortable living environment characterized by excellent air quality regardless of season.

Through thoughtful adaptation and continuous improvement in installation techniques tailored specifically for mobile home environments, we pave the way towards sustainable living solutions that prioritize both human well-being and environmental responsibility-a step forward towards enhancing life quality within this unique housing sector.

# Selecting Energy-Efficient HVAC Systems Suitable for Mobile Homes

As the seasons change, mobile home owners face unique challenges in maintaining their homes. One critical aspect of this maintenance involves adapting installation tools to suit the specific conditions of mobile homes. Unlike traditional houses, mobile homes have distinct structural and environmental considerations that require specialized tools and techniques. By understanding and implementing these adaptations, homeowners can ensure their mobile homes remain safe, comfortable, and efficient throughout the year.

Mobile homes are often more susceptible to temperature fluctuations due to their construction materials and design. This makes it essential for homeowners to pay close attention to seasonal maintenance needs. For instance, during colder months, it's vital to inspect and reinforce insulation in walls, floors, and ceilings. This not only helps in retaining heat but also reduces energy costs significantly. Traditional tools might not be effective for such tasks; therefore, using specialized insulation blowers or staple guns designed for mobile home materials can make the job easier and more efficient.

Similarly, as warmer weather approaches, ventilation becomes a top priority. Mobile homes need adequate air circulation to prevent moisture build-up which can lead to mold growth-a common concern in humid climates. Installing vents or fans requires precise measurement tools that account for the thinner walls typically found in mobile homes. Opting for compact drills or multi-head screwdrivers can help navigate tight spaces without compromising on performance.

Another key area that benefits from tool adaptation is plumbing maintenance. Mobile home plumbing systems often differ from those in standard buildings due to space constraints and material use. When addressing leaks or updating fixtures as part of seasonal upkeep, using flexible wrenches or pipe cutters designed specifically for smaller diameters ensures a proper fit and minimizes potential damage.

Moreover, exterior maintenance should not be overlooked when considering seasonal changes. Mobile home exteriors are prone to wear from elements like wind and rain. Regular inspection of roofing materials is recommended-using lightweight ladders or telescopic poles allows easy access without risking structural damage from heavier equipment.

Finally, safety should always be a priority when performing any maintenance tasks on a mobile home. Seasonal changes can sometimes bring unpredictable weather conditions that pose additional risks during repair work. Having non-slip mats or stabilizing jacks readily available ensures stability while working on uneven ground surfaces typical around many mobile home sites.

In conclusion, adapting installation tools for the unique conditions of mobile homes is a crucial component of seasonal maintenance strategies. By selecting appropriate equipment tailored to the specific needs of their structures-ranging from insulation adjustments to plumbing repairs-homeowners can enhance both the longevity and livability of their mobile homes across all seasons. Being proactive with these measures not only protects one's investment but also contributes significantly towards creating a comfortable living environment no matter what Mother Nature has in store.



## **Preparing the Installation Area: Safety and Accessibility Measures**



When installing HVAC systems in mobile homes, a unique set of safety considerations must be addressed. Mobile homes differ significantly from traditional houses in terms of structure, layout, and space constraints. Therefore, adapting installation tools to fit these specific conditions is crucial for ensuring both the effectiveness of the installation and the safety of those involved.

Mobile homes often have limited space and non-standard construction materials that can pose challenges during HVAC system installation. For instance, the walls may be thinner or made from materials that require special handling to avoid damage. Therefore, using lightweight and compact tools is essential. Tools such as smaller drills or adjustable wrenches are more suited to working within tight spaces without causing undue stress on the structure.

Another important consideration is the ventilation system. Unlike traditional homes, mobile homes may have less efficient ventilation, which can lead to a buildup of dust and debris when cutting into walls or floors. To mitigate this risk, installers should use dust collection attachments on all cutting tools. This not only helps maintain a clean work environment but also protects workers from inhaling potentially harmful particles.

Moreover, given the mobility factor inherent in mobile homes, it is vital to ensure that all components are securely fastened and stable enough to withstand movement without compromising functionality or safety. Tools designed with ergonomic grips and features that provide extra leverage can help technicians apply adequate force without overexerting themselves or risking injury.

In addition to tool adaptation, proper training for technicians on how to handle these specialized tools is necessary. Technicians need to understand the nuances of working in confined spaces and dealing with unconventional building materials typically found in mobile home installations. This knowledge ensures that they can perform their tasks efficiently while prioritizing safety at every step.


Furthermore, electrical considerations cannot be overlooked when adapting tools for mobile home HVAC installations. Mobile homes might have different electrical setups compared to standard residential buildings; thus, ensuring compatibility between electrical tools and existing circuitry is imperative to prevent overloads or shorts that could lead to fires.

In conclusion, installing HVAC systems in mobile homes requires thoughtful adaptation of installation tools tailored specifically for these environments' constraints and demands. By selecting appropriate equipment-lightweight yet sturdy-and providing comprehensive training on their use within this context, we enhance both worker safety and installation efficacy. Ultimately, recognizing these unique needs not only safeguards those performing installations but also ensures long-lasting comfort solutions for mobile home residents themselves.

About Mobile home

This article is about the prefabricated structure. For the vehicle, see Recreational vehicle. For other uses, see Mobile home (disambiguation). "Static Caravan" redirects here. For the record label, see Static Caravan Recordings. "House on wheels" redirects here. For the South Korean variety show, see House on Wheels.


The examples and perspective in this article **deal primarily with the United States and do not represent a worldwide view of the subject**. You may improve this article, discuss the issue on the talk page, or create a new article, as appropriate. *(April 2017)* *(Learn how and when to remove this message)*



Mobile homes with detached single car garages

- v
- t
- e

Part of a series on  
**Living spaces**



---

## Main

- House: detached
- semi-detached
- terraced
- Apartment
- Bungalow
- Cottage
- Ecohouse
- Green home
- Housing project
- Human outpost
- I-house
- Ranch
- Tenement
- Condominium
- Mixed-use development
- Hotel
- Hostel
- Castle
- Public housing
- Squat
- Flophouse
- Shack
- Slum
- Shanty town
- Villa

---

## Issues

- Affordability
- Affordability in the United States
- Executive housing
- Environmental:
  - design
  - planning
  - racism
- Environmental security
- Eviction
- Fair housing
- Healthiness
- Homelessness
- Housing crisis
- Housing discrimination
- Housing stress
- Overpopulation
- Housing inequality
- Home ownership
- Luxury apartments
- Ownership equity
- Permit
- Rent
- Subprime lending
- Subsidized housing
- Sustainable:
  - architecture
  - development
  - living
- Sustainable city
- Toxic hotspot
- Vagrancy



---

## Society and politics

- Housing First
- Housing subsidy
- NIMBY
- Rapid Re-Housing
- Real estate appraisal
- Real estate bubble
- Real estate economics
- Real estate investing
- Redlining
- Rent regulation
- Right to housing
- Rent control
- Rent strike
- Tenants union
- YIMBY

---

### Other

- Alternative lifestyle
- Assisted living
- Boomtown
- Cottage homes
- Eco-cities
- Ecovillage
- Foster care
- Green building
- Group home
- Halfway house
- Healthy community design
- Homeless shelter
- Hospital
- Local community
- Log house
- Natural building
- Nursing home
- Orphanage
- Prison
- Psychiatric hospital
- Residential care
- Residential treatment center
- Retirement community
- Retirement home
- Supportive housing
- Supported living



not found or type unknown

### Housing portal

A **mobile home** (also known as a **house trailer**, **park home**, **trailer**, or **trailer home**) is a prefabricated structure, built in a factory on a permanently attached chassis before being transported to site (either by being towed or on a trailer). Used as permanent homes, or for holiday or temporary accommodation, they are often left permanently or semi-permanently in one place, but can be moved, and may be required to move from time to time for legal reasons.

Mobile homes share the same historic origins as travel trailers, but today the two are very different, with travel trailers being used primarily as temporary or vacation homes. Behind the cosmetic work fitted at installation to hide the base, mobile homes have strong trailer frames, axles, wheels, and tow-hitches.

### History

[edit]


In the United States, this form of housing goes back to the early years of cars and motorized highway travel.<sup>[1]</sup> It was derived from the travel trailer (often referred to during the early years as "house trailers" or "trailer coaches"), a small unit with wheels attached permanently, often used for camping or extended travel. The original rationale for this type of housing was its mobility. Units were initially marketed primarily to people whose lifestyle required mobility. However, in the 1950s, the homes began to be marketed primarily as an inexpensive form of housing designed to be set up and left in a location for long periods of time or even permanently installed with a masonry foundation. Previously, units had been eight feet or fewer in width, but in 1956, the 10-foot (3.0 m) wide home ("ten-wide") was introduced, along with the new term "mobile home".<sup>[2]</sup>

The homes were given a rectangular shape, made from pre-painted aluminum panels, rather than the streamlined shape of travel trailers, which were usually painted after assembly. All of this helped increase the difference between these homes and home/travel trailers. The smaller, "eight-wide" units could be moved simply with a car, but the larger, wider units ("ten-wide", and, later, "twelve-wide") usually required the services of a professional trucking company, and, often, a special moving permit from a state highway department. During the late 1960s and early 1970s, the homes were made even longer and wider, making the mobility of the units more difficult. Nowadays, when a factory-built home is moved to a location, it is usually kept there permanently and the mobility of the units has considerably decreased. In some states, mobile homes have been taxed as personal property if the wheels remain attached, but as real estate if the wheels are removed. Removal of the tongue and axles may also be a requirement for real estate classification.

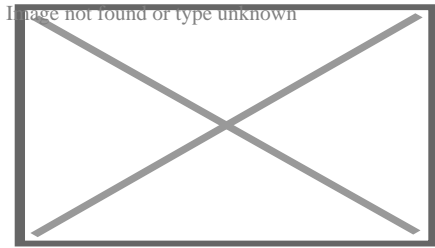
## Manufactured home

[edit]

Main article: Manufactured housing



Example of a modern manufactured home in New Alexandria, Pennsylvania. 28 by 60 feet (8.5 m × 18.3 m)




Manufactured home foundation

Mobile homes built in the United States since June 1976, legally referred to as manufactured homes, are required to meet FHA certification requirements and come with attached metal certification tags. Mobile homes permanently installed on owned land are rarely mortgageable, whereas FHA code manufactured homes are mortgageable through VA, FHA, and Fannie Mae.

Many people who could not afford a traditional site-built home, or did not desire to commit to spending a large sum of money on housing, began to see factory-built homes as a viable alternative for long-term housing needs. The units were often marketed as an alternative to apartment rental. However, the tendency of the units of this era to depreciate rapidly in resale value<sup>[citation needed]</sup> made using them as collateral for loans much riskier than traditional home loans. Terms were usually limited to less than the thirty-year term typical of the general home-loan market, and interest rates were considerably higher.<sup>[citation needed]</sup> In that way, mobile home loans resembled motor vehicle loans more than traditional home mortgage loans.

## Construction and sizes

[edit]



Exterior wall assemblies being set in place during manufacture

Mobile homes come in two major sizes, *single-wides* and *double-wides*. Single-wides are 18 feet (5.5 m) or less in width and 90 feet (27 m) or less in length and can be towed to their site as a single unit. Double-wides are 20 feet (6.1 m) or more wide and are 90 feet (27 m) in length or less and are towed to their site in two separate units, which are then joined. *Triple-wides* and even homes with four, five, or more units are also built but less frequently.



While site-built homes are rarely moved, single-wide owners often "trade" or sell their home to a dealer in the form of the reduction of the purchase of a new home. These "used" homes are either re-sold to new owners or to park owners who use them as inexpensive rental units. Single-wides are more likely to be traded than double-wides because removing them from the site is easier. In fact, only about 5% of all double-wides will ever be moved.<sup>[citation needed]</sup>


While an EF1 tornado might cause minor damage to a site-built home, it could do significant damage to a factory-built home, especially an older model or one that is not properly secured. Also, structural components (such as windows) are typically weaker than those in site-built homes.<sup>[3]</sup> 70 miles per hour (110 km/h) winds can destroy a mobile home in a matter of minutes. Many brands offer optional hurricane straps, which can be used to tie the home to anchors embedded in the ground.

## Regulations

[edit]

### United States

[edit]



Home struck by tornado

In the United States, mobile homes are regulated by the US Department of Housing and Urban Development (HUD), via the Federal National Manufactured Housing Construction and Safety Standards Act of 1974. This national regulation has allowed many manufacturers to distribute nationwide because they are immune to the jurisdiction of local building authorities.<sup>[4]</sup><sup>[5]</sup> By contrast, producers of modular homes must abide by state and local building codes. There are, however, wind zones adopted by HUD that home builders must follow. For example, statewide, Florida is at least wind zone 2. South Florida is wind zone 3, the strongest wind zone. After Hurricane Andrew in 1992, new standards were adopted for home construction. The codes for building within these wind zones were significantly amended, which has greatly increased their durability. During the 2004 hurricanes in Florida, these standards were put to the test, with great success. Yet, older models continue to face the exposed risk to high winds because of the attachments applied such as carports, porch and screen room additions. Such areas are

exposed to "wind capture" which apply extreme force to the underside of the integrated roof panel systems, ripping the fasteners through the roof pan causing a series of events which destroys the main roof system and the home.

The popularity of the factory-built homes caused complications the legal system was not prepared to handle. Originally, factory-built homes tended to be taxed as vehicles rather than real estate, which resulted in very low property tax rates for their inhabitants. That caused local governments to reclassify them for taxation purposes.

However, even with that change, rapid depreciation often resulted in the home occupants paying far less in property taxes than had been anticipated and budgeted. The ability to move many factory-built homes rapidly into a relatively small area resulted in strains to the infrastructure and governmental services of the affected areas, such as inadequate water pressure and sewage disposal, and highway congestion. That led jurisdictions to begin placing limitations on the size and density of developments.

Early homes, even those that were well-maintained, tended to depreciate over time, much like motor vehicles. That is in contrast to site-built homes which include the land they are built on and tend to appreciate in value. The arrival of mobile homes in an area tended to be regarded with alarm, in part because of the devaluation of the housing potentially spreading to preexisting structures.

This combination of factors has caused most jurisdictions to place zoning regulations on the areas in which factory-built homes are placed, and limitations on the number and density of homes permitted on any given site. Other restrictions, such as minimum size requirements, limitations on exterior colors and finishes, and foundation mandates have also been enacted. There are many jurisdictions that will not allow the placement of any additional factory-built homes. Others have strongly limited or forbidden all single-wide models, which tend to depreciate more rapidly than modern double-wide models.

Apart from all the practical issues described above, there is also the constant discussion about legal fixture and chattels and so the legal status of a trailer is or could be affected by its incorporation to the land or not. This sometimes involves such factors as whether or not the wheels have been removed.

## **North Carolina**

[edit]

The North Carolina Board of Transportation allowed 14-foot-wide homes on the state's roads, but until January 1997, 16-foot-wide homes were not allowed. 41 states allowed 16-foot-wide homes, but they were not sold in North Carolina. Under a trial program approved January 10, 1997, the wider homes could be delivered on specific roads at certain times of day and travel 10 mph below the speed limit, with escort vehicles in front and behind.<sup>[6]</sup><sup>[7]</sup>

Eventually, all homes had to leave the state on interstate highways.<sup>[8]</sup>

In December 1997, a study showed that the wider homes could be delivered safely, but some opponents still wanted the program to end.<sup>[9]</sup> On December 2, 1999, the NC Manufactured Housing Institute asked the state Board of Transportation to expand the program to allow deliveries of 16-foot-wide homes within North Carolina.<sup>[8]</sup> A month later, the board extended the pilot program by three months but did not vote to allow shipments within the state.<sup>[10]</sup> In June 2000, the board voted to allow 16-foot-side homes to be shipped to other states on more two-lane roads, and to allow shipments in the state east of US 220. A third escort was required, including a law enforcement officer on two-lane roads.<sup>[11]</sup>

## New York

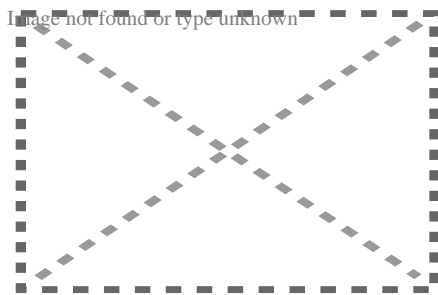
[edit]

In New York State, the Homes and Community Renewal agency tracks mobile home parks and provides regulations concerning them. For example, the agency requires park owners to provide residents with a \$15,000 grant if residents are forced to move when the land is transferred to a new owner. Residents are also granted the right of first refusal for a sale of the park, however, if the owner does not evict tenants for five years, the land sale can go ahead. State law also restricts the annual increase in land lot fee to a cap of 3 percent, unless the landowner demonstrates hardship in a local court, and can then raise the land lot fee by up to 6 percent in a year.<sup>[12]</sup>

## Mobile home parks

[edit]

Main article: Trailer park



Meadow Lanes Estates Mobile Home Park, Ames, Iowa, August 2010, during a flood

Mobile homes are often sited in land lease communities known as trailer parks (also 'trailer courts', 'mobile home parks', 'mobile home communities', 'manufactured home communities', 'factory-built home communities' etc.); these communities allow homeowners to rent space on which to place a home. In addition to providing space, the

site often provides basic utilities such as water, sewer, electricity, or natural gas and other amenities such as mowing, garbage removal, community rooms, pools, and playgrounds.

There are over 38,000<sup>[13]</sup> trailer parks in the United States ranging in size from 5 to over 1,000 home sites. Although most parks appeal to meeting basic housing needs, some communities specialize towards certain segments of the market. One subset of mobile home parks, retirement communities, restrict residents to those age 55 and older. Another subset of mobile home parks, seasonal communities, are located in popular vacation destinations or are used as a location for summer homes. In New York State, as of 2019, there were 1,811 parks with 83,929 homes.<sup>[12]</sup>

Newer homes, particularly double-wides, tend to be built to much higher standards than their predecessors and meet the building codes applicable to most areas. That has led to a reduction in the rate of value depreciation of most used units.<sup>[14]</sup>

Additionally, modern homes tend to be built from materials similar to those used in site-built homes rather than inferior, lighter-weight materials. They are also more likely to physically resemble site-built homes. Often, the primary differentiation in appearance is that factory-built homes tend to have less of a roof slope so that they can be readily transported underneath bridges and overpasses.<sup>[citation needed]</sup>

The number of double-wide units sold exceeds the number of single-wides, which is due in part to the aforementioned zoning restrictions. Another reason for higher sales is the spaciousness of double-wide units, which are now comparable to site-built homes. Single-wide units are still popular primarily in rural areas, where there are fewer restrictions. They are frequently used as temporary housing in areas affected by natural disasters when restrictions are temporarily waived.<sup>[citation needed]</sup>

Another recent trend has been parks in which the owner of the mobile home owns the lot on which their unit is parked. Some of these communities simply provide land in a homogeneous neighborhood, but others are operated more like condominiums with club homes complete with swimming pools and meeting rooms which are shared by all of the residents, who are required to pay membership fees and dues.

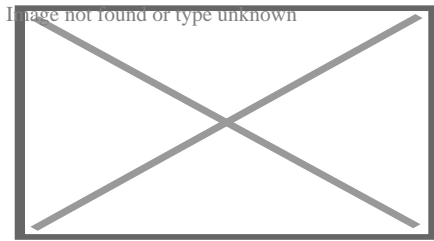
## By country

[edit]

Mobile home (or mobile-homes) are used in many European campgrounds to refer to fixed caravans, purpose-built cabins, and even large tents, which are rented by the week or even year-round as cheap accommodation, similar to the US concept of a trailer park. Like many other US loanwords, the term is not used widely in Britain.<sup>[citation needed]</sup>

## United Kingdom


[edit]



A mobile home marketed as a holiday home

Mobile Homes or Static Caravans are popular across the United Kingdom. They are more commonly referred to as Park Homes or Leisure Lodges, depending on if they are marketed as a residential dwelling or as a second holiday home residence.

Residential Mobile homes (park homes) are built to the BS3632 standard. This standard is issued by the British Standards Institute. The institute is a UK body who produce a range of standards for businesses and products to ensure they are fit for purpose. The majority of residential parks in the UK have a minimum age limit for their residents, and are generally marketed as retirement or semi-retirement parks. Holiday Homes, static caravans or holiday lodges aren't required to be built to BS3632 standards, but many are built to the standard.



A static caravan park on the cliffs above Beer, Devon, England

In addition to mobile homes, static caravans are popular across the UK. Static caravans have wheels and a rudimentary chassis with no suspension or brakes and are therefore transported on the back of large flatbed lorries, the axle and wheels being used for movement to the final location when the static caravan is moved by tractor or 4x4. A static caravan normally stays on a single plot for many years and has many of the modern conveniences normally found in a home.

Mobile homes are designed and constructed to be transportable by road in one or two sections. Mobile homes are no larger than 20 m x 6.8 m (65 ft 7 in x 22 ft 4 in) with an internal maximum height of 3.05 m (10 ft 0 in). Legally, mobile homes can still be defined as "caravans".

Static holiday caravans generally have sleeping accommodation for 6 to 10 people in 2, 3 or 4 bedrooms and on convertible seating in the lounge referred to as a 'pull out bed'. They


tend towards a fairly "open-plan" layout, and while some units are double glazed and centrally heated for year-round use, cheaper models without double glazing or central heating are available for mainly summer use. Static caravan holiday homes are intended for leisure use and are available in 10 and 12 ft (3.0 and 3.7 m) widths, a small number in 13 and 14 ft (4.0 and 4.3 m) widths, and a few 16 ft (4.9 m) wide, consisting of two 8 ft (2.4 m) wide units joined. Generally, holiday homes are clad in painted steel panels, but can be clad in PVC, timber or composite materials. Static caravans are sited on caravan parks where the park operator of the site leases a plot to the caravan owner. There are many holiday parks in the UK in which one's own static caravan can be owned. There are a few of these parks in areas that are prone to flooding and anyone considering buying a sited static caravan needs to take particular care in checking that their site is not liable to flooding.

Static caravans can be rented on an ad-hoc basis or purchased. Purchase prices range from £25,000 to £100,000. Once purchased, static caravans have various ongoing costs including insurance, site fees, local authority rates, utility charges, winterisation and depreciation. Depending on the type of caravan and the park these costs can range from £1,000 to £40,000 per year.<sup>[15]</sup> Some park owners used to have unfair conditions in their lease contracts but the Office of Fair Trading has produced a guidance document available for download called Unfair Terms in Holiday Caravan Agreements which aims to stop unfair practices.

## Israel

[edit]

Main article: Caravan (Israel)



Posting of *caravan* in Mitzpe Hila, Israel, 1982

Many Israeli settlements and outposts are originally composed of caravans (Hebrew: מחנות *michnot*; pl. מחנות *michnot*). They are constructed of light metal, are not insulated but can be outfitted with heating and air-conditioning units, water lines, recessed lighting, and floor tiling to function in a full-service capacity. Starting in 2005, prefabricated homes, named *caravillas* (Hebrew: מחנות *michnot*), a portmanteau of the words caravan, and villa, begin to replace mobile homes in many Israeli settlements.

## Difference from modular homes

[edit]

Main article: Modular home

Because of similarities in the manufacturing process, some companies build both types in their factories. Modular homes are transported on flatbed trucks rather than being towed, and lack axles and an automotive-type frame. However, some modular homes are towed behind a semi-truck or toter on a frame similar to that of a trailer. The home is usually in two pieces and is hauled by two separate trucks. Each frame has five or more axles, depending on the size of the home. Once the home has reached its location, the axles and the tongue of the frame are then removed, and the home is set on a concrete foundation by a large crane.

Both styles are commonly referred to as factory-built housing, but that term's technical use is restricted to a class of homes regulated by the Federal National Mfd. Housing Construction and Safety Standards Act of 1974.

Most zoning restrictions on the homes have been found to be inapplicable or only applicable to modular homes. That occurs often after considerable litigation on the topic by affected jurisdictions and by plaintiffs failing to ascertain the difference. Most modern modulars, once fully assembled, are indistinguishable from site-built homes. Their roofs are usually transported as separate units. Newer modulars also come with roofs that can be raised during the setting process with cranes. There are also modulars with 2 to 4 storeys.

## Gallery

[edit]

Construction starts with the frame.

○

Image not found or type unknown

Construction starts with the frame.



Interior wall assemblies are attached.

○

Image not found or type unknown

Interior wall assemblies are attached.

Roof assembly is set atop home.

○

Image not found or type unknown

Roof assembly is set atop home.

Drywall is completed.

○

Image not found or type unknown

Drywall is completed.

Home is ready for delivery to site.

○

Image not found or type unknown

Home is ready for delivery to site.

- A modern "triple wide" home, designed to look like an adobe home

Image not found or type unknown

A modern "triple wide" home,  
designed to look like an  
adobe home

A mobile home is being moved, California.

○

Image not found or type unknown

A mobile home  
is being moved,  
California.

- A mobile home being prepared for transport

Image not found or type unknown

A mobile home being  
prepared for transport

## See also

[edit]

-  Housing portal

- All Parks Alliance for Change
- Campervan
- Construction trailer
- Houseboat
- Manufactured housing
- Modular home
- Motorhome
- Nomadic wagons
- Recreational vehicle

- Reefer container housing units
- Small house movement
- Trailer (vehicle)
- Trailer Park Boys
- Trailer trash
- Vardo
- Prefabricated home

## References

[edit]

1. ^ "Part 17, Mobile Home Parks". *ny.gov*.
2. ^ "Mobile Manufactured Homes". *ct.gov*. Retrieved 28 March 2018.
3. ^ "Caravan Repairs? Great Caravan Repair Deals!". *canterburycaravans.com.au*.
4. ^ "Titles for Mobile Homes". *AAA Digest of Motor Laws*.
5. ^ Andrews, Jeff (January 29, 2018). "HUD to explore deregulating manufactured housing". *Curbed*. Archived from the original on 2018-01-29. Retrieved 2019-04-19.
6. ^ Hackett, Thomas (January 11, 1997). "Extra-wide homes to take to the road". *News & Observer*. p. A3.
7. ^ Mitchell, Kirsten B. (January 10, 1997). "Wider trailer transport OK'd". *Star-News*. p. 1A.
8. ^ **a b** Whitacre, Dianne (December 2, 1999). "Mobile-Home Makers Look to Squeeze on N.C. Roads". *The Charlotte Observer*. p. 1C.
9. ^ "Study: Keep Curbs on Transporting Wide Mobile Homes". *The Charlotte Observer*. December 1, 1997. p. 4C.
10. ^ Bonner, Lynn (January 7, 2000). "Program for wide mobile homes extended". *News & Observer*. p. A3.
11. ^ "Wide mobile homes given final approval". *News & Observer*. June 3, 2000. p. A3.
12. ^ **a b** Liberatore, Wendy (January 23, 2022). "Saratoga County's mobile home parks - a sign of an affordable housing crisis". *www.timesunion.com*. Retrieved January 23, 2022.
13. ^ "Database of Mobile Home Parks in the United States". Retrieved 2009-02-17.
14. ^ "Homes". *Answers.com*. Retrieved 2006-09-12.
15. ^ "Cost of a static caravan or lodge". *StaticCaravanExpert*. 28 December 2020. Retrieved 2021-03-07.

## Further reading

[edit]

- Benson, J. E. (1990). Good neighbors: Ethnic relations in Garden City trailer courts. *Urban Anthropology*, 19, 361–386.
- Burch-Brown, C. (1996). *Trailers*. Charlottesville: University Press of Virginia. Text by David Rigsbee.
- Geisler, C. C., & Mitsuda, H. (1987). Mobile-home growth, regulation, and discrimination in upstate New York. *Rural Sociology*, 52, 532–543.

- Hart, J. F., Rhodes, M. J., & Morgan, J. T. (2002). *The unknown world of the mobile home*. Baltimore: Johns Hopkins University Press.
- MacTavish, K. A., & Salamon, S. (2001). Mobile home park on the prairie: A new rural community form. *Rural Sociology*, 66, 487–506.
- Moore, B. (2006). Trailer trash: The world of trailers and mobile homes in the Southwest. Laughlin: *Route 66 Magazine*.
- Thornburg, D. A. (1991). *Galloping bungalows: The rise and demise of the American house trailer*. Hamden: Archon Books.
- Wallis, A. D. (1991). *Wheel estate: The rise and decline of mobile homes*. New York: Oxford University Press.

### External links

[edit]

Image not found or type unknown

Wikimedia Commons has media related to ***Mobile homes***.

- Regulating body in the UK
- US Federal Manufactured Home Construction and Safety Standards

### About Royal Supply Inc

#### Photo

Image not found or type unknown

#### Photo

Image not found or type unknown

#### Photo

Image not found or type unknown

### Things To Do in Johnson County

#### Photo

## **Johnson County Museum**

**4.7 (709)**

### **Photo**

Image not found or type unknown

## **Firefly Forest**

**3.9 (29)**

### **Photo**

Image not found or type unknown

## **Ensor Park & Museum**

**4.9 (19)**

### **Photo**

## **Overland Park Arboretum & Botanical Gardens**

**4.8 (3513)**

### **Photo**

Image not found or type unknown

## **Deanna Rose Children's Farmstead**

**4.8 (5793)**

### **Photo**

Image not found or type unknown

## **9/11 Memorial**

**4.9 (183)**

## **Driving Directions in Johnson County**

---

Driving Directions From Ambitious Pixels to Royal Supply Inc

Driving Directions From Quality Inn & Suites Lenexa Kansas City to Royal Supply Inc

Driving Directions From EducationDynamics LLC to Royal Supply Inc

Driving Directions From Quest Diagnostics to Royal Supply Inc

Driving Directions From Motel 6 Lenexa, KS - Kansas City Southwest to Royal Supply Inc

Driving Directions From Olathe to Royal Supply Inc

[https://www.google.com/maps/dir/Widmer+Electric+Inc./Royal+Supply+Inc/@38.935494,74.777762,14z/data=!3m1!4b1!4m14!4m13!1m5!1m1!1sChIJ4Yd\\_yN-UwlcRgCobVLjTEqo!2m2!1d-94.7477762!2d38.9354272!1m5!1m1!1sChIJ\\_XoYwMj7wlcRCNrQGPAF00Y!2m2!1d-94.7597267!2d38.9453734!3e0](https://www.google.com/maps/dir/Widmer+Electric+Inc./Royal+Supply+Inc/@38.935494,74.777762,14z/data=!3m1!4b1!4m14!4m13!1m5!1m1!1sChIJ4Yd_yN-UwlcRgCobVLjTEqo!2m2!1d-94.7477762!2d38.9354272!1m5!1m1!1sChIJ_XoYwMj7wlcRCNrQGPAF00Y!2m2!1d-94.7597267!2d38.9453734!3e0)

[https://www.google.com/maps/dir/Life+Time/Royal+Supply+Inc/@38.9641885,-94.7812141,14z/data=!3m1!4b1!4m14!4m13!1m5!1m1!1sChIJSVr6fHCUwlcRLBaYOkXK!2m2!1d-94.7812141!2d38.9641885!1m5!1m1!1sChIJ\\_XoYwMj7wlcRCNrQGPAF00Y!2m2!1d-94.7597267!2d38.9453734!3e3](https://www.google.com/maps/dir/Life+Time/Royal+Supply+Inc/@38.9641885,-94.7812141,14z/data=!3m1!4b1!4m14!4m13!1m5!1m1!1sChIJSVr6fHCUwlcRLBaYOkXK!2m2!1d-94.7812141!2d38.9641885!1m5!1m1!1sChIJ_XoYwMj7wlcRCNrQGPAF00Y!2m2!1d-94.7597267!2d38.9453734!3e3)

[https://www.google.com/maps/dir/EducationDynamics+LLC/Royal+Supply+Inc/@38.947623264,14z/data=!3m1!4b1!4m14!4m13!1m5!1m1!1sChIJuTVR8OFZwokRbiVPt4qL!2m2!1d-94.7623264!2d38.924422!1m5!1m1!1sChIJ\\_XoYwMj7wlcRCNrQGPAF00Y!2m2!1d-94.7597267!2d38.9453734!3e0](https://www.google.com/maps/dir/EducationDynamics+LLC/Royal+Supply+Inc/@38.947623264,14z/data=!3m1!4b1!4m14!4m13!1m5!1m1!1sChIJuTVR8OFZwokRbiVPt4qL!2m2!1d-94.7623264!2d38.924422!1m5!1m1!1sChIJ_XoYwMj7wlcRCNrQGPAF00Y!2m2!1d-94.7597267!2d38.9453734!3e0)

[https://www.google.com/maps/dir/Ambitious+Pixels/Royal+Supply+Inc/@38.9480783,-94.7414298,14z/data=!3m1!4b1!4m14!4m13!1m5!1m1!1sChIJb6nCI7LxwlcRN5W7Rnm!2m2!1d-94.7414298!2d38.9480783!1m5!1m1!1sChIJ\\_XoYwMj7wlcRCNrQGPAF00Y!2m2!1d-94.7597267!2d38.9453734!3e3](https://www.google.com/maps/dir/Ambitious+Pixels/Royal+Supply+Inc/@38.9480783,-94.7414298,14z/data=!3m1!4b1!4m14!4m13!1m5!1m1!1sChIJb6nCI7LxwlcRN5W7Rnm!2m2!1d-94.7414298!2d38.9480783!1m5!1m1!1sChIJ_XoYwMj7wlcRCNrQGPAF00Y!2m2!1d-94.7597267!2d38.9453734!3e3)



**Driving Directions From Heritage Park to Royal Supply Inc**

**Driving Directions From 9/11 Memorial to Royal Supply Inc**

**Driving Directions From Deanna Rose Children's Farmstead to Royal Supply Inc**

**Driving Directions From Museum at Prairiefire to Royal Supply Inc**

**Driving Directions From Ensor Park & Museum to Royal Supply Inc**

**Driving Directions From Ernie Miller Park & Nature Center to Royal Supply Inc**

[https://www.google.com/maps/dir/Ensor+Park+%26+Museum/Royal+Supply+Inc/@38.8053324,14z/data=!3m1!4b1!4m14!4m13!1m5!1m1!1sunknown!2m2!1d-94.8053324!2d38.7959836!1m5!1m1!1sChIJ\\_XoYwMj7wlcRCNrQGPAF00Y!2m2!1d-94.7597267!2d38.9453734!3e0](https://www.google.com/maps/dir/Ensor+Park+%26+Museum/Royal+Supply+Inc/@38.8053324,14z/data=!3m1!4b1!4m14!4m13!1m5!1m1!1sunknown!2m2!1d-94.8053324!2d38.7959836!1m5!1m1!1sChIJ_XoYwMj7wlcRCNrQGPAF00Y!2m2!1d-94.7597267!2d38.9453734!3e0)

[https://www.google.com/maps/dir/Museum+at+Prairiefire/Royal+Supply+Inc/@38.88194.6520905,14z/data=!3m1!4b1!4m14!4m13!1m5!1m1!1sunknown!2m2!1d-94.6520905!2d38.8819446!1m5!1m1!1sChIJ\\_XoYwMj7wlcRCNrQGPAF00Y!2m2!1d-94.7597267!2d38.9453734!3e0](https://www.google.com/maps/dir/Museum+at+Prairiefire/Royal+Supply+Inc/@38.88194.6520905,14z/data=!3m1!4b1!4m14!4m13!1m5!1m1!1sunknown!2m2!1d-94.6520905!2d38.8819446!1m5!1m1!1sChIJ_XoYwMj7wlcRCNrQGPAF00Y!2m2!1d-94.7597267!2d38.9453734!3e0)

[https://www.google.com/maps/dir/Ernie+Miller+Park+%26+Nature+Center/Royal+Supply+Inc/@38.8409835,14z/data=!3m1!4b1!4m14!4m13!1m5!1m1!1sunknown!2m2!1d-94.8409835!2d38.8967913!1m5!1m1!1sChIJ\\_XoYwMj7wlcRCNrQGPAF00Y!2m2!1d-94.7597267!2d38.9453734!3e0](https://www.google.com/maps/dir/Ernie+Miller+Park+%26+Nature+Center/Royal+Supply+Inc/@38.8409835,14z/data=!3m1!4b1!4m14!4m13!1m5!1m1!1sunknown!2m2!1d-94.8409835!2d38.8967913!1m5!1m1!1sChIJ_XoYwMj7wlcRCNrQGPAF00Y!2m2!1d-94.7597267!2d38.9453734!3e0)

[https://www.google.com/maps/dir/9%2F11+Memorial/Royal+Supply+Inc/@38.9027084,14z/data=!3m1!4b1!4m14!4m13!1m5!1m1!1sunknown!2m2!1d-94.683091!2d38.9027084!1m5!1m1!1sChIJ\\_XoYwMj7wlcRCNrQGPAF00Y!2m2!1d-94.7597267!2d38.9453734!3e0](https://www.google.com/maps/dir/9%2F11+Memorial/Royal+Supply+Inc/@38.9027084,14z/data=!3m1!4b1!4m14!4m13!1m5!1m1!1sunknown!2m2!1d-94.683091!2d38.9027084!1m5!1m1!1sChIJ_XoYwMj7wlcRCNrQGPAF00Y!2m2!1d-94.7597267!2d38.9453734!3e0)

## Reviews for Royal Supply Inc

---

### Royal Supply Inc

Image not found or type unknown

**Caleb Roye**

**(5)**

incredibly helpful staff. very educated on products and installation.

### Royal Supply Inc

Image not found or type unknown

**Ashley Foster**

**(5)**

In a rush we had to replace our tub/surround in our home. We ordered online with another supplier and had a HORRIBLE experience. A friend recommended Royal Supply and they had exactly what we needed. We paid, loaded our trailer and were gone in less than 15 minutes. They are friendly and very helpful. Would definitely recommend to family and friends.

### Royal Supply Inc

Image not found or type unknown

**J.**

**(1)**

Terrible AC install. Skipped on 90°c fittings for the electric conduit under my house, they used black electrical tape instead, I look under my house to find bare wires that are not in a conduit which is an electrical safety no no and could lead to my house burning down. Left a massive gaping hole in my insulation leaving me to deal with itchy fiberglass myself which I only discovered after a summer of high electricity bills due to terrible insulation.

### Royal Supply Inc

Image not found or type unknown

**Donald Waggoner**

**(4)**

I received a furnace installment from this place and was extremely happy with the furnace installation, but during the installation, they did something to completely make my hot water heater not work. They installed it on Friday at noon, and by the time I realized I had no hot water, it's after they closed, which left me with no hot water. Update: I had to call someone else out to help get my hot water heater fixed and operating correctly. While I am extremely grateful to the company for installing a great furnace, my final review will stay at 4 stars for the fact that the team did not address the hot water heater back to working order. I may use them for further

things in the future, but I must leave this review to help others not have the same issues as me.

## Royal Supply Inc

Image not found or type unknown

**william mann**

**(5)**

Needed an exterior door in a hurry after storm damaged mine. All the big box stores were days or weeks out on a 34x76 door. Google lead me here, I went in, asked if he had one that size, took me in their warehouse and showed me several options. Found a door I liked, and they had all the additional hardware to install I needed. One stop shop, friendly and helpful. Priced right too.

Adapting Installation Tools for Mobile Home Conditions [View GBP](#)

**Check our other pages :**

- [Addressing Vent Placement for Balanced Airflow](#)
- [Securing Air Conditioner Units Against Shifting Foundations](#)
- [Preparing Mobile Home Spaces for New HVAC Installations](#)

## Frequently Asked Questions

**What specific challenges do mobile homes present for HVAC installation tools compared to traditional homes?**

Mobile homes often have limited space and unique structural components, requiring compact and flexible tools. Their lightweight construction can also mean different material compatibility considerations compared to traditional homes.

**How can HVAC professionals adjust their toolkits to accommodate seasonal changes in mobile home environments?**

Professionals should include versatile tools that work efficiently in confined spaces and invest in equipment designed for both heating and cooling installations. Additionally, adapting tools like adjustable wrenches or multi-bit screwdrivers can help manage seasonal transitions effectively.

**Are there any specialized tools recommended specifically for mobile home HVAC installations during winter?**

Yes, insulated duct sealing tools, portable heaters for safe on-site use, and specialized insulation kits are useful. These help address heat loss issues common in mobile homes during colder months.

**What safety precautions should be taken when using installation tools in a mobile homes confined spaces?**

Ensure proper ventilation when working with adhesives or sealants, use non-slip mats to stabilize footing, wear protective gear like gloves and goggles, and ensure all electrical devices are grounded properly to prevent accidents in tight quarters.

Royal Supply Inc

Phone : +18164837979

City : Lenexa

State : KS

Zip : 66215

Address : Unknown Address

**Google Business Profile**

Company Website : <https://royal-durhamsupply.com/locations/lenexa-kansas/>

[Sitemap](#)

[Privacy Policy](#)

[About Us](#)