

Mobile Home



- **News**
- **Preparing Mobile Home Spaces for New HVAC Installations**
Preparing Mobile Home Spaces for New HVAC Installations Inspecting Existing Ductwork for Proper Fit Managing Limited Crawl Space Access for Equipment Adapting Installation Tools for Mobile Home Conditions Strategies for Reducing Vibrations and Noise Transfer Addressing Vent Placement for Balanced Airflow Securing Air Conditioner Units Against Shifting Foundations Fitting Compact Heat Pumps in Tight Areas Streamlining Installation to Minimize Home Disruption Recommended Steps for Post Installation Checks Ensuring Adequate Clearances Around Outdoor Units Evaluating the Benefits of Customized System Design
- **Breaking Down Basic Warranty Terms for HVAC Systems**
Breaking Down Basic Warranty Terms for HVAC Systems Comparing Options for Parts and Labor Coverage Understanding Extended Plans for Greater Protection Recognizing Exclusions That Affect Repair Costs Evaluating the Value of Transferable Warranties Reviewing Service Contracts for Mobile Home Units Deciding Between Standard and Extended Coverage Periods Assessing Risk Factors That Influence Warranty Selection Managing Repairs Through Manufacturer Warranty Claims Clarifying the Difference Between Warranty and Insurance Knowing When to Upgrade Coverage to Match System Age Tips for Documenting Maintenance to Preserve Warranty Validity
- **About Us**



When investing in a heating, ventilation, and air conditioning (HVAC) system, understanding the importance of warranties becomes a crucial aspect of safeguarding your investment. As these systems are significant financial commitments with long-term implications for comfort and energy efficiency, assessing the risk factors that influence warranty selection is essential.

Firstly, it's important to recognize that an HVAC warranty serves as a protective shield against potential future expenses related to system breakdowns or malfunctions. Given that HVAC systems comprise complex mechanical components prone to wear and tear over time, even minor issues can lead to costly repairs. A comprehensive warranty offers peace of mind by ensuring that such expenses are covered, thus mitigating the financial risk associated with unforeseen damages.

Duct cleaning reduces dust and allergens in mobile home HVAC systems **hvac mobile home** heat exchanger.

The process of selecting an appropriate warranty involves careful consideration of several risk factors. One primary factor is the quality and reputation of the manufacturer or installer.

Reputable companies often provide more extensive warranties because they have confidence in their product reliability. Therefore, researching the track record and customer reviews of manufacturers can provide insights into the likelihood of encountering defects or issues.

Additionally, understanding the specific climate conditions where the HVAC system will operate is vital. Systems functioning in extreme temperatures may experience accelerated wear and tear compared to those in milder climates. Consequently, selecting a warranty that covers parts most susceptible to damage under such conditions becomes imperative. For instance, compressors in air conditioning units often face higher stress levels during scorching summers; hence, ensuring adequate coverage for these components is prudent.

Another essential consideration is evaluating usage patterns and maintenance habits. Regular maintenance significantly influences an HVAC system's longevity and performance. Some warranties require proof of routine service checks as a condition for coverage validity. Therefore, assessing one's commitment to maintaining the system according to specified guidelines should guide warranty selection.

Furthermore, an often-overlooked aspect is understanding what constitutes normal wear versus warranted defects or failures within policy terms. Clarifying these distinctions helps set realistic expectations regarding coverage limitations and ensures there are no surprises when claims arise.

Finally, considering budgetary constraints alongside desired coverage levels plays a pivotal role in choosing suitable warranties without overextending financially on unnecessary options. Striking this balance ensures optimal protection tailored specifically toward individual needs while remaining cost-effective.

In conclusion, comprehending how various risk factors impact warranty choices empowers consumers making substantial investments like those required for HVAC systems' procurement decisions wisely-securing not only immediate comfort but also long-term value through strategic planning aligned with personal circumstances influencing overall satisfaction throughout ownership duration!

When contemplating the purchase of a product, particularly those with a significant price tag, consumers frequently face the decision of whether to invest in an extended warranty. This choice is far from trivial, as it involves weighing various risk factors that can significantly affect the buyer's peace of mind and financial security. Understanding these key risk factors is essential for making informed decisions about warranty selection.

One primary factor influencing warranty choices is the perceived reliability of the product. Consumers tend to evaluate how likely a product is to fail within a specific time frame based on reviews, brand reputation, and personal experiences. A product with a history of frequent malfunctions might drive consumers towards opting for comprehensive warranties as a safeguard against potential repair costs. Conversely, items known for their durability may lead buyers to forego additional coverage, trusting the inherent quality of the product.

Another critical consideration is the cost-benefit analysis associated with warranties. Consumers often conduct mental calculations comparing the upfront cost of a warranty against potential repair or replacement expenses should the product fail. If the cost of repairs is expected to be high relative to the price of an extended warranty, buyers may perceive the investment in additional coverage as worthwhile. On the other hand, if repairs are inexpensive or unlikely, purchasers might decide that warranties represent an unnecessary expenditure.

Furthermore, personal financial stability plays a crucial role in determining warranty choices. Individuals with limited disposable income might opt for warranties as a means to avoid unexpected financial strain due to unforeseen repairs or replacements. For these consumers, paying for coverage upfront provides peace of mind and protects them from future financial shocks.

The complexity and nature of technology embedded within products also heavily influence warranty decisions. Products featuring cutting-edge technology or sophisticated components may prompt consumers to consider extended warranties more seriously due to concerns over potential malfunctions that are difficult and costly to fix. In such cases, warranties offer reassurance by ensuring access to specialized repair services without incurring prohibitive costs.

Finally, purchase context and consumer behavior patterns are pivotal in shaping warranty selections. Impulse purchases or items bought under promotional pressures might lead consumers either towards hasty acceptance or outright rejection of warranties without thorough consideration. However, deliberate purchases characterized by extensive research often result in more calculated decisions regarding additional coverage.

In conclusion, assessing key risk factors affecting warranty choices requires careful consideration of multiple variables including perceived product reliability, cost-benefit analyses, personal financial situations, technological complexities, and purchasing contexts. By thoroughly evaluating these elements before making a decision on warranties, consumers can better align their choices with their needs and expectations-ultimately fostering greater satisfaction and security in their buying experience.


Adapting Installation Tools to Fit Mobile Home HVAC Requirements



Adapting installation tools to fit mobile home HVAC requirements is a nuanced endeavor that demands creativity, precision, and a keen understanding of both the unique constraints and opportunities presented by mobile homes.. The process involves not just retrofitting existing systems but also innovating new solutions that cater specifically to the needs of these structures.

Posted by on 2024-12-23

Addressing Crawl Space Challenges in Mobile Home HVAC Installations



Maintaining optimal functionality of an HVAC system in a mobile home presents unique challenges, particularly when addressing issues related to crawl spaces.. These areas, often overlooked, play a critical role in ensuring the efficiency and longevity of your HVAC system.

Posted by on 2024-12-23

Balancing Cost and Coverage in HVAC Warranty Options for Mobile Home Owners



Balancing cost and coverage in HVAC warranty options for mobile home owners is a crucial consideration that demands careful thought.. As with any significant investment, selecting the right

warranty involves navigating potential pitfalls to ensure both financial prudence and adequate protection for your HVAC systems.

Posted by on 2024-12-23

Ensuring Structural Integrity and Stability of the Mobile Home

Seasonal variations significantly impact the performance of HVAC systems, which in turn influences the risk factors associated with warranty selection. Understanding these variations is essential for both manufacturers and consumers when assessing potential risks and making informed decisions about warranty options.

HVAC systems are designed to maintain indoor air quality and comfort by regulating temperature, humidity, and ventilation. However, their efficiency can be considerably affected by seasonal changes. During winter months, HVAC systems often work harder to heat spaces against cold outdoor temperatures. This increased demand can lead to higher energy consumption and accelerated wear on components such as compressors and blowers. Similarly, during summer, the systems must cool indoor environments despite rising external temperatures, which again places additional strain on the system's components.

These seasonal pressures can lead to a higher frequency of failures or reduced efficiency if not properly managed or maintained. For instance, in colder climates, there is a risk of frozen pipes or malfunctioning heat exchangers if an HVAC system isn't adequately prepared for winter conditions. Conversely, in hotter climates, overheating issues could arise if condensers are not regularly serviced or if refrigerant levels are inadequately monitored.

These performance challenges directly influence warranty considerations. Consumers selecting warranties should consider how seasonal demands might increase the likelihood of

component failure or service needs over time. A comprehensive warranty that covers routine maintenance could mitigate some risks associated with seasonal wear and tear.

From a manufacturer's perspective, understanding how different climate zones affect HVAC performance enables them to tailor warranties that reflect realistic service expectations and potential risks. They might offer extended coverage for regions experiencing extreme weather fluctuations or provide specific maintenance schedules designed to enhance system longevity under varying seasonal pressures.

Moreover, some manufacturers may incorporate smart technology within their HVAC units to monitor system performance continuously and predict maintenance needs before problems arise. Such technological advancements could reduce unexpected breakdowns related to seasonal stressors, thus influencing the structure of their warranty offerings by potentially reducing coverage costs associated with repairs or replacements.

In conclusion, recognizing the impact of seasonal variations on HVAC performance is crucial when assessing risk factors for warranty selection. Both consumers and manufacturers need to account for these variables when defining coverage terms and maintenance schedules to ensure reliable system operation throughout diverse climatic conditions. Comprehensive warranties that address these unique challenges can provide peace of mind while optimizing performance across all seasons.



Assessing Electrical and Plumbing Connections for Compatibility

When purchasing a new product, particularly one of significant value such as an automobile or electronic appliance, the question of warranty often arises. This is not just a matter of choosing between additional costs or perceived savings; it involves assessing risk factors that can influence the overall satisfaction and financial impact of the purchase. The two primary options available to consumers are manufacturer warranties and third-party warranties, each presenting unique advantages and potential pitfalls.

Manufacturer warranties are typically offered by the company that produced the product. These warranties are designed to cover any defects in materials or workmanship for a specified period after purchase. One of the significant advantages of opting for a manufacturer warranty is the assurance of quality and reliability. Since these companies have intimate knowledge of their products, they are generally better equipped to diagnose and fix issues. Furthermore, repairs under these warranties are often performed by authorized service centers using original parts, which can be crucial for maintaining the integrity and performance of high-value items.

Conversely, third-party warranties are provided by independent companies not affiliated with the product's manufacturer. These can sometimes offer broader coverage options or extended periods beyond what manufacturers provide. For some consumers, third-party warranties may be appealing due to their flexibility or lower upfront cost. However, they come with their own set of risks that must be carefully evaluated.

One key risk factor when considering a third-party warranty is the reputation and reliability of the provider. Unlike manufacturers who have established brands and reputations to uphold, third-party companies may vary significantly in terms of service quality and financial stability. It's essential to research thoroughly about customer reviews, claim process efficiency, and longevity in business before committing to such a plan.

Another consideration is coverage specifics and exclusions outlined in the warranty contract. Third-party providers might offer seemingly comprehensive plans but could include numerous exclusions that limit their practical utility when an issue arises. Understanding what is genuinely covered versus what is excluded requires careful reading of fine print - something many consumers overlook until it's too late.

Moreover, there is also an element of risk associated with claim processing times and repair quality under third-party agreements. Delays in service authorization or access to substandard repair facilities can lead not only to inconvenience but also potentially higher out-of-pocket expenses if repairs do not meet satisfactory standards.

Ultimately, selecting between a manufacturer warranty and a third-party offering hinges on balancing cost against peace of mind while considering individual risk tolerance levels. Consumers must weigh factors such as product complexity, usage patterns, personal budget constraints alongside projected long-term ownership scenarios.

In conclusion, evaluating warranties requires more than just comparing prices; it demands an understanding of nuanced risk factors including provider reputation, coverage breadths versus limitations along with anticipated future needs. By taking these elements into account thoughtfully alongside professional advice where necessary - buyers stand poised to make informed decisions best aligned with their circumstances ensuring optimal protection without unnecessary expenditure over time.

Selecting Energy-Efficient HVAC Systems Suitable for Mobile Homes

When contemplating the purchase of extended warranties, consumers are often faced with a dilemma that involves weighing potential costs against anticipated benefits. This decision-making process can be navigated through a cost-benefit analysis, particularly when assessing the risk factors that influence warranty selection. At its core, this analysis seeks to determine whether the additional expense of an extended warranty is justified by the peace of mind and protection it offers.

The first step in evaluating whether an extended warranty makes sense is to assess the likelihood of product failure. Understanding product reliability is crucial; some items have high rates of malfunction while others rarely experience issues within their expected lifespan. For instance, electronic gadgets such as smartphones and laptops might be more prone to technical problems compared to durable goods like furniture. Thus, historical data on product performance and consumer reviews become invaluable resources in predicting potential failures.

Another critical factor influencing warranty selection is the financial impact of a possible repair or replacement without a warranty. High-cost repairs can make an extended warranty seem attractive as they mitigate substantial out-of-pocket expenses in case of unforeseen breakdowns. Conversely, if repairs are inexpensive or infrequent, investing in an extended warranty may not provide significant financial benefits.

Consumer behavior and personal preferences also play a role in this decision-making process. Risk-averse individuals are more likely to opt for extended warranties as they value security and assurance over potential cost savings. These consumers prioritize minimizing uncertainty and potential inconvenience over saving money upfront.

It's also essential to consider the specifics of what each extended warranty covers-comparing different plans can reveal discrepancies in protection scope. Some warranties cover only certain parts or types of damage, while others may offer comprehensive coverage including accidental damage or theft. The terms and conditions should be scrutinized carefully to ensure alignment with individual needs and expectations.

Additionally, examining manufacturer reliability and customer service reputation can inform decisions regarding extended warranties. Companies known for excellent customer support may resolve issues satisfactorily within standard warranty periods, thereby reducing the necessity for additional coverage.

In conclusion, performing a cost-benefit analysis for selecting an extended warranty involves examining multiple risk factors-product reliability, potential repair costs, personal risk tolerance, coverage specifics, and manufacturer reputation-all intertwined with individual consumer needs and circumstances. By methodically evaluating these elements against one another, consumers can make informed choices that align with both their financial interests and peace of mind aspirations. Ultimately, understanding these dynamics helps strike a balance between economic prudence and psychological comfort when deciding on purchasing an extended warranty.



Preparing the Installation Area: Safety and Accessibility Measures

In today's competitive marketplace, the decision to purchase a product often extends beyond its immediate features and price, reaching into the realms of consumer trust and brand reputation. These intangible elements play a critical role in shaping warranty selections, ultimately influencing consumers' purchasing decisions. As we assess the risk factors that sway these choices, it becomes evident that trust and reputation are not just buzzwords but pivotal components in the warranty decision-making process.

Consumer trust is an invaluable commodity for any brand. It is a fragile yet robust bond built over time through consistent quality, transparency, and reliability. When a consumer considers investing in a product with a warranty, their level of trust in the brand significantly impacts their choice. This is because warranties serve as promises-assurances from manufacturers that they stand by their products and will address any defects or issues within a specified period. A strong foundation of consumer trust implies that buyers believe in the brand's commitment to honoring these promises without undue hassle or subterfuge. Therefore, when assessing warranties, potential buyers are likely to lean towards brands they deem trustworthy.

Brand reputation further compounds this effect by acting as an external validation of consumer perceptions. A reputable brand typically signals quality assurance and customer satisfaction-a beacon for consumers navigating through myriad options. When evaluating warranty options, consumers often consider reputational cues as indicators of likely future experiences with product repairs or replacements. A stellar reputation can mitigate perceived risks associated with long-term ownership because it suggests that other customers have had positive encounters with both the product and post-purchase support.

However, building such trust and maintaining an impeccable reputation requires sustained effort from companies. Consistency in delivering on promises is crucial; even minor lapses can tarnish a brand's image irreparably. Transparency also plays a vital role-clear communication about what warranties cover (and what they do not) fosters informed decision-making among consumers, reducing misunderstandings and enhancing trust.

Moreover, modern consumers are more informed than ever before; they actively seek reviews and testimonials to gauge past customer experiences before making warranty decisions. In this digital age where information dissemination is rapid and far-reaching, brands cannot afford to ignore the voices of their customers expressed online.

In conclusion, consumer trust and brand reputation are deeply intertwined elements that prominently influence warranty decisions. They serve as risk mitigators for consumers wary of

unforeseen product failures or unsatisfactory service encounters post-purchase. For businesses aiming to cultivate enduring relationships with their clientele, focusing on building genuine trust and nurturing a solidly positive reputation should be at the forefront of their strategic endeavors. By doing so, they not only enhance their appeal but also position themselves favorably within an increasingly discerning market landscape where every promise matters-and every broken one leaves an indelible mark.

About Mobile home

This article is about the prefabricated structure. For the vehicle, see Recreational vehicle. For other uses, see Mobile home (disambiguation).


"Static Caravan" redirects here. For the record label, see Static Caravan Recordings.

"House on wheels" redirects here. For the South Korean variety show, see House on Wheels.

The examples and perspective in this article **deal primarily with the United States** and **do not represent a worldwide view of the subject**. You may improve this

article, discuss the issue on the talk page, or create a new article, as appropriate. (

April 2017) *(Learn how and when to remove this message)*




Mobile homes with detached single car garages

- v
- t
- e

Part of a series on

Living spaces



Main

- House: detached
- semi-detached
- terraced
- Apartment
- Bungalow
- Cottage
- Ecohouse
- Green home
- Housing project
- Human outpost
- I-house
- Ranch
- Tenement
- Condominium
- Mixed-use development
- Hotel
- Hostel
- Castle
- Public housing
- Squat
- Flophouse
- Shack
- Slum
- Shanty town
- Villa

Issues

- Affordability
- Affordability in the United States
- Executive housing
- Environmental:
- design
- planning
- racism
- Environmental security
- Eviction
- Fair housing
- Healthiness
- Homelessness
- Housing crisis
- Housing discrimination
- Housing stress
- Overpopulation
- Housing inequality
- Home ownership
- Luxury apartments
- Ownership equity
- Permit
- Rent
- Subprime lending
- Subsidized housing
- Sustainable:
- architecture
- development
- living
- Sustainable city
- Toxic hotspot
- Vagrancy

Society and politics

- Housing First
- Housing subsidy
- NIMBY
- Rapid Re-Housing
- Real estate appraisal
- Real estate bubble
- Real estate economics
- Real estate investing
- Redlining
- Rent regulation
- Right to housing
- Rent control
- Rent strike
- Tenants union
- YIMBY

Other

- Alternative lifestyle
- Assisted living
- Boomtown
- Cottage homes
- Eco-cities
- Ecovillage
- Foster care
- Green building
- Group home
- Halfway house
- Healthy community design
- Homeless shelter
- Hospital
- Local community
- Log house
- Natural building
- Nursing home
- Orphanage
- Prison
- Psychiatric hospital
- Residential care
- Residential treatment center
- Retirement community
- Retirement home
- Supportive housing
- Supported living



image not found or type unknown

Housing portal

A **mobile home** (also known as a **house trailer**, **park home**, **trailer**, or **trailer home**) is a prefabricated structure, built in a factory on a permanently attached chassis before being transported to site (either by being towed or on a trailer). Used as permanent homes, or for holiday or temporary accommodation, they are often left permanently or semi-permanently in one place, but can be moved, and may be required to move from time to time for legal reasons.

Mobile homes share the same historic origins as travel trailers, but today the two are very different, with travel trailers being used primarily as temporary or vacation homes. Behind the cosmetic work fitted at installation to hide the base, mobile homes have strong trailer frames, axles, wheels, and tow-hitches.

History

[edit]


In the United States, this form of housing goes back to the early years of cars and motorized highway travel.^[1] It was derived from the travel trailer (often referred to during the early years as "house trailers" or "trailer coaches"), a small unit with wheels attached permanently, often used for camping or extended travel. The original rationale for this type of housing was its mobility. Units were initially marketed primarily to people whose lifestyle required mobility. However, in the 1950s, the homes began to be marketed primarily as an inexpensive form of housing designed to be set up and left in a location for long periods of time or even permanently installed with a masonry foundation. Previously, units had been eight feet or fewer in width, but in 1956, the 10-foot (3.0 m) wide home ("ten-wide") was introduced, along with the new term "mobile home".^[2]

The homes were given a rectangular shape, made from pre-painted aluminum panels, rather than the streamlined shape of travel trailers, which were usually painted after assembly. All of this helped increase the difference between these homes and home/travel trailers. The smaller, "eight-wide" units could be moved simply with a car, but the larger, wider units ("ten-wide", and, later, "twelve-wide") usually required the services of a professional trucking company, and, often, a special moving permit from a state highway department. During the late 1960s and early 1970s, the homes were made even longer and wider, making the mobility of the units more difficult. Nowadays, when a factory-built home is moved to a location, it is usually kept there permanently and the mobility of the units has considerably decreased. In some states, mobile homes have been taxed as personal property if the wheels remain attached, but as real estate if the wheels are removed. Removal of the tongue and axles may also be a requirement for real estate classification.


Manufactured home

[edit]

Main article: Manufactured housing



Example of a modern manufactured home in New Alexandria, Pennsylvania. 28 by 60 feet (8.5 m × 18.3 m)




Manufactured home foundation

Mobile homes built in the United States since June 1976, legally referred to as manufactured homes, are required to meet FHA certification requirements and come with attached metal certification tags. Mobile homes permanently installed on owned land are rarely mortgageable, whereas FHA code manufactured homes are mortgageable through VA, FHA, and Fannie Mae.

Many people who could not afford a traditional site-built home, or did not desire to commit to spending a large sum of money on housing, began to see factory-built homes as a viable alternative for long-term housing needs. The units were often marketed as an alternative to apartment rental. However, the tendency of the units of this era to depreciate rapidly in resale value^[*citation needed*] made using them as collateral for loans much riskier than traditional home loans. Terms were usually limited to less than the thirty-year term typical of the general home-loan market, and interest rates were considerably higher.^[*citation needed*] In that way, mobile home loans resembled motor vehicle loans more than traditional home mortgage loans.

Construction and sizes

[edit]



Exterior wall assemblies being set in place during manufacture

Mobile homes come in two major sizes, *single-wides* and *double-wides*. Single-wides are 18 feet (5.5 m) or less in width and 90 feet (27 m) or less in length and can be towed to their site as a single unit. Double-wides are 20 feet (6.1 m) or more wide and are 90 feet (27 m) in length or less and are towed to their site in two separate units, which are then joined. *Triple-wides* and even homes with four, five, or more units are also built but less frequently.

While site-built homes are rarely moved, single-wide owners often "trade" or sell their home to a dealer in the form of the reduction of the purchase of a new home. These "used" homes are either re-sold to new owners or to park owners who use them as inexpensive rental units. Single-wides are more likely to be traded than double-wides because removing them from the site is easier. In fact, only about 5% of all double-wides will ever be moved.^[citation needed]


While an EF1 tornado might cause minor damage to a site-built home, it could do significant damage to a factory-built home, especially an older model or one that is not properly secured. Also, structural components (such as windows) are typically weaker than those in site-built homes.^[3] 70 miles per hour (110 km/h) winds can destroy a mobile home in a matter of minutes. Many brands offer optional hurricane straps, which can be used to tie the home to anchors embedded in the ground.

Regulations

[edit]

United States

[edit]



Home struck by tornado

In the United States, mobile homes are regulated by the US Department of Housing and Urban Development (HUD), via the Federal National Manufactured Housing Construction and Safety Standards Act of 1974. This national regulation has allowed many manufacturers to distribute nationwide because they are immune to the jurisdiction of local building authorities.^[4] ^[5] By contrast, producers of modular homes must abide by state and local building codes. There are, however, wind zones adopted by HUD that home builders must follow. For example, statewide, Florida is at least wind zone 2. South Florida is wind zone 3, the strongest wind zone. After Hurricane Andrew in 1992, new standards were adopted for home construction. The codes for building within these wind zones were significantly amended, which has greatly increased their durability. During the 2004 hurricanes in Florida, these standards were put to the test, with great success. Yet, older models continue to face the exposed risk to high winds because of the attachments applied such as carports, porch and screen room additions. Such areas are exposed to "wind capture" which apply extreme force to the underside of the integrated roof panel systems, ripping the fasteners through the roof pan causing a series of events which destroys the main roof system and the home.

The popularity of the factory-built homes caused complications the legal system was not prepared to handle. Originally, factory-built homes tended to be taxed as vehicles rather than real estate, which resulted in very low property tax rates for their inhabitants. That caused local governments to reclassify them for taxation purposes.

However, even with that change, rapid depreciation often resulted in the home occupants paying far less in property taxes than had been anticipated and budgeted. The ability to move many factory-built homes rapidly into a relatively small area resulted in strains to the infrastructure and governmental services of the affected areas, such as inadequate water pressure and sewage disposal, and highway congestion. That led jurisdictions to begin placing limitations on the size and density of developments.

Early homes, even those that were well-maintained, tended to depreciate over time, much like motor vehicles. That is in contrast to site-built homes which include the land they are built on and tend to appreciate in value. The arrival of mobile homes in an area tended to be regarded with alarm, in part because of the devaluation of the housing potentially spreading to preexisting structures.

This combination of factors has caused most jurisdictions to place zoning regulations on the areas in which factory-built homes are placed, and limitations on the number and density of homes permitted on any given site. Other restrictions, such as minimum size requirements, limitations on exterior colors and finishes, and foundation mandates have also been enacted. There are many jurisdictions that will not allow the placement of any additional factory-built homes. Others have strongly limited or forbidden all single-wide models, which tend to depreciate more rapidly than modern double-wide models.

Apart from all the practical issues described above, there is also the constant discussion about legal fixture and chattels and so the legal status of a trailer is or could be affected by its incorporation to the land or not. This sometimes involves such factors as whether or not the wheels have been removed.

North Carolina

[edit]

The North Carolina Board of Transportation allowed 14-foot-wide homes on the state's roads, but until January 1997, 16-foot-wide homes were not allowed. 41 states allowed 16-foot-wide homes, but they were not sold in North Carolina. Under a trial program approved January 10, 1997, the wider homes could be delivered on specific roads at certain times of day and travel 10 mph below the speed limit, with escort vehicles in front and behind.^[6]^[7] Eventually, all homes had to leave the state on interstate highways.^[8]

In December 1997, a study showed that the wider homes could be delivered safely, but some opponents still wanted the program to end.^[9] On December 2, 1999, the NC Manufactured Housing Institute asked the state Board of Transportation to expand the program to allow deliveries of 16-foot-wide homes within North Carolina.^[8] A month later, the board extended the pilot program by three months but did not vote to allow shipments within the state.^[10] In June 2000, the board voted to allow 16-foot-side homes to be shipped to other states on more two-lane roads, and to allow shipments in the state east of US 220. A third escort was required, including a law enforcement officer on two-lane roads.^[11]

New York

[edit]

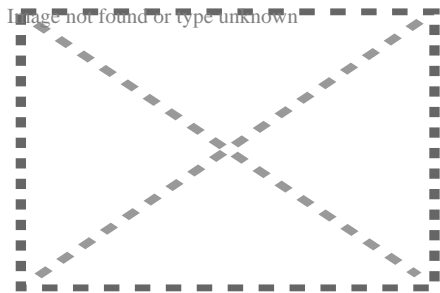
In New York State, the Homes and Community Renewal agency tracks mobile home parks and provides regulations concerning them. For example, the agency requires park owners to provide residents with a \$15,000 grant if residents are forced to move when the land is transferred to a new owner. Residents are also granted the right of first refusal for a sale of the park, however, if the owner does not evict tenants for five years, the land sale can go

ahead. State law also restricts the annual increase in land lot fee to a cap of 3 percent, unless the landowner demonstrates hardship in a local court, and can then raise the land lot fee by up to 6 percent in a year.^[12]

Mobile home parks

[edit]

Main article: Trailer park



Meadow Lanes Estates Mobile Home Park, Ames, Iowa, August 2010, during a flood

Mobile homes are often sited in land lease communities known as trailer parks (also 'trailer courts', 'mobile home parks', 'mobile home communities', 'manufactured home communities', 'factory-built home communities' etc.); these communities allow homeowners to rent space on which to place a home. In addition to providing space, the site often provides basic utilities such as water, sewer, electricity, or natural gas and other amenities such as mowing, garbage removal, community rooms, pools, and playgrounds.

There are over 38,000^[13] trailer parks in the United States ranging in size from 5 to over 1,000 home sites. Although most parks appeal to meeting basic housing needs, some communities specialize towards certain segments of the market. One subset of mobile home parks, retirement communities, restrict residents to those age 55 and older. Another subset of mobile home parks, seasonal communities, are located in popular vacation destinations or are used as a location for summer homes. In New York State, as of 2019, there were 1,811 parks with 83,929 homes.^[12]

Newer homes, particularly double-wides, tend to be built to much higher standards than their predecessors and meet the building codes applicable to most areas. That has led to a reduction in the rate of value depreciation of most used units.^[14]

Additionally, modern homes tend to be built from materials similar to those used in site-built homes rather than inferior, lighter-weight materials. They are also more likely to physically resemble site-built homes. Often, the primary differentiation in appearance is that factory-built homes tend to have less of a roof slope so that they can be readily transported underneath bridges and overpasses.^[citation needed]

The number of double-wide units sold exceeds the number of single-wides, which is due in part to the aforementioned zoning restrictions. Another reason for higher sales is the spaciousness of double-wide units, which are now comparable to site-built homes. Single-wide units are still popular primarily in rural areas, where there are fewer restrictions. They are frequently used as temporary housing in areas affected by natural disasters when restrictions are temporarily waived.^[citation needed]

Another recent trend has been parks in which the owner of the mobile home owns the lot on which their unit is parked. Some of these communities simply provide land in a homogeneous neighborhood, but others are operated more like condominiums with club homes complete with swimming pools and meeting rooms which are shared by all of the residents, who are required to pay membership fees and dues.


By country

[edit]

Mobile home (or mobile-homes) are used in many European campgrounds to refer to fixed caravans, purpose-built cabins, and even large tents, which are rented by the week or even year-round as cheap accommodation, similar to the US concept of a trailer park. Like many other US loanwords, the term is not used widely in Britain.^[citation needed]

United Kingdom

[edit]




A mobile home marketed as a holiday home

Mobile Homes or Static Caravans are popular across the United Kingdom. They are more commonly referred to as Park Homes or Leisure Lodges, depending on if they are marketed as a residential dwelling or as a second holiday home residence.

Residential Mobile homes (park homes) are built to the BS3632 standard. This standard is issued by the British Standards Institute. The institute is a UK body who produce a range of standards for businesses and products to ensure they are fit for purpose. The majority of residential parks in the UK have a minimum age limit for their residents, and are generally marketed as retirement or semi-retirement parks. Holiday Homes, static caravans or holiday

lodges aren't required to be built to BS3632 standards, but many are built to the standard.



A static caravan park on the cliffs above Beer, Devon, England

In addition to mobile homes, static caravans are popular across the UK. Static caravans have wheels and a rudimentary chassis with no suspension or brakes and are therefore transported on the back of large flatbed lorries, the axle and wheels being used for movement to the final location when the static caravan is moved by tractor or 4x4. A static caravan normally stays on a single plot for many years and has many of the modern conveniences normally found in a home.

Mobile homes are designed and constructed to be transportable by road in one or two sections. Mobile homes are no larger than 20 m x 6.8 m (65 ft 7 in x 22 ft 4 in) with an internal maximum height of 3.05 m (10 ft 0 in). Legally, mobile homes can still be defined as "caravans".


Static holiday caravans generally have sleeping accommodation for 6 to 10 people in 2, 3 or 4 bedrooms and on convertible seating in the lounge referred to as a 'pull out bed'. They tend towards a fairly "open-plan" layout, and while some units are double glazed and centrally heated for year-round use, cheaper models without double glazing or central heating are available for mainly summer use. Static caravan holiday homes are intended for leisure use and are available in 10 and 12 ft (3.0 and 3.7 m) widths, a small number in 13 and 14 ft (4.0 and 4.3 m) widths, and a few 16 ft (4.9 m) wide, consisting of two 8 ft (2.4 m) wide units joined. Generally, holiday homes are clad in painted steel panels, but can be clad in PVC, timber or composite materials. Static caravans are sited on caravan parks where the park operator of the site leases a plot to the caravan owner. There are many holiday parks in the UK in which one's own static caravan can be owned. There are a few of these parks in areas that are prone to flooding and anyone considering buying a sited static caravan needs to take particular care in checking that their site is not liable to flooding.

Static caravans can be rented on an ad-hoc basis or purchased. Purchase prices range from £25,000 to £100,000. Once purchased, static caravans have various ongoing costs including insurance, site fees, local authority rates, utility charges, winterisation and depreciation. Depending on the type of caravan and the park these costs can range from £1,000 to £40,000 per year.^[15] Some park owners used to have unfair conditions in their lease contracts but the Office of Fair Trading has produced a guidance document available for download called Unfair Terms in Holiday Caravan Agreements which aims to stop unfair practices.

Israel

[edit]

Main article: Caravan (Israel)



Posting of *caravan* in Mitzpe Hila, Israel, 1982

Many Israeli settlements and outposts are originally composed of caravans (Hebrew: קָרָוָן; *caravan*; pl. קָרָוָנִים; *caravanim*). They are constructed of light metal, are not insulated but can be outfitted with heating and air-conditioning units, water lines, recessed lighting, and floor tiling to function in a full-service capacity. Starting in 2005, prefabricated homes, named *caravillas* (Hebrew: קָרָוִילָא; a portmanteau of the words *caravan*, and *villa*, begin to replace mobile homes in many Israeli settlements.

Difference from modular homes

[edit]

Main article: Modular home

Because of similarities in the manufacturing process, some companies build both types in their factories. Modular homes are transported on flatbed trucks rather than being towed, and lack axles and an automotive-type frame. However, some modular homes are towed behind a semi-truck or toter on a frame similar to that of a trailer. The home is usually in two pieces and is hauled by two separate trucks. Each frame has five or more axles, depending on the size of the home. Once the home has reached its location, the axles and the tongue of the frame are then removed, and the home is set on a concrete foundation by a large crane.

Both styles are commonly referred to as factory-built housing, but that term's technical use is restricted to a class of homes regulated by the Federal National Mfd. Housing Construction and Safety Standards Act of 1974.

Most zoning restrictions on the homes have been found to be inapplicable or only applicable to modular homes. That occurs often after considerable litigation on the topic by affected jurisdictions and by plaintiffs failing to ascertain the difference. Most modern modulars, once fully assembled, are indistinguishable from site-built homes. Their roofs are usually transported as separate units. Newer modulars also come with roofs that can be raised during the setting process with cranes. There are also modulars with 2 to 4 storeys.

Gallery

[edit]

Construction starts with the frame.

○

Image not found or type unknown

Construction starts with the frame.

Interior wall assemblies are attached.

○

Image not found or type unknown

Interior wall assemblies are attached.

Roof assembly is set atop home.

○

Image not found or type unknown

Roof assembly is set atop home.

Drywall is completed.

○

Image not found or type unknown

Drywall is completed.

Home is ready for delivery to site.

○

Image not found or type unknown

Home is ready for delivery to site.

- A modern "triple wide" home, designed to look like an adobe home

Image not found or type unknown

**A modern "triple wide" home,
designed to look like an
adobe home**

A mobile home is being moved, California.

○

Image not found or type unknown

**A mobile home
is being moved,
California.**

- A mobile home being prepared for transport

Image not found or type unknown

A mobile home being prepared for transport

See also

[edit]

-  Housing portal
- All Parks Alliance for Change
- Campervan
- Construction trailer
- Houseboat
- Manufactured housing
- Modular home
- Motorhome
- Nomadic wagons
- Recreational vehicle
- Reefer container housing units
- Small house movement
- Trailer (vehicle)
- Trailer Park Boys
- Trailer trash
- Vardo
- Prefabricated home

References

[edit]

- [^] "Part 17, Mobile Home Parks". *ny.gov*.
- [^] "Mobile Manufactured Homes". *ct.gov*. Retrieved 28 March 2018.
- [^] "Caravan Repairs? Great Caravan Repair Deals!". *canterburycaravans.com.au*.
- [^] "Titles for Mobile Homes". *AAA Digest of Motor Laws*.
- [^] Andrews, Jeff (January 29, 2018). "HUD to explore deregulating manufactured housing". *Curbed*. Archived from the original on 2018-01-29. Retrieved 2019-04-19.
- [^] Hackett, Thomas (January 11, 1997). "Extra-wide homes to take to the road". *News & Observer*. p. A3.
- [^] Mitchell, Kirsten B. (January 10, 1997). "Wider trailer transport OK'd". *Star-News*. p. 1A.
- [^] **a b** Whitacre, Dianne (December 2, 1999). "Mobile-Home Makers Look to Squeeze on N.C. Roads". *The Charlotte Observer*. p. 1C.

9. ^ "Study: Keep Curbs on Transporting Wide Mobile Homes". *The Charlotte Observer*. December 1, 1997. p. 4C.
10. ^ Bonner, Lynn (January 7, 2000). "Program for wide mobile homes extended". *News & Observer*. p. A3.
11. ^ "Wide mobile homes given final approval". *News & Observer*. June 3, 2000. p. A3.
12. ^ **a b** Liberatore, Wendy (January 23, 2022). "Saratoga County's mobile home parks - a sign of an affordable housing crisis". *www.timesunion.com*. Retrieved January 23, 2022.
13. ^ "Database of Mobile Home Parks in the United States". Retrieved 2009-02-17.
14. ^ "Homes". *Answers.com*. Retrieved 2006-09-12.
15. ^ "Cost of a static caravan or lodge". *StaticCaravanExpert*. 28 December 2020. Retrieved 2021-03-07.

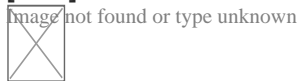
Further reading

[edit]

- Benson, J. E. (1990). Good neighbors: Ethnic relations in Garden City trailer courts. *Urban Anthropology*, 19, 361–386.
- Burch-Brown, C. (1996). *Trailers*. Charlottesville: University Press of Virginia. Text by David Rigsbee.
- Geisler, C. C., & Mitsuda, H. (1987). Mobile-home growth, regulation, and discrimination in upstate New York. *Rural Sociology*, 52, 532–543.
- Hart, J. F., Rhodes, M. J., & Morgan, J. T. (2002). *The unknown world of the mobile home*. Baltimore: Johns Hopkins University Press.
- MacTavish, K. A., & Salamon, S. (2001). Mobile home park on the prairie: A new rural community form. *Rural Sociology*, 66, 487–506.
- Moore, B. (2006). Trailer trash: The world of trailers and mobile homes in the Southwest. Laughlin: *Route 66 Magazine*.
- Thornburg, D. A. (1991). *Galloping bungalows: The rise and demise of the American house trailer*. Hamden: Archon Books.
- Wallis, A. D. (1991). *Wheel estate: The rise and decline of mobile homes*. New York: Oxford University Press.

External links

[edit]



Wikimedia Commons has media related to **Mobile homes**.

- Regulating body in the UK
- US Federal Manufactured Home Construction and Safety Standards

About Royal Supply Inc

Photo

Image not found or type unknown

Photo

Image not found or type unknown

Photo

Image not found or type unknown

Photo

Image not found or type unknown

Photo

Image not found or type unknown

Photo

Image not found or type unknown

Things To Do in Johnson County

Photo

Image not found or type unknown

Ensor Park & Museum

4.9 (19)

Photo

Museum at Prairiefire

4.3 (1149)

Photo

Image not found or type unknown

Heritage Park

4.6 (763)

Photo

Image not found or type unknown

Firefly Forest

3.9 (29)

Photo

Ernie Miller Park & Nature Center

4.7 (890)

Photo

Image not found or type unknown

Deanna Rose Children's Farmstead

4.8 (5793)

Driving Directions in Johnson County

Driving Directions From Life Time to Royal Supply Inc

Driving Directions From ECS Inc. International to Royal Supply Inc

Driving Directions From Pq Corporation to Royal Supply Inc

Driving Directions From Braun Richard E MD to Royal Supply Inc

Driving Directions From Essense of Australia to Royal Supply Inc

https://www.google.com/maps/dir/Quest+Diagnostics/Royal+Supply+Inc/@38.9461794.776076,14z/data=!3m1!4b1!4m14!4m13!1m5!1m1!1sChIJrdOOCVuUwlcRdrRtaDt594.776076!2d38.946177!1m5!1m1!1sChIJ_XoYwMj7wlcRCNrQGPAF00Y!2m2!1d-94.7597267!2d38.9453734!3e0

https://www.google.com/maps/dir/Braun+Richard+E+MD/Royal+Supply+Inc/@38.9494.7762569,14z/data=!3m1!4b1!4m14!4m13!1m5!1m1!1sChIJrdOOCVuUwlcRWy6_1F94.7762569!2d38.9466855!1m5!1m1!1sChIJ_XoYwMj7wlcRCNrQGPAF00Y!2m2!1d-94.7597267!2d38.9453734!3e3

https://www.google.com/maps/dir/Motel+6+Lenexa%2C+KS+-+Kansas+City+Southwest/Royal+Supply+Inc/@38.9519653,-94.7350223,14z/data=!3m1!4b1!4m14!4m13!1m5!1m1!1sChIJtbkSqMmUwlcRD7mzh94.7350223!2d38.9519653!1m5!1m1!1sChIJ_XoYwMj7wlcRCNrQGPAF00Y!2m2!1d-94.7597267!2d38.9453734!3e0

Driving Directions From Overland Park Arboretum & Botanical Gardens to Royal Supply Inc

Driving Directions From TimberRidge Adventure Center to Royal Supply Inc

Driving Directions From Firefly Forest to Royal Supply Inc

Driving Directions From Ernie Miller Park & Nature Center to Royal Supply Inc

Driving Directions From Deanna Rose Children's Farmstead to Royal Supply Inc

Driving Directions From Museum at Prairiefire to Royal Supply Inc

<https://www.google.com/maps/dir/9%2F11+Memorial/Royal+Supply+Inc/@38.9027094.683091,14z/data=!3m1!4b1!4m14!4m13!1m5!1m1!1sunknown!2m2!1d->

94.683091!2d38.9027084!1m5!1m1!1sChIJ_XoYwMj7wlcRCNrQGPAF00Y!2m2!1d-94.7597267!2d38.9453734!3e0

https://www.google.com/maps/dir/Johnson+County+Museum/Royal+Supply+Inc/@38.8776825,94.6682275,14z/data=!3m1!4b1!4m14!4m13!1m5!1m1!1sunknown!2m2!1d-94.6682275!2d38.9697731!1m5!1m1!1sChIJ_XoYwMj7wlcRCNrQGPAF00Y!2m2!1d-94.7597267!2d38.9453734!3e0

https://www.google.com/maps/dir/Museum+at+Prairiefire/Royal+Supply+Inc/@38.8819446,94.6520905,14z/data=!3m1!4b1!4m14!4m13!1m5!1m1!1sunknown!2m2!1d-94.6520905!2d38.8819446!1m5!1m1!1sChIJ_XoYwMj7wlcRCNrQGPAF00Y!2m2!1d-94.7597267!2d38.9453734!3e0

https://www.google.com/maps/dir/Firefly+Forest/Royal+Supply+Inc/@38.8776825,94.6869656,14z/data=!3m1!4b1!4m14!4m13!1m5!1m1!1sunknown!2m2!1d-94.6869656!2d38.8776825!1m5!1m1!1sChIJ_XoYwMj7wlcRCNrQGPAF00Y!2m2!1d-94.7597267!2d38.9453734!3e0

https://www.google.com/maps/dir/Ensor+Park+%26+Museum/Royal+Supply+Inc/@38.8053324,94.8053324,14z/data=!3m1!4b1!4m14!4m13!1m5!1m1!1sunknown!2m2!1d-94.8053324!2d38.7959836!1m5!1m1!1sChIJ_XoYwMj7wlcRCNrQGPAF00Y!2m2!1d-94.7597267!2d38.9453734!3e0

https://www.google.com/maps/dir/9%2F11+Memorial/Royal+Supply+Inc/@38.9027084,94.683091,14z/data=!3m1!4b1!4m14!4m13!1m5!1m1!1sunknown!2m2!1d-94.683091!2d38.9027084!1m5!1m1!1sChIJ_XoYwMj7wlcRCNrQGPAF00Y!2m2!1d-94.7597267!2d38.9453734!3e0

Reviews for Royal Supply Inc

Royal Supply Inc

Image not found or type unknown

william mann

(5)

Needed an exterior door in a hurry after storm damaged mine. All the big box stores were days or weeks out on a 34x76 door. Google lead me here, I went in, asked if he had one that size, took me in their warehouse and showed me several options. Found a door I liked, and they had all the additional hardware to install I

needed. One stop shop, friendly and helpful. Priced right too.

Royal Supply Inc

Image not found or type unknown

Ashley Foster

(5)

In a rush we had to replace our tub/surround in our home. We ordered online with another supplier and had a HORRIBLE experience. A friend recommended Royal Supply and they had exactly what we needed. We paid, loaded our trailer and were gone in less than 15 minutes. They are friendly and very helpful. Would definitely recommend to family and friends.

Royal Supply Inc

Image not found or type unknown

Donald Waggoner

(4)

I received a furnace installment from this place and was extremely happy with the furnace installation, but during the installation, they did something to completely make my hot water heater not work. They installed it on Friday at noon, and by the time I realized I had no hot water, it's after they closed, which left me with no hot water. Update: I had to call someone else out to help get my hot water heater fixed and operating correctly. While I am extremely grateful to the company for installing a great furnace, my final review will stay at 4 stars for the fact that the team did not address the hot water heater back to working order. I may use them for further things in the future, but I must leave this review to help others not have the same issues as me.

Royal Supply Inc

Image not found or type unknown

Caleb Roye

(5)

incredibly helpful staff. very educated on products and installation.

Royal Supply Inc

Image not found or type unknown

J.

(1)

Terrible AC install. Skipped on 90°c fittings for the electric conduit under my house, they used black electrical tape instead, I look under my house to find bare wires that are not in a conduit which is an electrical safety no no and could lead to my house burning down. Left a massive gaping hole in my

insulation leaving me to deal with itchy fiberglass myself which I only discovered after a summer of high electricity bills due to terrible insulation.

Assessing Risk Factors That Influence Warranty Selection [View GBP](#)

Check our other pages :

- [Adapting Installation Tools for Mobile Home Conditions](#)
- [Managing Repairs Through Manufacturer Warranty Claims](#)
- [Assessing Risk Factors That Influence Warranty Selection](#)
- [Fitting Compact Heat Pumps in Tight Areas](#)
- [Recognizing Exclusions That Affect Repair Costs](#)

Royal Supply Inc

Phone : +18164837979

City : Lenexa

State : KS

Zip : 66215

Address : Unknown Address

[Google Business Profile](#)

Company Website : <https://royal-durhamsupply.com/locations/lenexa-kansas/>

[Sitemap](#)

[Privacy Policy](#)

[About Us](#)