

Mobile Home



- **News**
- **Preparing Mobile Home Spaces for New HVAC Installations**
Preparing Mobile Home Spaces for New HVAC Installations Inspecting Existing Ductwork for Proper Fit Managing Limited Crawl Space Access for Equipment Adapting Installation Tools for Mobile Home Conditions Strategies for Reducing Vibrations and Noise Transfer Addressing Vent Placement for Balanced Airflow Securing Air Conditioner Units Against Shifting Foundations Fitting Compact Heat Pumps in Tight Areas Streamlining Installation to Minimize Home Disruption Recommended Steps for Post Installation Checks Ensuring Adequate Clearances Around Outdoor Units Evaluating the Benefits of Customized System Design
- **Breaking Down Basic Warranty Terms for HVAC Systems**
Breaking Down Basic Warranty Terms for HVAC Systems Comparing Options for Parts and Labor Coverage Understanding Extended Plans for Greater Protection Recognizing Exclusions That Affect Repair Costs Evaluating the Value of Transferable Warranties Reviewing Service Contracts for Mobile Home Units Deciding Between Standard and Extended Coverage Periods Assessing Risk Factors That Influence Warranty Selection Managing Repairs Through Manufacturer Warranty Claims Clarifying the Difference Between Warranty and Insurance Knowing When to Upgrade Coverage to Match System Age Tips for Documenting Maintenance to Preserve Warranty Validity
- **About Us**



Installing heat pumps in tight spaces presents a unique set of challenges that demand creativity, precision, and expertise. Technicians need training specific to mobile home HVAC systems **mobile home hvac repair** air conditioning. As urban living spaces become increasingly compact, the need for efficient heating solutions like heat pumps has grown. However, fitting these systems into limited areas is not without its hurdles.

One of the primary challenges is the physical space constraint itself. Heat pumps require sufficient room for installation and maintenance access. In tight quarters, finding a spot that can accommodate both the indoor and outdoor units while allowing for proper airflow and servicing can be arduous. Installers must carefully assess the available space and often need to redesign or modify existing layouts to make room for these components.

Another significant challenge lies in ensuring optimal performance within confined spaces. Heat pumps operate most efficiently when they have adequate ventilation to dissipate heat effectively. In cramped environments, poor airflow can lead to reduced efficiency and increased energy consumption. Installers must pay close attention to placement and may need to incorporate additional ventilation solutions or select models specifically designed for tighter installations.

Noise is also a concern when installing heat pumps in small areas. These systems can generate sound during operation, which might be amplified in enclosed spaces, potentially leading to discomfort for residents. Selecting quieter models or implementing noise-reducing measures becomes essential in such scenarios.

Moreover, navigating building codes and regulations adds another layer of complexity. Many jurisdictions have specific requirements regarding the placement and installation of heating systems, especially in multi-unit buildings or historic properties where alterations are limited. Ensuring compliance while achieving an effective installation requires thorough knowledge of local regulations and often necessitates collaboration with architects or engineers.

Finally, cost considerations cannot be ignored. Installing heat pumps in tight spaces may require custom solutions or additional equipment, leading to higher expenses compared to standard installations. Homeowners must weigh these costs against the long-term benefits of improved energy efficiency and comfort.

In conclusion, while installing heat pumps in tight spaces poses several challenges-ranging from spatial limitations and performance issues to regulatory hurdles-these obstacles can be overcome with careful planning and expert execution. By addressing these challenges head-on, homeowners can enjoy the numerous advantages that modern heat pump technology offers even within confined living environments.

Inspecting and Upgrading Insulation and Ventilation —

- Evaluating Space Requirements for New HVAC Systems
- Inspecting and Upgrading Insulation and Ventilation
- Ensuring Structural Integrity and Stability of the Mobile Home
- Assessing Electrical and Plumbing Connections for Compatibility
- Selecting Energy-Efficient HVAC Systems Suitable for Mobile Homes
- Preparing the Installation Area: Safety and Accessibility Measures

In an era where urbanization is rapidly advancing and living spaces are becoming increasingly compact, the challenge of fitting essential appliances into limited areas is more relevant than ever. One such appliance is the heat pump-a vital component for modern heating and cooling systems. As homes and buildings grow smaller, assessing space constraints and requirements for installing compact heat pumps in tight areas becomes a critical task.

The first step in this assessment involves understanding the specific spatial limitations of the installation area. This includes measuring not just the floor space but also considering vertical dimensions, access points, and any potential obstructions such as plumbing or electrical fixtures. It's important to note that heat pumps require adequate airflow to function efficiently; thus, ensuring enough clearance around the unit is crucial to prevent overheating or reduced performance.

Equally significant is identifying the type of compact heat pump suitable for the given environment. Advances in technology have led to a variety of models designed specifically for small spaces, including wall-mounted units and slimline floor models. These options often come with flexible ductwork or even ductless designs, allowing them to be installed in unconventional spaces like attics or under staircases without sacrificing functionality.

Once a suitable model has been identified, it's necessary to consider the logistical aspects of installation. This includes evaluating how technicians will access the site with their equipment and whether modifications to existing structures are needed-such as creating additional ventilation openings or reinforcing walls to support heavier units. In many cases, working closely with professionals who specialize in HVAC systems can provide valuable insights into optimizing installations within constrained environments.

Furthermore, it's important not only to consider immediate space needs but also future-proofing installations against evolving demands. For instance, as energy efficiency standards continue to rise globally, ensuring that there is room for potential upgrades or maintenance tasks can save homeowners from costly renovations down the line.

In conclusion, while fitting compact heat pumps into tight spaces presents its challenges, these can be effectively managed through a thorough assessment of spatial constraints and careful planning regarding unit selection and installation logistics. By embracing innovative designs tailored for small areas and engaging professional expertise when needed, homeowners can enjoy the benefits of efficient heating and cooling without compromising on space or style. As we move forward into an increasingly urbanized world, these considerations will become ever more central to sustainable living solutions.

Adapting Installation Tools to Fit Mobile Home HVAC Requirements



Adapting installation tools to fit mobile home HVAC requirements is a nuanced endeavor that demands creativity, precision, and a keen understanding of both the unique constraints and opportunities presented by mobile homes.. The process involves not just retrofitting existing systems but also innovating new solutions that cater specifically to the needs of these structures.

Posted by on 2024-12-23

Addressing Crawl Space Challenges in Mobile Home HVAC Installations



Maintaining optimal functionality of an HVAC system in a mobile home presents unique challenges, particularly when addressing issues related to crawl spaces.. These areas, often overlooked, play a critical role in ensuring the efficiency and longevity of your HVAC system.

Posted by on 2024-12-23


Balancing Cost and Coverage in HVAC Warranty Options for Mobile Home Owners



Balancing cost and coverage in HVAC warranty options for mobile home owners is a crucial consideration that demands careful thought.. As with any significant investment, selecting the right warranty involves navigating potential pitfalls to ensure both financial prudence and adequate protection for your HVAC systems.

Posted by on 2024-12-23

Ensuring Proper Vent Placement in Mobile Home HVAC Systems



Ensuring proper vent placement in mobile home HVAC systems is crucial for maintaining efficiency and ensuring that indoor air quality remains high.. Mobile homes, by their very design, often present unique challenges when it comes to heating, ventilation, and air conditioning.

Posted by on 2024-12-23

Ensuring Structural Integrity and Stability of the Mobile Home

In the ever-evolving landscape of modern living, space often comes at a premium. As urban areas expand and residential spaces shrink, the need for efficient and compact solutions becomes paramount. One area where this challenge is particularly pronounced is in the installation of heat pumps. Fitting compact heat pumps into tight areas requires innovative design solutions that not only maximize functionality but also ensure sustainability and convenience.

Heat pumps are renowned for their energy efficiency and environmental benefits, making them a popular choice for homeowners seeking to reduce their carbon footprint. However, their installation can be challenging in confined spaces such as small apartments or houses with limited utility room. To address this challenge, designers and engineers have been

working tirelessly to develop innovative solutions that allow these systems to be seamlessly integrated into compact environments.

One such solution involves the development of modular heat pump units. These units are designed to be flexible and adaptable, allowing them to fit into a variety of spaces without compromising on performance. By incorporating modularity into their design, manufacturers can offer units that can be easily customized to meet specific spatial constraints. This not only facilitates easier installation but also reduces the need for extensive renovations or structural changes in homes.

Another approach focuses on vertical integration. By utilizing vertical space more effectively, heat pumps can be installed in previously underutilized areas such as narrow closets or alongside existing building infrastructure. This method often involves designing slimmer units with advanced components that maintain high efficiency while minimizing physical footprint.


Furthermore, smart technology plays a vital role in fitting heat pumps into tight areas. Modern systems come equipped with intelligent controls that optimize operation based on real-time data inputs such as weather conditions or occupancy levels within the home. This reduces unnecessary energy consumption and ensures that even smaller systems operate at peak efficiency.

Moreover, noise reduction technologies have become crucial in making these installations viable in compact environments where sound pollution could otherwise be a concern. Advances in acoustic engineering ensure that today's compact heat pumps operate quietly without disturbing inhabitants' peace.

Finally, collaboration between architects, engineers, and interior designers from the outset of construction projects is essential for integrating these systems seamlessly into new builds or renovations. By considering heating requirements from an early stage alongside aesthetic considerations like cabinetry finishes or wall color schemes ensures cohesion between form and function-a hallmark of truly innovative design solutions.

In conclusion, fitting compact heat pumps into tight areas demands creativity coupled with technical acumen-qualities embodied by today's forward-thinking industry professionals dedicated towards sustainable living practices despite spatial limitations faced increasingly across global urban centers today!





Assessing Electrical and Plumbing Connections for Compatibility

Selecting the right heat pump for limited areas is a crucial consideration for homeowners and businesses alike, especially as we strive to optimize energy efficiency within compact spaces. Heat pumps have become an increasingly popular choice for heating and cooling due to their efficient use of energy and ability to provide comfort throughout the year. However, fitting compact heat pumps in tight areas requires careful planning and an understanding of both spatial constraints and system capabilities.

When dealing with limited space, one of the primary considerations is the size of the heat pump itself. Compact units are specifically designed to fit into smaller areas without sacrificing performance. These models often have a smaller footprint or can be wall-mounted, which helps in saving valuable floor space. It's essential to choose a unit that not only fits physically within the designated area but also meets the heating and cooling demands of that space.

Another critical factor is the installation process. Tight spaces may present challenges such as limited access for maintenance and restricted airflow, which can affect the efficiency and longevity of the system. Therefore, it's advisable to consult with HVAC professionals who have experience in working with compact spaces. They can offer insights into proper placement—such as ensuring adequate clearance around the unit for airflow—and they can suggest modifications or accessories that might enhance performance.

Additionally, noise levels should be considered when selecting a heat pump for confined areas. Smaller spaces might amplify sounds more than larger ones do, so opting for a model known for quiet operation could significantly enhance comfort levels within your home or office environment.

Energy efficiency ratings are another aspect not to be overlooked. In small spaces where every square foot counts, having an energy-efficient system can lead to significant savings on utility bills over time while also minimizing environmental impact. Look for units with high Seasonal Energy Efficiency Ratios (SEER) or Heating Seasonal Performance Factors (HSPF).

Lastly, consider future-proofing your investment by choosing systems that allow for technology integration or upgrades. Smart thermostats or connectivity options like remote control via smartphone apps can add convenience by allowing you to monitor and adjust settings regardless of your physical proximity to the unit.

In conclusion, selecting the right heat pump for limited areas involves balancing spatial constraints with efficiency needs and functional requirements. By focusing on size suitability,

installation logistics, noise levels, energy ratings, and technological capabilities, you can ensure that even tight spaces benefit from modern heating and cooling solutions without compromise.

Selecting Energy-Efficient HVAC Systems Suitable for Mobile Homes

In today's world of ever-expanding urban landscapes and shrinking living spaces, the demand for efficient and compact heating solutions has never been more critical. As our homes and offices continue to grow smaller, the challenge of fitting essential systems like heat pumps into tight areas becomes increasingly significant. Installation techniques for optimizing space efficiency in these scenarios are crucial to ensure both functionality and comfort without compromising on the aesthetic or structural integrity of a building.

Fitting compact heat pumps into confined spaces requires a thoughtful approach that combines innovation with practicality. The first step is understanding the specific spatial constraints and energy needs of the environment. This involves meticulous planning and measurement to identify potential locations where a heat pump could be installed without interfering with daily activities or existing structures.

One common technique is utilizing vertical space. In many cases, walls can be leveraged to mount units, keeping floor space clear for other uses. Wall-mounted heat pumps are particularly useful in apartments or small homes where every square foot counts. These units can often be placed high on walls, ensuring they do not obstruct movement or furniture placement while still effectively distributing warm air throughout the area.

Another effective strategy is integrating heat pumps into multifunctional furniture or fixtures. For instance, bench seating can be designed with compartments that house heating units,

seamlessly blending them into the room's design while providing both warmth and seating. Similarly, cabinetry or shelving can incorporate hidden compartments for housing these systems, making them virtually invisible yet fully operational.

The use of ductless mini-split systems also offers an innovative solution for tight spaces. These systems consist of an outdoor compressor unit connected to one or more indoor air-handling units by a conduit consisting of power cables, refrigerant tubing, suction tubing, and a condensate drain. Their flexible installation options allow for indoor units to be placed strategically in various rooms without requiring extensive ductwork, making them ideal for retrofitting older buildings where traditional HVAC installations would be impractical.

Moreover, advancements in technology have led to the development of ultra-compact models specifically designed for small spaces. These modern heat pumps boast high-efficiency ratings while reducing their physical footprint significantly compared to their predecessors. By selecting such models during installation planning, homeowners and builders can optimize space usage without sacrificing performance.

Finally, collaboration with experienced professionals cannot be understated when installing compact heat pumps in tight areas. Skilled installers bring valuable insights from previous projects that can help navigate challenges unique to each space efficiently and effectively.

In conclusion, as we continue adapting our living environments within constrained urban settings around sustainable practices like using efficient heating solutions becomes paramount - mastering installation techniques tailored towards optimizing available real estate emerges as key player contributing towards this goal!





Preparing the Installation Area: Safety and Accessibility Measures

Fitting compact heat pumps in restricted spaces presents unique maintenance considerations that must be carefully addressed to ensure optimal performance and longevity. As cities grow denser and urban living spaces become increasingly confined, the demand for innovative heating solutions like compact heat pumps has surged. These systems not only offer energy efficiency but also provide a sustainable alternative to traditional heating methods. However, their installation in tight areas comes with its own set of challenges that require thoughtful planning and regular upkeep.

Firstly, the accessibility of the system is a paramount concern. In cramped environments, installing a compact heat pump often means that space for routine maintenance tasks is limited. This can complicate procedures such as cleaning filters, checking refrigerant levels, or inspecting electrical components. To mitigate these issues, it is crucial during the installation phase to design an access plan that allows technicians to easily reach all necessary parts of the system without having to disassemble significant portions of it. This might involve strategic placement of panels or removable sections that facilitate easy entry for maintenance personnel.

Moreover, ventilation is another critical factor when considering maintenance in restricted spaces. Compact heat pumps need adequate airflow to operate efficiently and prevent overheating. In tight installations, ensuring proper ventilation can be challenging but essential; otherwise, the system could experience reduced performance or even premature failure. Regular checks should be scheduled to confirm that vents remain unobstructed and dust-free. Additionally, incorporating sensor technology can help monitor air quality around the unit and alert homeowners or facility managers if conditions become suboptimal.

Noise is an often overlooked aspect of maintaining compact heat pumps in confined areas. Given their proximity to living quarters or working spaces, it's important for these systems to operate quietly without causing disturbances. Routine inspections should include assessments of noise levels since excessive noise may indicate underlying issues such as loose components or failing parts that need attention.

Lastly, proactive monitoring systems can play a vital role in maintaining compact heat pumps situated in restricted spaces. Advances in smart technology allow for continuous tracking of system performance through mobile apps or integrated home management systems. These tools provide real-time data on energy consumption and alert users to potential problems before they escalate into costly repairs.


In conclusion, while fitting compact heat pumps into tight areas offers substantial benefits in terms of energy efficiency and space-saving solutions, it does necessitate careful consideration regarding maintenance practices. By prioritizing accessibility during installation, ensuring adequate ventilation, managing noise levels effectively, and leveraging smart monitoring technologies, owners can enjoy reliable operation and extend the lifespan of their compact heating systems even within the confines of restricted urban environments.

About Mobile home

This article is about the prefabricated structure. For the vehicle, see Recreational vehicle. For other uses, see Mobile home (disambiguation). "Static Caravan" redirects here. For the record label, see Static Caravan Recordings. "House on wheels" redirects here. For the South Korean variety show, see House on Wheels.

The examples and perspective in this article **deal primarily with the United States and do not represent a worldwide view of the subject**. You may improve this article, discuss the issue on the talk page, or create a new article, as appropriate. *(April 2017)* *(Learn how and when to remove this message)*

Image not found or type unknown



Mobile homes with detached single car garages

- v
- t
- e

Part of a series on
Living spaces

Image not found or type unknown



Main

- House: detached
- semi-detached
- terraced
- Apartment
- Bungalow
- Cottage
- Ecohouse
- Green home
- Housing project
- Human outpost
- I-house
- Ranch
- Tenement
- Condominium
- Mixed-use development
- Hotel
- Hostel
- Castle
- Public housing
- Squat
- Flophouse
- Shack
- Slum
- Shanty town
- Villa

Issues

- Affordability
- Affordability in the United States
- Executive housing
- Environmental:
 - design
 - planning
 - racism
- Environmental security
- Eviction
- Fair housing
- Healthiness
- Homelessness
- Housing crisis
- Housing discrimination
- Housing stress
- Overpopulation
- Housing inequality
- Home ownership
- Luxury apartments
- Ownership equity
- Permit
- Rent
- Subprime lending
- Subsidized housing
- Sustainable:
 - architecture
 - development
 - living
- Sustainable city
- Toxic hotspot
- Vagrancy

Society and politics

- Housing First
- Housing subsidy
- NIMBY
- Rapid Re-Housing
- Real estate appraisal
- Real estate bubble
- Real estate economics
- Real estate investing
- Redlining
- Rent regulation
- Right to housing
- Rent control
- Rent strike
- Tenants union
- YIMBY

Other

- Alternative lifestyle
- Assisted living
- Boomtown
- Cottage homes
- Eco-cities
- Ecovillage
- Foster care
- Green building
- Group home
- Halfway house
- Healthy community design
- Homeless shelter
- Hospital
- Local community
- Log house
- Natural building
- Nursing home
- Orphanage
- Prison
- Psychiatric hospital
- Residential care
- Residential treatment center
- Retirement community
- Retirement home
- Supportive housing
- Supported living



not found or type unknown

Housing portal

A **mobile home** (also known as a **house trailer**, **park home**, **trailer**, or **trailer home**) is a prefabricated structure, built in a factory on a permanently attached chassis before being transported to site (either by being towed or on a trailer). Used as permanent homes, or for holiday or temporary accommodation, they are often left permanently or semi-permanently in one place, but can be moved, and may be required to move from time to time for legal reasons.

Mobile homes share the same historic origins as travel trailers, but today the two are very different, with travel trailers being used primarily as temporary or vacation homes. Behind the cosmetic work fitted at installation to hide the base, mobile homes have strong trailer frames, axles, wheels, and tow-hitches.

History

[edit]

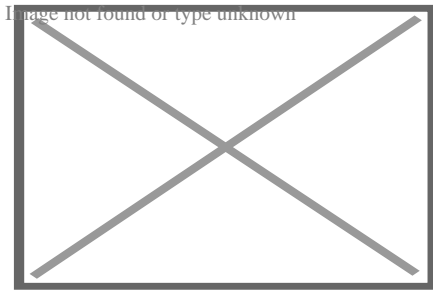
In the United States, this form of housing goes back to the early years of cars and motorized highway travel.^[1] It was derived from the travel trailer (often referred to during the early years as "house trailers" or "trailer coaches"), a small unit with wheels attached permanently, often used for camping or extended travel. The original rationale for this type of housing was its mobility. Units were initially marketed primarily to people whose lifestyle required mobility. However, in the 1950s, the homes began to be marketed primarily as an inexpensive form of housing designed to be set up and left in a location for long periods of time or even permanently installed with a masonry foundation. Previously, units had been eight feet or fewer in width, but in 1956, the 10-foot (3.0 m) wide home ("ten-wide") was introduced, along with the new term "mobile home".^[2]

The homes were given a rectangular shape, made from pre-painted aluminum panels, rather than the streamlined shape of travel trailers, which were usually painted after assembly. All of this helped increase the difference between these homes and home/travel trailers. The smaller, "eight-wide" units could be moved simply with a car, but the larger, wider units ("ten-wide", and, later, "twelve-wide") usually required the services of a professional trucking company, and, often, a special moving permit from a state highway department. During the late 1960s and early 1970s, the homes were made even longer and wider, making the mobility of the units more difficult. Nowadays, when a factory-built home is moved to a location, it is usually kept there permanently and the mobility of the units has considerably decreased. In some states, mobile homes have been taxed as personal property if the wheels remain attached, but as real estate if the wheels are removed. Removal of the tongue and axles may also be a requirement for real estate classification.


Manufactured home

[edit]

Main article: Manufactured housing



Example of a modern manufactured home in New Alexandria, Pennsylvania.
28 by 60 feet (8.5 m × 18.3 m)




Manufactured home foundation

Mobile homes built in the United States since June 1976, legally referred to as manufactured homes, are required to meet FHA certification requirements and come with attached metal certification tags. Mobile homes permanently installed on owned land are rarely mortgageable, whereas FHA code manufactured homes are mortgageable through VA, FHA, and Fannie Mae.

Many people who could not afford a traditional site-built home, or did not desire to commit to spending a large sum of money on housing, began to see factory-built homes as a viable alternative for long-term housing needs. The units were often marketed as an alternative to apartment rental. However, the tendency of the units of this era to depreciate rapidly in resale value^[*citation needed*] made using them as collateral for loans much riskier than traditional home loans. Terms were usually limited to less than the thirty-year term typical of the general home-loan market, and interest rates were considerably higher.^[*citation needed*] In that way, mobile home loans resembled motor vehicle loans more than traditional home mortgage loans.

Construction and sizes

[edit]



Exterior wall assemblies being set in place during manufacture

Mobile homes come in two major sizes, *single-wides* and *double-wides*. Single-wides are 18 feet (5.5 m) or less in width and 90 feet (27 m) or less in length and can be towed to their site as a single unit. Double-wides are 20 feet (6.1 m) or more wide and are 90 feet (27 m) in length or less and are towed to their site in two separate units, which are then joined. *Triple-wides* and even homes with four, five, or more units are also built but less frequently.

While site-built homes are rarely moved, single-wide owners often "trade" or sell their home to a dealer in the form of the reduction of the purchase of a new home. These "used" homes are either re-sold to new owners or to park owners who use them as inexpensive rental units. Single-wides are more likely to be traded than double-wides because removing them from the site is easier. In fact, only about 5% of all double-wides will ever be moved.^[*citation needed*]


While an EF1 tornado might cause minor damage to a site-built home, it could do significant damage to a factory-built home, especially an older model or one that is not properly secured. Also, structural components (such as windows) are typically weaker than those in site-built homes.^[3] 70 miles per hour (110 km/h) winds can destroy a mobile home in a matter of minutes. Many brands offer optional hurricane straps, which can be used to tie the home to anchors embedded in the ground.

Regulations

[edit]

United States

[edit]



Home struck by tornado

In the United States, mobile homes are regulated by the US Department of Housing and Urban Development (HUD), via the Federal National Manufactured Housing Construction and Safety Standards Act of 1974. This national regulation has allowed many manufacturers to distribute nationwide because they are immune to the jurisdiction of local building authorities.^[4]^[5] By contrast, producers of modular homes must abide by state and local building codes. There are, however, wind zones adopted by HUD that home builders must follow. For example, statewide, Florida is at least wind zone 2. South Florida is wind zone 3, the strongest wind zone. After Hurricane Andrew in 1992, new standards were adopted for home construction. The codes for building within these wind zones were significantly amended, which has greatly increased their durability. During the 2004 hurricanes in Florida, these standards were put to the test, with great success. Yet, older models continue to face the exposed risk to high winds because of the attachments applied such as carports, porch and screen room additions. Such areas are exposed to "wind capture" which apply extreme force to the underside of the integrated roof panel systems, ripping the fasteners through the roof pan causing a series of events which destroys the main roof system and the home.

The popularity of the factory-built homes caused complications the legal system was not prepared to handle. Originally, factory-built homes tended to be taxed as vehicles rather than real estate, which resulted in very low property tax rates for their inhabitants. That caused local governments to reclassify them for taxation purposes.

However, even with that change, rapid depreciation often resulted in the home occupants paying far less in property taxes than had been anticipated and budgeted. The ability to move many factory-built homes rapidly into a relatively small area resulted in strains to the infrastructure and governmental services of the affected areas, such as inadequate water pressure and sewage disposal, and highway congestion. That led jurisdictions to begin placing limitations on the size and density of developments.

Early homes, even those that were well-maintained, tended to depreciate over time, much like motor vehicles. That is in contrast to site-built homes which include the land they are built on and tend to appreciate in value. The arrival of mobile homes in an

area tended to be regarded with alarm, in part because of the devaluation of the housing potentially spreading to preexisting structures.

This combination of factors has caused most jurisdictions to place zoning regulations on the areas in which factory-built homes are placed, and limitations on the number and density of homes permitted on any given site. Other restrictions, such as minimum size requirements, limitations on exterior colors and finishes, and foundation mandates have also been enacted. There are many jurisdictions that will not allow the placement of any additional factory-built homes. Others have strongly limited or forbidden all single-wide models, which tend to depreciate more rapidly than modern double-wide models.

Apart from all the practical issues described above, there is also the constant discussion about legal fixture and chattels and so the legal status of a trailer is or could be affected by its incorporation to the land or not. This sometimes involves such factors as whether or not the wheels have been removed.

North Carolina

[edit]

The North Carolina Board of Transportation allowed 14-foot-wide homes on the state's roads, but until January 1997, 16-foot-wide homes were not allowed. 41 states allowed 16-foot-wide homes, but they were not sold in North Carolina. Under a trial program approved January 10, 1997, the wider homes could be delivered on specific roads at certain times of day and travel 10 mph below the speed limit, with escort vehicles in front and behind.^[6]^[7] Eventually, all homes had to leave the state on interstate highways.^[8]

In December 1997, a study showed that the wider homes could be delivered safely, but some opponents still wanted the program to end.^[9] On December 2, 1999, the NC Manufactured Housing Institute asked the state Board of Transportation to expand the program to allow deliveries of 16-foot-wide homes within North Carolina.^[8] A month later, the board extended the pilot program by three months but did not vote to allow shipments within the state.^[10] In June 2000, the board voted to allow 16-foot-side homes to be shipped to other states on more two-lane roads, and to allow shipments in the state east of US 220. A third escort was required, including a law enforcement officer on two-lane roads.^[11]

New York

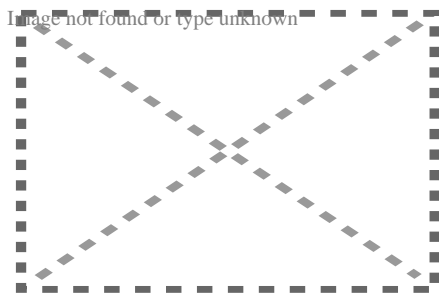
[edit]

In New York State, the Homes and Community Renewal agency tracks mobile home parks and provides regulations concerning them. For example, the agency requires park owners to provide residents with a \$15,000 grant if residents are forced to move when the land is transferred to a new owner. Residents are also granted the right of first refusal for a sale of the park, however, if the owner does not evict tenants for five years, the land sale can go ahead. State law also restricts the annual increase in land lot fee to a cap of 3 percent, unless the landowner demonstrates hardship in a local court, and can then raise the land lot fee by up to 6 percent in a year.^[12]

Mobile home parks

[edit]

Main article: Trailer park



Meadow Lanes Estates Mobile Home Park, Ames, Iowa, August 2010, during a flood

Mobile homes are often sited in land lease communities known as trailer parks (also 'trailer courts', 'mobile home parks', 'mobile home communities', 'manufactured home communities', 'factory-built home communities' etc.); these communities allow homeowners to rent space on which to place a home. In addition to providing space, the site often provides basic utilities such as water, sewer, electricity, or natural gas and other amenities such as mowing, garbage removal, community rooms, pools, and playgrounds.

There are over 38,000^[13] trailer parks in the United States ranging in size from 5 to over 1,000 home sites. Although most parks appeal to meeting basic housing needs, some communities specialize towards certain segments of the market. One subset of mobile home parks, retirement communities, restrict residents to those age 55 and older. Another subset of mobile home parks, seasonal communities, are located in popular vacation destinations or are used as a location for summer homes. In New York State, as of 2019, there were 1,811 parks with 83,929 homes.^[12]

Newer homes, particularly double-wides, tend to be built to much higher standards than their predecessors and meet the building codes applicable to most areas. That has led to a reduction in the rate of value depreciation of most used units.^[14]

Additionally, modern homes tend to be built from materials similar to those used in site-built homes rather than inferior, lighter-weight materials. They are also more likely to physically resemble site-built homes. Often, the primary differentiation in appearance is that factory-built homes tend to have less of a roof slope so that they can be readily transported underneath bridges and overpasses.^[citation needed]

The number of double-wide units sold exceeds the number of single-wides, which is due in part to the aforementioned zoning restrictions. Another reason for higher sales is the spaciousness of double-wide units, which are now comparable to site-built homes. Single-wide units are still popular primarily in rural areas, where there are fewer restrictions. They are frequently used as temporary housing in areas affected by natural disasters when restrictions are temporarily waived.^[citation needed]

Another recent trend has been parks in which the owner of the mobile home owns the lot on which their unit is parked. Some of these communities simply provide land in a homogeneous neighborhood, but others are operated more like condominiums with club homes complete with swimming pools and meeting rooms which are shared by all of the residents, who are required to pay membership fees and dues.

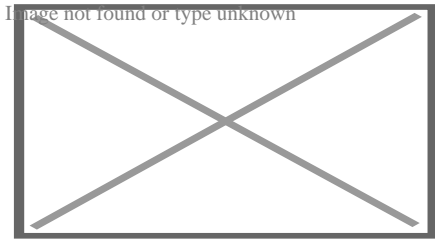
By country

[edit]

Mobile home (or mobile-homes) are used in many European campgrounds to refer to fixed caravans, purpose-built cabins, and even large tents, which are rented by the week or even year-round as cheap accommodation, similar to the US concept of a trailer park. Like many other US loanwords, the term is not used widely in Britain.^[citation needed]

United Kingdom


[edit]



A mobile home marketed as a holiday home

Mobile Homes or Static Caravans are popular across the United Kingdom. They are more commonly referred to as Park Homes or Leisure Lodges, depending on if they are marketed as a residential dwelling or as a second holiday home residence.

Residential Mobile homes (park homes) are built to the BS3632 standard. This standard is issued by the British Standards Institute. The institute is a UK body who produce a range of standards for businesses and products to ensure they are fit for purpose. The majority of residential parks in the UK have a minimum age limit for their residents, and are generally marketed as retirement or semi-retirement parks. Holiday Homes, static caravans or holiday lodges aren't required to be built to BS3632 standards, but many are built to the standard.



A static caravan park on the cliffs above Beer, Devon, England

In addition to mobile homes, static caravans are popular across the UK. Static caravans have wheels and a rudimentary chassis with no suspension or brakes and are therefore transported on the back of large flatbed lorries, the axle and wheels being used for movement to the final location when the static caravan is moved by tractor or 4x4. A static caravan normally stays on a single plot for many years and has many of the modern conveniences normally found in a home.

Mobile homes are designed and constructed to be transportable by road in one or two sections. Mobile homes are no larger than 20 m x 6.8 m (65 ft 7 in x 22 ft 4 in) with an internal maximum height of 3.05 m (10 ft 0 in). Legally, mobile homes can still be defined as "caravans".

Static holiday caravans generally have sleeping accommodation for 6 to 10 people in 2, 3 or 4 bedrooms and on convertible seating in the lounge referred to as a 'pull out


bed'. They tend towards a fairly "open-plan" layout, and while some units are double glazed and centrally heated for year-round use, cheaper models without double glazing or central heating are available for mainly summer use. Static caravan holiday homes are intended for leisure use and are available in 10 and 12 ft (3.0 and 3.7 m) widths, a small number in 13 and 14 ft (4.0 and 4.3 m) widths, and a few 16 ft (4.9 m) wide, consisting of two 8 ft (2.4 m) wide units joined. Generally, holiday homes are clad in painted steel panels, but can be clad in PVC, timber or composite materials. Static caravans are sited on caravan parks where the park operator of the site leases a plot to the caravan owner. There are many holiday parks in the UK in which one's own static caravan can be owned. There are a few of these parks in areas that are prone to flooding and anyone considering buying a sited static caravan needs to take particular care in checking that their site is not liable to flooding.

Static caravans can be rented on an ad-hoc basis or purchased. Purchase prices range from £25,000 to £100,000. Once purchased, static caravans have various ongoing costs including insurance, site fees, local authority rates, utility charges, winterisation and depreciation. Depending on the type of caravan and the park these costs can range from £1,000 to £40,000 per year.^[15] Some park owners used to have unfair conditions in their lease contracts but the Office of Fair Trading has produced a guidance document available for download called Unfair Terms in Holiday Caravan Agreements which aims to stop unfair practices.

Israel

[edit]

Main article: Caravan (Israel)



Posting of *caravan* in Mitzpe Hila, Israel, 1982

Many Israeli settlements and outposts are originally composed of caravans (Hebrew: *caravan*; pl. *caravanim*). They are constructed of light metal, are not insulated but can be outfitted with heating and air-conditioning units, water lines, recessed lighting, and floor tiling to function in a full-

service capacity. Starting in 2005, prefabricated homes, named *caravillas* (Hebrew: *קרביילות*, a portmanteau of the words caravan, and villa, begin to replace mobile homes in many Israeli settlements.

Difference from modular homes

[edit]

Main article: Modular home

Because of similarities in the manufacturing process, some companies build both types in their factories. Modular homes are transported on flatbed trucks rather than being towed, and lack axles and an automotive-type frame. However, some modular homes are towed behind a semi-truck or toter on a frame similar to that of a trailer. The home is usually in two pieces and is hauled by two separate trucks. Each frame has five or more axles, depending on the size of the home. Once the home has reached its location, the axles and the tongue of the frame are then removed, and the home is set on a concrete foundation by a large crane.

Both styles are commonly referred to as factory-built housing, but that term's technical use is restricted to a class of homes regulated by the Federal National Mfd. Housing Construction and Safety Standards Act of 1974.

Most zoning restrictions on the homes have been found to be inapplicable or only applicable to modular homes. That occurs often after considerable litigation on the topic by affected jurisdictions and by plaintiffs failing to ascertain the difference. Most modern modulars, once fully assembled, are indistinguishable from site-built homes. Their roofs are usually transported as separate units. Newer modulars also come with roofs that can be raised during the setting process with cranes. There are also modulars with 2 to 4 storeys.

Gallery

[edit]

Construction starts with the frame.

○

Image not found or type unknown

Construction starts with the frame.

Interior wall assemblies are attached.

○

Image not found or type unknown

Interior wall assemblies are attached.

Roof assembly is set atop home.

○

Image not found or type unknown

Roof assembly is set atop home.

Drywall is completed.

○

Image not found or type unknown

Drywall is completed.

Home is ready for delivery to site.

○

Image not found or type unknown

Home is ready for delivery to site.

- A modern "triple wide" home, designed to look like an adobe home

Image not found or type unknown

A modern "triple wide"
home, designed to look like
an adobe home
A mobile home is being moved, California.

○

Image not found or type unknown


A mobile home
is being moved,
California.
○ A mobile home being prepared for transport

Image not found or type unknown

A mobile home being
prepared for transport

See also

[edit]

-  Image not found or type unknown Housing portal
- All Parks Alliance for Change
- Campervan
- Construction trailer
- Houseboat
- Manufactured housing
- Modular home
- Motorhome
- Nomadic wagons

- Recreational vehicle
- Reefer container housing units
- Small house movement
- Trailer (vehicle)
- Trailer Park Boys
- Trailer trash
- Vardo
- Prefabricated home

References

[edit]

1. ^ *"Part 17, Mobile Home Parks"*. *ny.gov*.
2. ^ *"Mobile Manufactured Homes"*. *ct.gov*. Retrieved 28 March 2018.
3. ^ *"Caravan Repairs? Great Caravan Repair Deals!"*. *canterburycaravans.com.au*.
4. ^ *"Titles for Mobile Homes"*. *AAA Digest of Motor Laws*.
5. ^ Andrews, Jeff (January 29, 2018). "HUD to explore deregulating manufactured housing". *Curbed*. Archived from the original on 2018-01-29. Retrieved 2019-04-19.
6. ^ Hackett, Thomas (January 11, 1997). "Extra-wide homes to take to the road". *News & Observer*. p. A3.
7. ^ Mitchell, Kirsten B. (January 10, 1997). "Wider trailer transport OK'd". *Star-News*. p. 1A.
8. ^ **a b** Whitacre, Dianne (December 2, 1999). "Mobile-Home Makers Look to Squeeze on N.C. Roads". *The Charlotte Observer*. p. 1C.
9. ^ *"Study: Keep Curbs on Transporting Wide Mobile Homes"*. *The Charlotte Observer*. December 1, 1997. p. 4C.
10. ^ Bonner, Lynn (January 7, 2000). "Program for wide mobile homes extended". *News & Observer*. p. A3.
11. ^ *"Wide mobile homes given final approval"*. *News & Observer*. June 3, 2000. p. A3.
12. ^ **a b** Liberatore, Wendy (January 23, 2022). "Saratoga County's mobile home parks - a sign of an affordable housing crisis". *www.timesunion.com*. Retrieved January 23, 2022.
13. ^ *"Database of Mobile Home Parks in the United States"*. Retrieved 2009-02-17.
14. ^ *"Homes"*. *Answers.com*. Retrieved 2006-09-12.
15. ^ *"Cost of a static caravan or lodge"*. *StaticCaravanExpert*. 28 December 2020. Retrieved 2021-03-07.

Further reading

[edit]

- Benson, J. E. (1990). Good neighbors: Ethnic relations in Garden City trailer courts. *Urban Anthropology*,19, 361–386.

- Burch-Brown, C. (1996). *Trailers*. Charlottesville: University Press of Virginia. Text by David Rigsbee.
- Geisler, C. C., & Mitsuda, H. (1987). Mobile-home growth, regulation, and discrimination in upstate New York. *Rural Sociology*, 52, 532–543.
- Hart, J. F., Rhodes, M. J., & Morgan, J. T. (2002). *The unknown world of the mobile home*. Baltimore: Johns Hopkins University Press.
- MacTavish, K. A., & Salamon, S. (2001). Mobile home park on the prairie: A new rural community form. *Rural Sociology*, 66, 487–506.
- Moore, B. (2006). Trailer trash: The world of trailers and mobile homes in the Southwest. Laughlin: *Route 66 Magazine*.
- Thornburg, D. A. (1991). *Galloping bungalows: The rise and demise of the American house trailer*. Hamden: Archon Books.
- Wallis, A. D. (1991). *Wheel estate: The rise and decline of mobile homes*. New York: Oxford University Press.

External links

[edit]

 Image not found or type unknown

Wikimedia Commons has media related to ***Mobile homes***.

- Regulating body in the UK
- US Federal Manufactured Home Construction and Safety Standards

About Royal Supply Inc

Photo

Image not found or type unknown

Photo

Image not found or type unknown

Photo

Image not found or type unknown

Photo

Image not found or type unknown

Photo

Image not found or type unknown

Things To Do in Johnson County

Photo

Image not found or type unknown

9/11 Memorial

4.9 (183)

Photo

Image not found or type unknown

Overland Park Arboretum & Botanical Gardens

4.8 (3513)

Photo

Heritage Park

4.6 (763)

Photo

Image not found or type unknown

Firefly Forest

3.9 (29)

Photo

Image not found or type unknown

Ensor Park & Museum

4.9 (19)

Photo

Ernie Miller Park & Nature Center

4.7 (890)

Driving Directions in Johnson County

Driving Directions From Lakeview Village to Royal Supply Inc

Driving Directions From Extended Stay Lenexa Studios to Royal Supply Inc

Driving Directions From Ambitious Pixels to Royal Supply Inc

https://www.google.com/maps/dir/GBA/Royal+Supply+Inc/@38.9506318,-94.7779768,14z/data=!3m1!4b1!4m14!4m13!1m5!1m1!1sChIJ1WBnI12UwlcRZI3cEX1!1m1!1sChIJ_XoYwMj7wlcRCNrQGPAF00Y!2m2!1d-94.7597267!2d38.9453734!3e0

https://www.google.com/maps/dir/Motel+6+Lenexa%2C+KS+-+Kansas+City+Southwest/Royal+Supply+Inc/@38.9519653,-94.7350223,14z/data=!3m1!4b1!4m14!4m13!1m5!1m1!1sChIJtbkSqMmUwlcRD7mzhG!1m1!1sChIJ_XoYwMj7wlcRCNrQGPAF00Y!2m2!1d-94.7597267!2d38.9453734!3e3

https://www.google.com/maps/dir/Tapco+Products+Co/Royal+Supply+Inc/@38.928494.7674183,14z/data=!3m1!4b1!4m14!4m13!1m5!1m1!1sChIJxaWh6QCVwlcR_zHLD!1m1!1sChIJ_XoYwMj7wlcRCNrQGPAF00Y!2m2!1d-94.7597267!2d38.9453734!3e0

https://www.google.com/maps/dir/Extended+Stay+Lenexa+Studios/Royal+Supply+Inc/@38.9513368,-94.7360772,14z/data=!3m1!4b1!4m14!4m13!1m5!1m1!1sChIJQ7Fu9siUwlcRz6z9U2X!1m1!1sChIJ_XoYwMj7wlcRCNrQGPAF00Y!2m2!1d-94.7597267!2d38.9453734!3e3

https://www.google.com/maps/dir/EducationDynamics+LLC/Royal+Supply+Inc/@38.94.7623264,14z/data=!3m1!4b1!4m14!4m13!1m5!1m1!1sChIJuTVR8OFZwokRbiVPt4c94.7623264!2d38.924422!1m5!1m1!1sChIJ_XoYwMj7wlcRCNrQGPAF00Y!2m2!1d-94.7597267!2d38.9453734!3e0

Driving Directions From 9/11 Memorial to Royal Supply Inc

Driving Directions From 9/11 Memorial to Royal Supply Inc

Driving Directions From Firefly Forest to Royal Supply Inc

Driving Directions From 9/11 Memorial to Royal Supply Inc

Driving Directions From Deanna Rose Children's Farmstead to Royal Supply Inc

Driving Directions From Johnson County Museum to Royal Supply Inc

https://www.google.com/maps/dir/TimberRidge+Adventure+Center/Royal+Supply+Inc/@38.94.9695038,14z/data=!3m1!4b1!4m14!4m13!1m5!1m1!1sunknown!2m2!1d-94.9695038!2d38.9062703!1m5!1m1!1sChIJ_XoYwMj7wlcRCNrQGPAF00Y!2m2!1d-94.7597267!2d38.9453734!3e0

https://www.google.com/maps/dir/Deanna+Rose+Children%27s+Farmstead/Royal+Supply+Inc/@38.94.703345,14z/data=!3m1!4b1!4m14!4m13!1m5!1m1!1sunknown!2m2!1d-94.703345!2d38.877729!1m5!1m1!1sChIJ_XoYwMj7wlcRCNrQGPAF00Y!2m2!1d-94.7597267!2d38.9453734!3e0

https://www.google.com/maps/dir/9%2F11+Memorial/Royal+Supply+Inc/@38.9027084,14z/data=!3m1!4b1!4m14!4m13!1m5!1m1!1sunknown!2m2!1d-94.683091!2d38.9027084!1m5!1m1!1sChIJ_XoYwMj7wlcRCNrQGPAF00Y!2m2!1d-94.7597267!2d38.9453734!3e0

https://www.google.com/maps/dir/Johnson+County+Museum/Royal+Supply+Inc/@39.6682275,14z/data=!3m1!4b1!4m14!4m13!1m5!1m1!1sunknown!2m2!1d-94.6682275!2d38.9697731!1m5!1m1!1sChIJ_XoYwMj7wlcRCNrQGPAF00Y!2m2!1d-94.7597267!2d38.9453734!3e0

https://www.google.com/maps/dir/Deanna+Rose+Children%27s+Farmstead/Royal+Supply+Inc/@39.703345,14z/data=!3m1!4b1!4m14!4m13!1m5!1m1!1sunknown!2m2!1d-94.703345!2d38.877729!1m5!1m1!1sChIJ_XoYwMj7wlcRCNrQGPAF00Y!2m2!1d-94.7597267!2d38.9453734!3e0

Reviews for Royal Supply Inc

Royal Supply Inc

Image not found or type unknown

Caleb Roye

(5)

incredibly helpful staff. very educated on products and installation.

Royal Supply Inc

Image not found or type unknown

J.

(1)

Terrible AC install. Skipped on 90°c fittings for the electric conduit under my house, they used black electrical tape instead, I look under my house to find bare wires that are not in a conduit which is an electrical safety no no and could lead to my house burning down. Left a massive gaping hole in my insulation leaving me to deal with itchy fiberglass myself which I only discovered after a summer of high electricity bills due to terrible insulation.

Royal Supply Inc

Image not found or type unknown

Donald Waggoner

(4)

I received a furnace installment from this place and was extremely happy with the furnace installation, but during the installation, they did something to completely make my hot water heater not work. They installed it on Friday at noon, and by the time I realized I had no hot water, it's after they closed, which left me with no hot water. Update: I had to call someone else out to help get my hot water heater fixed and operating

correctly. While I am extremely grateful to the company for installing a great furnace, my final review will stay at 4 stars for the fact that the team did not address the hot water heater back to working order. I may use them for further things in the future, but I must leave this review to help others not have the same issues as me.

Royal Supply Inc

Image not found or type unknown

Ashley Foster

(5)

In a rush we had to replace our tub/surround in our home. We ordered online with another supplier and had a HORRIBLE experience. A friend recommended Royal Supply and they had exactly what we needed. We paid, loaded our trailer and were gone in less than 15 minutes. They are friendly and very helpful. Would definitely recommend to family and friends.

Royal Supply Inc

Image not found or type unknown

william mann

(5)

Needed an exterior door in a hurry after storm damaged mine. All the big box stores were days or weeks out on a 34x76 door. Google lead me here, I went in, asked if he had one that size, took me in their warehouse and showed me several options. Found a door I liked, and they had all the additional hardware to install I needed. One stop shop, friendly and helpful. Priced right too.

Fitting Compact Heat Pumps in Tight Areas [View GBP](#)

Frequently Asked Questions

How can I determine if a compact heat pump will fit in my tight space?

Measure the available area carefully, considering both width and height. Check the manufacturers specifications for the units dimensions and ensure there is adequate clearance for airflow and maintenance.

What are the ventilation requirements for installing a compact heat pump in a confined area?

Ensure that there is sufficient airflow around the unit to prevent overheating. Follow manufacturer guidelines on minimum clearances from walls or other obstructions to maintain efficiency and performance.

Are there specific models of heat pumps designed for small spaces?

Yes, some manufacturers offer slim or low-profile models specifically designed for limited spaces. These units often have innovative designs to maximize performance while minimizing their footprint.

Can noise be an issue with compact heat pumps in tight areas, and how can it be mitigated?

Noise may be more noticeable in confined spaces. To mitigate this, look for models that feature sound-dampening technology or install additional insulation around the unit, ensuring not to obstruct airflow.

Royal Supply Inc

Phone : +18164837979

City : Lenexa

State : KS

Zip : 66215

Address : Unknown Address

Google Business Profile

Company Website : <https://royal-durhamsupply.com/locations/lenexa-kansas/>

Sitemap

Privacy Policy

About Us