



- **News**
- **Preparing Mobile Home Spaces for New HVAC Installations**  
**Preparing Mobile Home Spaces for New HVAC Installations** Inspecting Existing Ductwork for Proper Fit Managing Limited Crawl Space Access for Equipment Adapting Installation Tools for Mobile Home Conditions Strategies for Reducing Vibrations and Noise Transfer Addressing Vent Placement for Balanced Airflow Securing Air Conditioner Units Against Shifting Foundations Fitting Compact Heat Pumps in Tight Areas Streamlining Installation to Minimize Home Disruption Recommended Steps for Post Installation Checks Ensuring Adequate Clearances Around Outdoor Units Evaluating the Benefits of Customized System Design
- **Breaking Down Basic Warranty Terms for HVAC Systems**  
**Breaking Down Basic Warranty Terms for HVAC Systems** Comparing Options for Parts and Labor Coverage Understanding Extended Plans for Greater Protection Recognizing Exclusions That Affect Repair Costs Evaluating the Value of Transferable Warranties Reviewing Service Contracts for Mobile Home Units Deciding Between Standard and Extended Coverage Periods Assessing Risk Factors That Influence Warranty Selection Managing Repairs Through Manufacturer Warranty Claims Clarifying the Difference Between Warranty and Insurance Knowing When to Upgrade Coverage to Match System Age Tips for Documenting Maintenance to Preserve Warranty Validity
- **About Us**



## Evaluating Space Requirements for New HVAC Systems

Evaluating space requirements for new HVAC systems in the context of preparing mobile home spaces is a critical task that requires thoughtful planning and execution. Mobile homes, by their very nature, present unique challenges and opportunities when it comes to installing heating, ventilation, and air conditioning systems. Their compact size and specific structural characteristics necessitate a tailored approach to ensure efficiency, effectiveness, and comfort.

To begin with, understanding the spatial limitations of mobile homes is essential. Mobile homes benefit from zoned HVAC systems for personalized comfort **mobile home hvac repair near me** money. Unlike traditional houses, mobile homes have limited square footage and often feature non-standardized layouts. This means that every inch of available space needs to be utilized wisely when installing a new HVAC system. The first step in this process involves conducting a thorough assessment of the existing space to identify potential areas where the system components can be installed without compromising living space or functionality.

One must consider the size of each component of the HVAC system-such as the furnace, air handler, ductwork, and outdoor units-and how they will fit into the designated areas. In many cases, creative solutions may be necessary to accommodate these components without encroaching on valuable living space. For instance, utilizing vertical space by installing units in closets or utility rooms can be an effective strategy.

Beyond physical dimensions, it's crucial to evaluate how airflow will be managed throughout the mobile home. Efficient airflow is a cornerstone of any successful HVAC installation; thus, careful planning is required to ensure that ducts are placed strategically to deliver optimal heating and cooling throughout all areas of the home. This might involve reconfiguring existing ductwork or even adding additional vents to improve circulation.

Moreover, consideration must be given to energy efficiency-a significant concern for most homeowners today. Selecting appropriately sized equipment is vital not only for maintaining comfort but also for minimizing energy consumption and associated costs. An undersized system may struggle to maintain desired temperatures while an oversized one could lead to unnecessary energy waste due to frequent cycling on and off.

Lastly, regulatory compliance should not be overlooked. Mobile homes are subject to specific building codes and regulations which govern installations such as those involving HVAC systems. Ensuring compliance with these rules from the outset can prevent costly modifications down the line and guarantee that safety standards are met.

In conclusion, evaluating space requirements for new HVAC systems within mobile homes demands a comprehensive approach that considers both practical constraints and user needs. By carefully assessing available space, optimizing airflow distribution, ensuring energy efficiency, and adhering strictly to regulatory guidelines, homeowners can achieve an installation that delivers reliable performance while enhancing overall living conditions within their mobile abode.

In the realm of mobile home living, ensuring comfort and efficiency is paramount, especially when it comes to heating, ventilation, and air conditioning (HVAC) systems. As we prepare mobile home spaces for new HVAC installations, two critical aspects come into sharp focus: inspecting and upgrading insulation and ventilation. These components are not just peripheral considerations; they are central to optimizing energy efficiency and enhancing indoor comfort.

Firstly, insulation serves as the unsung hero in regulating a mobile home's internal climate. Inadequate or outdated insulation can lead to significant energy loss, causing HVAC systems to work overtime to maintain desired temperatures. This not only inflates utility bills but also accelerates wear and tear on HVAC equipment. Therefore, a thorough inspection of existing insulation is essential before any new HVAC installation. During this process, one must assess the condition of wall panels, flooring, and ceilings for any signs of damage or deterioration. Upgrading insulation with modern materials such as spray foam or rigid foam boards can drastically improve thermal resistance, creating a more stable indoor environment regardless of external weather conditions.

Ventilation plays an equally vital role in maintaining air quality and system efficiency within mobile homes. Proper ventilation ensures that stale air is expelled while fresh air circulates throughout the living space. This balance prevents moisture buildup that could lead to mold growth—a common concern in confined mobile home spaces—and ensures optimal performance from the newly installed HVAC system. Before installing a new system, it's crucial to evaluate existing vents for blockages or leaks and upgrade them if necessary. Incorporating advanced ventilation solutions like energy recovery ventilators (ERVs) can further enhance air exchange rates while minimizing energy loss.

Moreover, integrating smart technology into these upgrades can offer additional benefits. Smart thermostats work seamlessly with modern HVAC systems to adjust temperatures based on occupancy patterns and external weather conditions. This not only heightens convenience but also contributes significantly to energy savings by preventing unnecessary heating or cooling when the space is unoccupied.

In conclusion, preparing mobile home spaces for new HVAC installations requires meticulous attention to both insulation and ventilation systems. By conducting comprehensive inspections followed by strategic upgrades in these areas, homeowners can ensure their investment in new HVAC technology yields maximum returns in terms of comfort and energy efficiency. Such proactive measures not only enhance the immediate living environment but also contribute positively towards sustainable living practices in the long run-an increasingly important consideration amidst growing environmental concerns.

## **More About Us**

**Janeznovak1702**



## **What Yelp Says About Us**


Mobile Home Hvac Service



## **How to reach us**

Mobile Home Hvac Repair





## Adapting Installation Tools to Fit Mobile Home HVAC Requirements



Adapting installation tools to fit mobile home HVAC requirements is a nuanced endeavor that demands creativity, precision, and a keen understanding of both the unique constraints and opportunities presented by mobile homes.. The process involves not just retrofitting existing systems but also innovating new solutions that cater specifically to the needs of these structures.

Posted by on 2024-12-23

## Addressing Crawl Space Challenges in Mobile Home HVAC Installations



Maintaining optimal functionality of an HVAC system in a mobile home presents unique challenges, particularly when addressing issues related to crawl spaces.. These areas, often overlooked, play a critical role in ensuring the efficiency and longevity of your HVAC system.

Posted by on 2024-12-23

# Ensuring Structural Integrity and Stability of the Mobile Home

When preparing mobile home spaces for new HVAC installations, ensuring structural integrity and stability becomes a paramount concern. Mobile homes, by their very nature, are designed to be lightweight and portable, making them distinct from traditional houses in terms of construction and durability. This unique structure necessitates careful planning and execution when any modifications or additions are considered, particularly with HVAC systems that may impose additional weight or require structural alterations.

Mobile homes typically rest on piers or blocks instead of a concrete foundation. This setup makes them more susceptible to shifts and movements, which can be exacerbated by the addition of heavy equipment. Before installing an HVAC system, it's essential to assess the current state of the mobile home's support system. Are the piers stable? Is there any sign of wear or weakness in the underlying supports? Addressing these questions helps to preemptively tackle potential issues that might compromise stability.

Moreover, the framework of a mobile home is generally less robust than that of a traditional house. Therefore, it is crucial to evaluate whether existing walls and ceilings can accommodate ductwork or other components without risking damage or collapse. In some cases, reinforcing parts of the structure may be necessary to safely integrate new systems. This reinforcement not only ensures safety but also maintains the integrity and longevity of the home itself.

Another consideration is the distribution of weight within the mobile home once an HVAC unit is installed. Uneven weight distribution can lead to imbalances that stress certain areas more than others, potentially leading to warping or even structural failure over time. Strategically placing equipment so that weight is evenly distributed can mitigate these risks significantly.

Additionally, one must consider how modifications might affect elements like insulation and sealing. Mobile homes often have tighter spaces where ductwork needs careful installation to prevent air leaks that could reduce efficiency or cause condensation issues leading to mold growth—a structural hazard in its own right.

In conclusion, ensuring structural integrity and stability when preparing mobile home spaces for new HVAC installations involves a comprehensive approach that considers both immediate impacts and long-term consequences on the home's framework and support systems. By taking proactive measures—such as assessing support structures, reinforcing frameworks if necessary, distributing weight evenly, and maintaining proper sealing—homeowners can ensure their investment enhances comfort without compromising safety or stability.



# Assessing Electrical and Plumbing Connections for Compatibility

When preparing mobile home spaces for new HVAC installations, one critical step that often goes unnoticed is assessing the electrical and plumbing connections for compatibility. This aspect of preparation is crucial, as it ensures the seamless integration of the HVAC system into the existing infrastructure of the mobile home. Without proper assessment and adjustments, homeowners may face operational inefficiencies or even potential hazards.

Mobile homes, due to their unique construction and design constraints, often present distinct challenges when installing new systems like HVAC units. These homes are typically smaller than traditional houses and may have older electrical wiring or plumbing systems that do not meet modern standards. Therefore, a thorough evaluation of these systems is necessary before any installation begins.

The first area to consider is the electrical system. Modern HVAC units require specific voltage levels and circuit capacities to operate efficiently and safely. An electrician should inspect the mobile home's current wiring to determine if it can handle the load of a new HVAC unit. This inspection will likely involve checking circuit breakers, measuring voltage levels, and ensuring that all wiring meets current safety codes. If discrepancies are found, upgrades might be necessary to prevent issues such as blown fuses or electrical fires.

Plumbing connections also play a significant role in supporting an HVAC system's operation, particularly if it includes features like humidifiers or involves a heat pump system with water lines. It's important to ensure that existing plumbing lines can accommodate any additional components without risking leaks or pressure drops. A qualified plumber should evaluate the condition of pipes and fittings, looking for signs of wear or corrosion that could compromise performance over time.

Moreover, both electricians and plumbers must work collaboratively during this assessment phase to address any crossover issues where electrical systems might interact with plumbing components-such as through shared wall cavities or service panels-to prevent conflicts post-installation.

In conclusion, assessing electrical and plumbing connections for compatibility is an indispensable part of preparing mobile home spaces for new HVAC installations. Proper evaluation not only guarantees optimal function but also safeguards against future complications that could arise from overlooked incompatibilities between old infrastructures and new technology. By taking these steps seriously, homeowners can enjoy improved comfort in their living environments while maintaining safety standards essential for peace of mind.

# Selecting Energy-Efficient HVAC Systems Suitable for Mobile Homes

Selecting an energy-efficient HVAC system suitable for mobile homes is a critical step in preparing these unique living spaces for new installations. Mobile homes, often characterized by their compactness and unique construction features, present distinct challenges and opportunities when it comes to heating, ventilation, and air conditioning. As the world increasingly prioritizes energy efficiency and sustainability, choosing the right HVAC system not only enhances comfort but also contributes to reduced energy consumption and lower utility bills.

Firstly, understanding the specific needs of a mobile home is essential. These homes typically have less insulation than traditional houses, which can lead to greater heat loss in winter and heat gain in summer. Therefore, selecting an HVAC system that compensates for these factors without overburdening energy resources is vital. One must consider systems designed specifically for smaller spaces or those with variable speed technology that adjusts output according to the home's needs.

Modern mini-split systems are a popular choice for mobile homes due to their flexibility and efficiency. Unlike traditional central air systems that require extensive ductwork-often impractical in mobile homes-mini-splits offer a ductless solution that can be easily installed with minimal disruption. They provide zoned heating and cooling capabilities, allowing homeowners to customize temperatures in different areas of the home.

In addition to selecting an appropriate type of system, it's crucial to evaluate its SEER (Seasonal Energy Efficiency Ratio) rating. A higher SEER rating indicates greater efficiency, which translates into cost savings over time. While high-efficiency units may come with a higher upfront cost, they generally result in significant savings on energy bills throughout their lifespan.

Proper installation is another key component of ensuring energy efficiency in mobile homes. Hiring professionals who specialize in HVAC installations for mobile dwellings ensures that the system operates optimally. Installers will assess factors such as space constraints and structural considerations unique to mobile homes, thus optimizing performance while minimizing potential issues.

Furthermore, insulating the mobile home adequately complements the efficiency of any chosen HVAC system. Simple measures like sealing windows and doors or adding insulation under floors can significantly reduce unnecessary thermal exchange with the environment outside.

Finally, integrating smart thermostats provides additional control over energy usage by allowing adjustments even when away from home. This technology can learn occupants' habits over time and optimize climate settings accordingly-maximizing comfort while minimizing wasteful operation.

In conclusion, selecting an energy-efficient HVAC system tailored for a mobile home involves careful consideration of both technological options available today as well as practical aspects related to installation within constrained spaces characteristic of these residences. By focusing on high-efficiency units suited specifically for limited square footage environments along with strategic enhancements like improved insulation or smart controls integration; homeowners can ensure sustainable comfort year-round without compromising on environmental responsibility or economic viability.



## **Preparing the Installation Area: Safety and Accessibility Measures**



Preparing the installation area for new HVAC systems in mobile home spaces is a task that requires careful planning and attention to detail, with safety and accessibility being at the forefront of considerations. Mobile homes present unique challenges due to their compact nature and specific construction features. Therefore, ensuring that the area is ready for HVAC installation involves a meticulous approach to creating a safe and accessible environment.

The first step in preparing the installation area is conducting a thorough inspection of the site. This involves checking for any structural concerns or obstructions that might hinder the installation process or later maintenance efforts. It's crucial to ensure that there are no leaks or weaknesses in walls where ductwork might be installed, as these can compromise both the efficiency of the system and safety within the home.

Safety measures begin with securing a stable foundation for the HVAC unit. Mobile homes often have limited space, so it's essential to select an appropriate location that can support the weight and size of the unit without causing balance issues. The chosen spot should be free from any combustible materials or potential water hazards that could pose risks once the system is operational.

In addition to structural stability, electrical safety must be given priority. It is important to verify that all electrical connections meet current codes and standards before initiating any HVAC work. This may involve upgrading existing wiring or installing additional circuits to accommodate the new system's power requirements safely.

Accessibility also plays a vital role in preparation. Future maintenance needs should be anticipated by ensuring clear access paths both inside and outside of the home. This means keeping areas around vents, ducts, and units free from clutter or obstacles that could impede serviceability or airflow.

Moreover, adequate ventilation must be considered during preparation stages. Proper airflow is essential not only for efficient operation but also for maintaining indoor air quality. Ensuring vents are unobstructed will help facilitate this while minimizing energy consumption.

Lastly, communication with residents about expectations during installation can enhance safety and accessibility measures further. Providing information about potential disruptions or temporary changes to living conditions helps minimize inconvenience and ensures everyone's

cooperation throughout the process.

In conclusion, preparing mobile home spaces for new HVAC installations demands a strategic focus on both safety and accessibility measures. By conducting detailed inspections, prioritizing secure foundations and electrical compliance, facilitating easy access for future maintenance, ensuring proper ventilation, and engaging in transparent communication with inhabitants-all integral steps-installers can create an environment conducive to successful installations while safeguarding occupants' well-being.


## About Mobile home

This article is about the prefabricated structure. For the vehicle, see Recreational vehicle. For other uses, see Mobile home (disambiguation).

"Static Caravan" redirects here. For the record label, see Static Caravan Recordings.

"House on wheels" redirects here. For the South Korean variety show, see House on Wheels.

The examples and perspective in this article **deal primarily with the United States and do not represent a worldwide view of the subject**. You may improve this article, discuss the issue on the talk page, or create a new article, as appropriate. *(April 2017)* *(Learn how and when to remove this message)*

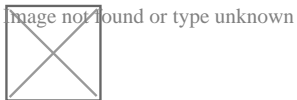


Mobile homes with detached single car garages

- v
- t
- e

Part of a series on

## Living spaces



---

## Main

- House: detached
- semi-detached
- terraced
- Apartment
- Bungalow
- Cottage
- Ecohouse
- Green home
- Housing project
- Human outpost
- I-house
- Ranch
- Tenement
- Condominium
- Mixed-use development
- Hotel
- Hostel
- Castle
- Public housing
- Squat
- Flophouse
- Shack
- Slum
- Shanty town
- Villa

---

## Issues

- Affordability
- Affordability in the United States
- Executive housing
- Environmental:
  - design
  - planning
  - racism
- Environmental security
- Eviction
- Fair housing
- Healthiness
- Homelessness
- Housing crisis
- Housing discrimination
- Housing stress
- Overpopulation
- Housing inequality
- Home ownership
- Luxury apartments
- Ownership equity
- Permit
- Rent
- Subprime lending
- Subsidized housing
- Sustainable:
  - architecture
  - development
  - living
- Sustainable city
- Toxic hotspot
- Vagrancy

---

## Society and politics

- Housing First
- Housing subsidy
- NIMBY
- Rapid Re-Housing
- Real estate appraisal
- Real estate bubble
- Real estate economics
- Real estate investing
- Redlining
- Rent regulation
- Right to housing
- Rent control
- Rent strike
- Tenants union
- YIMBY

---

## Other

- Alternative lifestyle
- Assisted living
- Boomtown
- Cottage homes
- Eco-cities
- Ecovillage
- Foster care
- Green building
- Group home
- Halfway house
- Healthy community design
- Homeless shelter
- Hospital
- Local community
- Log house
- Natural building
- Nursing home
- Orphanage
- Prison
- Psychiatric hospital
- Residential care
- Residential treatment center
- Retirement community
- Retirement home
- Supportive housing
- Supported living



image not found or type unknown

## Housing portal

A **mobile home** (also known as a **house trailer**, **park home**, **trailer**, or **trailer home**) is a prefabricated structure, built in a factory on a permanently attached chassis before being transported to site (either by being towed or on a trailer). Used as permanent homes, or for holiday or temporary accommodation, they are often left permanently or semi-permanently in one place, but can be moved, and may be required to move from time to time for legal reasons.

Mobile homes share the same historic origins as travel trailers, but today the two are very different, with travel trailers being used primarily as temporary or vacation homes. Behind the cosmetic work fitted at installation to hide the base, mobile homes have strong trailer frames, axles, wheels, and tow-hitches.

## History

[edit]


In the United States, this form of housing goes back to the early years of cars and motorized highway travel.<sup>[1]</sup> It was derived from the travel trailer (often referred to during the early years as "house trailers" or "trailer coaches"), a small unit with wheels attached permanently, often used for camping or extended travel. The original rationale for this type of housing was its mobility. Units were initially marketed primarily to people whose lifestyle required mobility. However, in the 1950s, the homes began to be marketed primarily as an inexpensive form of housing designed to be set up and left in a location for long periods of time or even permanently installed with a masonry foundation. Previously, units had been eight feet or fewer in width, but in 1956, the 10-foot (3.0 m) wide home ("ten-wide") was introduced, along with the new term "mobile home".<sup>[2]</sup>

The homes were given a rectangular shape, made from pre-painted aluminum panels, rather than the streamlined shape of travel trailers, which were usually painted after assembly. All of this helped increase the difference between these homes and home/travel trailers. The smaller, "eight-wide" units could be moved simply with a car, but the larger, wider units ("ten-wide", and, later, "twelve-wide") usually required the services of a professional trucking company, and, often, a special moving permit from a state highway department. During the late 1960s and early 1970s, the homes were made even longer and wider, making the mobility of the units more difficult. Nowadays, when a factory-built home is moved to a location, it is usually kept there permanently and the mobility of the units has considerably decreased. In some states, mobile homes have been taxed as personal property if the wheels remain attached, but as real estate if the wheels are removed. Removal of the tongue and axles may also be a requirement for real estate classification.

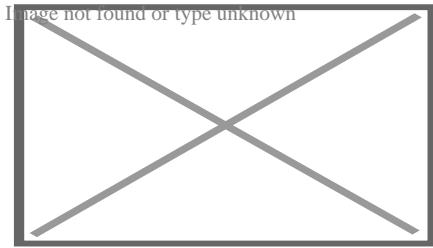
## Manufactured home

[edit]

Main article: Manufactured housing



Example of a modern manufactured home in New Alexandria, Pennsylvania. 28 by 60 feet (8.5 m × 18.3 m)




Manufactured home foundation

Mobile homes built in the United States since June 1976, legally referred to as manufactured homes, are required to meet FHA certification requirements and come with attached metal certification tags. Mobile homes permanently installed on owned land are rarely mortgageable, whereas FHA code manufactured homes are mortgageable through VA, FHA, and Fannie Mae.

Many people who could not afford a traditional site-built home, or did not desire to commit to spending a large sum of money on housing, began to see factory-built homes as a viable alternative for long-term housing needs. The units were often marketed as an alternative to apartment rental. However, the tendency of the units of this era to depreciate rapidly in resale value<sup>[citation needed]</sup> made using them as collateral for loans much riskier than traditional home loans. Terms were usually limited to less than the thirty-year term typical of the general home-loan market, and interest rates were considerably higher.<sup>[citation needed]</sup> In that way, mobile home loans resembled motor vehicle loans more than traditional home mortgage loans.

## Construction and sizes

[edit]



Exterior wall assemblies being set in place during manufacture

Mobile homes come in two major sizes, *single-wides* and *double-wides*. Single-wides are 18 feet (5.5 m) or less in width and 90 feet (27 m) or less in length and can be towed to their site as a single unit. Double-wides are 20 feet (6.1 m) or more wide and are 90 feet (27 m) in length or less and are towed to their site in two separate units, which are then joined. *Triple-wides* and even homes with four, five, or more units are also built but less frequently.



While site-built homes are rarely moved, single-wide owners often "trade" or sell their home to a dealer in the form of the reduction of the purchase of a new home. These "used" homes are either re-sold to new owners or to park owners who use them as inexpensive rental units. Single-wides are more likely to be traded than double-wides because removing them from the site is easier. In fact, only about 5% of all double-wides will ever be moved.<sup>[citation needed]</sup>


While an EF1 tornado might cause minor damage to a site-built home, it could do significant damage to a factory-built home, especially an older model or one that is not properly secured. Also, structural components (such as windows) are typically weaker than those in site-built homes.<sup>[3]</sup> 70 miles per hour (110 km/h) winds can destroy a mobile home in a matter of minutes. Many brands offer optional hurricane straps, which can be used to tie the home to anchors embedded in the ground.

## Regulations

[edit]

### United States

[edit]



Home struck by tornado

In the United States, mobile homes are regulated by the US Department of Housing and Urban Development (HUD), via the Federal National Manufactured Housing Construction and Safety Standards Act of 1974. This national regulation has allowed many manufacturers to distribute nationwide because they are immune to the jurisdiction of local building authorities.<sup>[4]</sup> <sup>[5]</sup> By contrast, producers of modular homes must abide by state and local building codes. There are, however, wind zones adopted by HUD that home builders must follow. For example, statewide, Florida is at least wind zone 2. South Florida is wind zone 3, the strongest wind zone. After Hurricane Andrew in 1992, new standards were adopted for home construction. The codes for building within these wind zones were significantly amended, which has greatly increased their durability. During the 2004 hurricanes in Florida, these standards were put to the test, with great success. Yet, older models continue to face the exposed risk to high winds because of the attachments applied such as carports, porch and screen room additions. Such areas are

exposed to "wind capture" which apply extreme force to the underside of the integrated roof panel systems, ripping the fasteners through the roof pan causing a series of events which destroys the main roof system and the home.

The popularity of the factory-built homes caused complications the legal system was not prepared to handle. Originally, factory-built homes tended to be taxed as vehicles rather than real estate, which resulted in very low property tax rates for their inhabitants. That caused local governments to reclassify them for taxation purposes.

However, even with that change, rapid depreciation often resulted in the home occupants paying far less in property taxes than had been anticipated and budgeted. The ability to move many factory-built homes rapidly into a relatively small area resulted in strains to the infrastructure and governmental services of the affected areas, such as inadequate water pressure and sewage disposal, and highway congestion. That led jurisdictions to begin placing limitations on the size and density of developments.

Early homes, even those that were well-maintained, tended to depreciate over time, much like motor vehicles. That is in contrast to site-built homes which include the land they are built on and tend to appreciate in value. The arrival of mobile homes in an area tended to be regarded with alarm, in part because of the devaluation of the housing potentially spreading to preexisting structures.

This combination of factors has caused most jurisdictions to place zoning regulations on the areas in which factory-built homes are placed, and limitations on the number and density of homes permitted on any given site. Other restrictions, such as minimum size requirements, limitations on exterior colors and finishes, and foundation mandates have also been enacted. There are many jurisdictions that will not allow the placement of any additional factory-built homes. Others have strongly limited or forbidden all single-wide models, which tend to depreciate more rapidly than modern double-wide models.

Apart from all the practical issues described above, there is also the constant discussion about legal fixture and chattels and so the legal status of a trailer is or could be affected by its incorporation to the land or not. This sometimes involves such factors as whether or not the wheels have been removed.

## **North Carolina**

[edit]

The North Carolina Board of Transportation allowed 14-foot-wide homes on the state's roads, but until January 1997, 16-foot-wide homes were not allowed. 41 states allowed 16-foot-wide homes, but they were not sold in North Carolina. Under a trial program approved January 10, 1997, the wider homes could be delivered on specific roads at certain times of day and travel 10 mph below the speed limit, with escort vehicles in front and behind.<sup>[6]</sup><sup>[7]</sup>

Eventually, all homes had to leave the state on interstate highways.<sup>[8]</sup>

In December 1997, a study showed that the wider homes could be delivered safely, but some opponents still wanted the program to end.<sup>[9]</sup> On December 2, 1999, the NC Manufactured Housing Institute asked the state Board of Transportation to expand the program to allow deliveries of 16-foot-wide homes within North Carolina.<sup>[8]</sup> A month later, the board extended the pilot program by three months but did not vote to allow shipments within the state.<sup>[10]</sup> In June 2000, the board voted to allow 16-foot-side homes to be shipped to other states on more two-lane roads, and to allow shipments in the state east of US 220. A third escort was required, including a law enforcement officer on two-lane roads.<sup>[11]</sup>

## New York

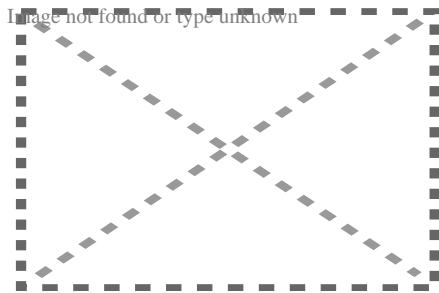
[edit]

In New York State, the Homes and Community Renewal agency tracks mobile home parks and provides regulations concerning them. For example, the agency requires park owners to provide residents with a \$15,000 grant if residents are forced to move when the land is transferred to a new owner. Residents are also granted the right of first refusal for a sale of the park, however, if the owner does not evict tenants for five years, the land sale can go ahead. State law also restricts the annual increase in land lot fee to a cap of 3 percent, unless the landowner demonstrates hardship in a local court, and can then raise the land lot fee by up to 6 percent in a year.<sup>[12]</sup>

## Mobile home parks

[edit]

Main article: Trailer park



Meadow Lanes Estates Mobile Home Park, Ames, Iowa, August 2010, during a flood

Mobile homes are often sited in land lease communities known as trailer parks (also 'trailer courts', 'mobile home parks', 'mobile home communities', 'manufactured home communities', 'factory-built home communities' etc.); these communities allow homeowners to rent space on which to place a home. In addition to providing space, the

site often provides basic utilities such as water, sewer, electricity, or natural gas and other amenities such as mowing, garbage removal, community rooms, pools, and playgrounds.

There are over 38,000<sup>[13]</sup> trailer parks in the United States ranging in size from 5 to over 1,000 home sites. Although most parks appeal to meeting basic housing needs, some communities specialize towards certain segments of the market. One subset of mobile home parks, retirement communities, restrict residents to those age 55 and older. Another subset of mobile home parks, seasonal communities, are located in popular vacation destinations or are used as a location for summer homes. In New York State, as of 2019, there were 1,811 parks with 83,929 homes.<sup>[12]</sup>

Newer homes, particularly double-wides, tend to be built to much higher standards than their predecessors and meet the building codes applicable to most areas. That has led to a reduction in the rate of value depreciation of most used units.<sup>[14]</sup>

Additionally, modern homes tend to be built from materials similar to those used in site-built homes rather than inferior, lighter-weight materials. They are also more likely to physically resemble site-built homes. Often, the primary differentiation in appearance is that factory-built homes tend to have less of a roof slope so that they can be readily transported underneath bridges and overpasses.<sup>[citation needed]</sup>

The number of double-wide units sold exceeds the number of single-wides, which is due in part to the aforementioned zoning restrictions. Another reason for higher sales is the spaciousness of double-wide units, which are now comparable to site-built homes. Single-wide units are still popular primarily in rural areas, where there are fewer restrictions. They are frequently used as temporary housing in areas affected by natural disasters when restrictions are temporarily waived.<sup>[citation needed]</sup>

Another recent trend has been parks in which the owner of the mobile home owns the lot on which their unit is parked. Some of these communities simply provide land in a homogeneous neighborhood, but others are operated more like condominiums with club homes complete with swimming pools and meeting rooms which are shared by all of the residents, who are required to pay membership fees and dues.


## By country

[edit]

Mobile home (or mobile-homes) are used in many European campgrounds to refer to fixed caravans, purpose-built cabins, and even large tents, which are rented by the week or even year-round as cheap accommodation, similar to the US concept of a trailer park. Like many other US loanwords, the term is not used widely in Britain.<sup>[citation needed]</sup>

## United Kingdom


[edit]



A mobile home marketed as a holiday home

Mobile Homes or Static Caravans are popular across the United Kingdom. They are more commonly referred to as Park Homes or Leisure Lodges, depending on if they are marketed as a residential dwelling or as a second holiday home residence.

Residential Mobile homes (park homes) are built to the BS3632 standard. This standard is issued by the British Standards Institute. The institute is a UK body who produce a range of standards for businesses and products to ensure they are fit for purpose. The majority of residential parks in the UK have a minimum age limit for their residents, and are generally marketed as retirement or semi-retirement parks. Holiday Homes, static caravans or holiday lodges aren't required to be built to BS3632 standards, but many are built to the standard.



A static caravan park on the cliffs above Beer, Devon, England

In addition to mobile homes, static caravans are popular across the UK. Static caravans have wheels and a rudimentary chassis with no suspension or brakes and are therefore transported on the back of large flatbed lorries, the axle and wheels being used for movement to the final location when the static caravan is moved by tractor or 4x4. A static caravan normally stays on a single plot for many years and has many of the modern conveniences normally found in a home.

Mobile homes are designed and constructed to be transportable by road in one or two sections. Mobile homes are no larger than 20 m × 6.8 m (65 ft 7 in × 22 ft 4 in) with an internal maximum height of 3.05 m (10 ft 0 in). Legally, mobile homes can still be defined as "caravans".

Static holiday caravans generally have sleeping accommodation for 6 to 10 people in 2, 3 or 4 bedrooms and on convertible seating in the lounge referred to as a 'pull out bed'. They


tend towards a fairly "open-plan" layout, and while some units are double glazed and centrally heated for year-round use, cheaper models without double glazing or central heating are available for mainly summer use. Static caravan holiday homes are intended for leisure use and are available in 10 and 12 ft (3.0 and 3.7 m) widths, a small number in 13 and 14 ft (4.0 and 4.3 m) widths, and a few 16 ft (4.9 m) wide, consisting of two 8 ft (2.4 m) wide units joined. Generally, holiday homes are clad in painted steel panels, but can be clad in PVC, timber or composite materials. Static caravans are sited on caravan parks where the park operator of the site leases a plot to the caravan owner. There are many holiday parks in the UK in which one's own static caravan can be owned. There are a few of these parks in areas that are prone to flooding and anyone considering buying a sited static caravan needs to take particular care in checking that their site is not liable to flooding.

Static caravans can be rented on an ad-hoc basis or purchased. Purchase prices range from £25,000 to £100,000. Once purchased, static caravans have various ongoing costs including insurance, site fees, local authority rates, utility charges, winterisation and depreciation. Depending on the type of caravan and the park these costs can range from £1,000 to £40,000 per year.<sup>[15]</sup> Some park owners used to have unfair conditions in their lease contracts but the Office of Fair Trading has produced a guidance document available for download called Unfair Terms in Holiday Caravan Agreements which aims to stop unfair practices.

## Israel

[edit]

Main article: Caravan (Israel)



Posting of *caravan* in Mitzpe Hila, Israel, 1982

Many Israeli settlements and outposts are originally composed of caravans (Hebrew: קָרָוָן; pl. קָרָוָנִים; *caravan*; pl. *caravanim*). They are constructed of light metal, are not insulated but can be outfitted with heating and air-conditioning units, water lines, recessed lighting, and floor tiling to function in a full-service capacity. Starting in 2005, prefabricated homes, named *caravillas* (Hebrew: קָרָוִילָה; a portmanteau of the words caravan, and villa, begin to replace mobile homes in many Israeli settlements.

## Difference from modular homes

[edit]

Main article: Modular home

Because of similarities in the manufacturing process, some companies build both types in their factories. Modular homes are transported on flatbed trucks rather than being towed, and lack axles and an automotive-type frame. However, some modular homes are towed behind a semi-truck or toter on a frame similar to that of a trailer. The home is usually in two pieces and is hauled by two separate trucks. Each frame has five or more axles, depending on the size of the home. Once the home has reached its location, the axles and the tongue of the frame are then removed, and the home is set on a concrete foundation by a large crane.

Both styles are commonly referred to as factory-built housing, but that term's technical use is restricted to a class of homes regulated by the Federal National Mfd. Housing Construction and Safety Standards Act of 1974.

Most zoning restrictions on the homes have been found to be inapplicable or only applicable to modular homes. That occurs often after considerable litigation on the topic by affected jurisdictions and by plaintiffs failing to ascertain the difference. Most modern modulars, once fully assembled, are indistinguishable from site-built homes. Their roofs are usually transported as separate units. Newer modulars also come with roofs that can be raised during the setting process with cranes. There are also modulars with 2 to 4 storeys.

## Gallery

[edit]

Construction starts with the frame.

○

Image not found or type unknown

Construction starts with the frame.

Interior wall assemblies are attached.

○

Image not found or type unknown

**Interior wall assemblies are attached.**

**Roof assembly is set atop home.**

○

Image not found or type unknown

**Roof assembly is set atop home.**

**Drywall is completed.**

○

Image not found or type unknown

**Drywall is completed.**

**Home is ready for delivery to site.**

○

Image not found or type unknown

**Home is ready for delivery to site.**



- A modern "triple wide" home, designed to look like an adobe home

Image not found or type unknown

A modern "triple wide" home,  
designed to look like an  
adobe home

A mobile home is being moved, California.

- 

Image not found or type unknown

A mobile home  
is being moved,  
California.


- A mobile home being prepared for transport

Image not found or type unknown

A mobile home being  
prepared for transport

## See also

[edit]

-  Housing portal
- All Parks Alliance for Change
- Campervan
- Construction trailer
- Houseboat
- Manufactured housing
- Modular home
- Motorhome
- Nomadic wagons
- Recreational vehicle

- Reefer container housing units
- Small house movement
- Trailer (vehicle)
- Trailer Park Boys
- Trailer trash
- Vardo
- Prefabricated home

## References

[edit]

1. ^ "Part 17, Mobile Home Parks". *ny.gov*.
2. ^ "Mobile Manufactured Homes". *ct.gov*. Retrieved 28 March 2018.
3. ^ "Caravan Repairs? Great Caravan Repair Deals!". *canterburycaravans.com.au*.
4. ^ "Titles for Mobile Homes". *AAA Digest of Motor Laws*.
5. ^ Andrews, Jeff (January 29, 2018). "HUD to explore deregulating manufactured housing". *Curbed*. Archived from the original on 2018-01-29. Retrieved 2019-04-19.
6. ^ Hackett, Thomas (January 11, 1997). "Extra-wide homes to take to the road". *News & Observer*. p. A3.
7. ^ Mitchell, Kirsten B. (January 10, 1997). "Wider trailer transport OK'd". *Star-News*. p. 1A.
8. ^ **a b** Whitacre, Dianne (December 2, 1999). "Mobile-Home Makers Look to Squeeze on N.C. Roads". *The Charlotte Observer*. p. 1C.
9. ^ "Study: Keep Curbs on Transporting Wide Mobile Homes". *The Charlotte Observer*. December 1, 1997. p. 4C.
10. ^ Bonner, Lynn (January 7, 2000). "Program for wide mobile homes extended". *News & Observer*. p. A3.
11. ^ "Wide mobile homes given final approval". *News & Observer*. June 3, 2000. p. A3.
12. ^ **a b** Liberatore, Wendy (January 23, 2022). "Saratoga County's mobile home parks - a sign of an affordable housing crisis". *www.timesunion.com*. Retrieved January 23, 2022.
13. ^ "Database of Mobile Home Parks in the United States". Retrieved 2009-02-17.
14. ^ "Homes". *Answers.com*. Retrieved 2006-09-12.
15. ^ "Cost of a static caravan or lodge". *StaticCaravanExpert*. 28 December 2020. Retrieved 2021-03-07.

## Further reading


[edit]

- Benson, J. E. (1990). Good neighbors: Ethnic relations in Garden City trailer courts. *Urban Anthropology*, 19, 361–386.
- Burch-Brown, C. (1996). *Trailers*. Charlottesville: University Press of Virginia. Text by David Rigsbee.
- Geisler, C. C., & Mitsuda, H. (1987). Mobile-home growth, regulation, and discrimination in upstate New York. *Rural Sociology*, 52, 532–543.

- Hart, J. F., Rhodes, M. J., & Morgan, J. T. (2002). *The unknown world of the mobile home*. Baltimore: Johns Hopkins University Press.
- MacTavish, K. A., & Salamon, S. (2001). Mobile home park on the prairie: A new rural community form. *Rural Sociology*, 66, 487–506.
- Moore, B. (2006). Trailer trash: The world of trailers and mobile homes in the Southwest. Laughlin: *Route 66 Magazine*.
- Thornburg, D. A. (1991). *Galloping bungalows: The rise and demise of the American house trailer*. Hamden: Archon Books.
- Wallis, A. D. (1991). *Wheel estate: The rise and decline of mobile homes*. New York: Oxford University Press.

## External links

[edit]

 Image not found or type unknown

Wikimedia Commons has media related to ***Mobile homes***.

- Regulating body in the UK
- US Federal Manufactured Home Construction and Safety Standards

## About Royal Supply Inc

### Photo

Image not found or type unknown

### Photo

Image not found or type unknown

### Photo

Image not found or type unknown

## Things To Do in Johnson County

---

### Photo

## **Museum at Prairiefire**

**4.3 (1149)**

**Photo**

Image not found or type unknown

## **9/11 Memorial**

**4.9 (183)**

**Photo**

Image not found or type unknown

## **Ernie Miller Park & Nature Center**

**4.7 (890)**

**Photo**

## **Deanna Rose Children's Farmstead**

**4.8 (5793)**

**Photo**

Image not found or type unknown

## **Firefly Forest**

**3.9 (29)**

**Photo**

Image not found or type unknown

## **Overland Park Arboretum & Botanical Gardens**

**4.8 (3513)**

**Driving Directions in Johnson County**

---

**Driving Directions From Tapco Products Co to Royal Supply Inc**

**Driving Directions From Life Time to Royal Supply Inc**

**Driving Directions From EducationDynamics LLC to Royal Supply Inc**

[https://www.google.com/maps/dir/Security+P+S/Royal+Supply+Inc/@38.9569701,-94.7438834,14z/data=!3m1!4b1!4m14!4m13!1m5!1m1!1sChIJD32T9U7qwlCRxvOxJZPBf94.7438834!2d38.9569701!1m5!1m1!1sChIJ\\_XoYwMj7wlcRCNrQGPAF00Y!2m2!1d-94.7597267!2d38.9453734!3e0](https://www.google.com/maps/dir/Security+P+S/Royal+Supply+Inc/@38.9569701,-94.7438834,14z/data=!3m1!4b1!4m14!4m13!1m5!1m1!1sChIJD32T9U7qwlCRxvOxJZPBf94.7438834!2d38.9569701!1m5!1m1!1sChIJ_XoYwMj7wlcRCNrQGPAF00Y!2m2!1d-94.7597267!2d38.9453734!3e0)

[https://www.google.com/maps/dir/Olathe/Royal+Supply+Inc/@38.8813958,-94.8191285,14z/data=!3m1!4b1!4m14!4m13!1m5!1m1!1sChIJQU8fEKWXwlcRsH1-nVY4gsE!2m2!1d-94.8191285!2d38.8813958!1m5!1m1!1sChIJ\\_XoYwMj7wlcRCNrQGPAF00Y!2m2!1d-94.7597267!2d38.9453734!3e3](https://www.google.com/maps/dir/Olathe/Royal+Supply+Inc/@38.8813958,-94.8191285,14z/data=!3m1!4b1!4m14!4m13!1m5!1m1!1sChIJQU8fEKWXwlcRsH1-nVY4gsE!2m2!1d-94.8191285!2d38.8813958!1m5!1m1!1sChIJ_XoYwMj7wlcRCNrQGPAF00Y!2m2!1d-94.7597267!2d38.9453734!3e3)

[https://www.google.com/maps/dir/ECS+Inc.+International/Royal+Supply+Inc/@38.930694.7635766,14z/data=!3m1!4b1!4m14!4m13!1m5!1m1!1sChIJD9e9KG2-wlcREXviM5iw3rc!2m2!1d-94.7635766!2d38.9306222!1m5!1m1!1sChIJ\\_XoYwMj7wlcRCNrQGPAF00Y!2m2!1d-94.7597267!2d38.9453734!3e0](https://www.google.com/maps/dir/ECS+Inc.+International/Royal+Supply+Inc/@38.930694.7635766,14z/data=!3m1!4b1!4m14!4m13!1m5!1m1!1sChIJD9e9KG2-wlcREXviM5iw3rc!2m2!1d-94.7635766!2d38.9306222!1m5!1m1!1sChIJ_XoYwMj7wlcRCNrQGPAF00Y!2m2!1d-94.7597267!2d38.9453734!3e0)

**Driving Directions From Ernie Miller Park & Nature Center to Royal Supply Inc**

**Driving Directions From 9/11 Memorial to Royal Supply Inc**

**Driving Directions From Overland Park Arboretum & Botanical Gardens to Royal Supply Inc**

**Driving Directions From Museum at Prairiefire to Royal Supply Inc**

## Driving Directions From 9/11 Memorial to Royal Supply Inc

## Driving Directions From Overland Park Arboretum & Botanical Gardens to Royal Supply Inc

[https://www.google.com/maps/dir/Overland+Park+Arboretum+%26+Botanical+Gardens+94.6910209,14z/data=!3m1!4b1!4m14!4m13!1m5!1m1!1sunknown!2m2!1d-94.6910209!2d38.7978207!1m5!1m1!1sChIJ\\_XoYwMj7wlcRCNrQGPAF00Y!2m2!1d-94.7597267!2d38.9453734!3e0](https://www.google.com/maps/dir/Overland+Park+Arboretum+%26+Botanical+Gardens+94.6910209,14z/data=!3m1!4b1!4m14!4m13!1m5!1m1!1sunknown!2m2!1d-94.6910209!2d38.7978207!1m5!1m1!1sChIJ_XoYwMj7wlcRCNrQGPAF00Y!2m2!1d-94.7597267!2d38.9453734!3e0)

[https://www.google.com/maps/dir/Firefly+Forest/Royal+Supply+Inc/@38.8776825,-94.6869656,14z/data=!3m1!4b1!4m14!4m13!1m5!1m1!1sunknown!2m2!1d-94.6869656!2d38.8776825!1m5!1m1!1sChIJ\\_XoYwMj7wlcRCNrQGPAF00Y!2m2!1d-94.7597267!2d38.9453734!3e0](https://www.google.com/maps/dir/Firefly+Forest/Royal+Supply+Inc/@38.8776825,-94.6869656,14z/data=!3m1!4b1!4m14!4m13!1m5!1m1!1sunknown!2m2!1d-94.6869656!2d38.8776825!1m5!1m1!1sChIJ_XoYwMj7wlcRCNrQGPAF00Y!2m2!1d-94.7597267!2d38.9453734!3e0)

[https://www.google.com/maps/dir/Museum+at+Prairiefire/Royal+Supply+Inc/@38.881994.6520905,14z/data=!3m1!4b1!4m14!4m13!1m5!1m1!1sunknown!2m2!1d-94.6520905!2d38.8819446!1m5!1m1!1sChIJ\\_XoYwMj7wlcRCNrQGPAF00Y!2m2!1d-94.7597267!2d38.9453734!3e0](https://www.google.com/maps/dir/Museum+at+Prairiefire/Royal+Supply+Inc/@38.881994.6520905,14z/data=!3m1!4b1!4m14!4m13!1m5!1m1!1sunknown!2m2!1d-94.6520905!2d38.8819446!1m5!1m1!1sChIJ_XoYwMj7wlcRCNrQGPAF00Y!2m2!1d-94.7597267!2d38.9453734!3e0)

[https://www.google.com/maps/dir/Ernie+Miller+Park+%26+Nature+Center/Royal+Supply+Inc/@38.8409835,-94.8409835,14z/data=!3m1!4b1!4m14!4m13!1m5!1m1!1sunknown!2m2!1d-94.8409835!2d38.8967913!1m5!1m1!1sChIJ\\_XoYwMj7wlcRCNrQGPAF00Y!2m2!1d-94.7597267!2d38.9453734!3e0](https://www.google.com/maps/dir/Ernie+Miller+Park+%26+Nature+Center/Royal+Supply+Inc/@38.8409835,-94.8409835,14z/data=!3m1!4b1!4m14!4m13!1m5!1m1!1sunknown!2m2!1d-94.8409835!2d38.8967913!1m5!1m1!1sChIJ_XoYwMj7wlcRCNrQGPAF00Y!2m2!1d-94.7597267!2d38.9453734!3e0)

## Reviews for Royal Supply Inc

---

### Royal Supply Inc

Image not found or type unknown

Caleb Royce

**(5)**

incredibly helpful staff. very educated on products and installation.

## Royal Supply Inc

Image not found or type unknown

**Donald Waggoner**

**(4)**

I received a furnace installment from this place and was extremely happy with the furnace installation, but during the installation, they did something to completely make my hot water heater not work. They installed it on Friday at noon, and by the time I realized I had no hot water, it's after they closed, which left me with no hot water. Update: I had to call someone else out to help get my hot water heater fixed and operating correctly. While I am extremely grateful to the company for installing a great furnace, my final review will stay at 4 stars for the fact that the team did not address the hot water heater back to working order. I may use them for further things in the future, but I must leave this review to help others not have the same issues as me.

## Royal Supply Inc

Image not found or type unknown

**J.**

**(1)**

Terrible AC install. Skipped on 90°c fittings for the electric conduit under my house, they used black electrical tape instead, I look under my house to find bare wires that are not in a conduit which is an electrical safety no no and could lead to my house burning down. Left a massive gaping hole in my insulation leaving me to deal with itchy fiberglass myself which I only discovered after a summer of high electricity bills due to terrible insulation.

## Royal Supply Inc

Image not found or type unknown

**Ashley Foster**

**(5)**

In a rush we had to replace our tub/surround in our home. We ordered online with another supplier and had a HORRIBLE experience. A friend recommended Royal Supply and they had exactly what we needed. We paid, loaded our trailer and were gone in less than 15 minutes. They are friendly and very helpful. Would definitely recommend to family and friends.

## Royal Supply Inc

Image not found or type unknown

**william mann**

**(5)**

Needed an exterior door in a hurry after storm damaged mine. All the big box stores were days or weeks out on a 34x76 door. Google lead me here, I went in, asked if he had one that size, took me in their warehouse and showed me several options. Found a door I liked, and they had all the additional hardware



to install I needed. One stop shop, friendly and helpful. Priced right too.

Preparing Mobile Home Spaces for New HVAC Installations [View GBP](#)

**Check our other pages :**

- [Assessing Risk Factors That Influence Warranty Selection](#)
- [Reviewing Service Contracts for Mobile Home Units](#)
- [Recommended Steps for Post Installation Checks](#)

## Frequently Asked Questions

**What are the essential steps to prepare a mobile home space for a new HVAC installation?**

The essential steps include assessing the existing ductwork and insulation, ensuring proper ventilation, confirming structural support for the unit, checking electrical systems for compatibility, and clearing any obstructions around the installation area.

**How can I determine if my current mobile home ductwork is suitable for a new HVAC system?**

You should have a professional inspect your ductwork for size compatibility with the new system, check for leaks or damage, and ensure it meets the necessary airflow requirements.

**What considerations should be made regarding insulation before installing a new HVAC in a mobile home?**

Ensure that your mobile homes insulation is adequate to maintain energy efficiency. Check walls, roof, and underbelly areas to prevent heat loss or gain which could overburden your HVAC system.

**Why is proper ventilation important when preparing a mobile home space for an HVAC installation?**

Proper ventilation ensures that fresh air circulates throughout the home while keeping humidity levels in check. It helps in preventing issues like mold growth and maintaining indoor air quality.

**Are there specific electrical requirements I need to verify before installing an HVAC system in my mobile home?**

Yes, confirm that your current electrical panel can handle the load of the new HVAC unit. This may involve verifying breaker capacity and ensuring wiring meets safety standards. An electrician can assist with these checks.

Royal Supply Inc

Phone : +18164837979

City : Lenexa

State : KS

Zip : 66215

Address : Unknown Address

**Google Business Profile**

Company Website : <https://royal-durhamsupply.com/locations/lenexa-kansas/>

[Sitemap](#)

[Privacy Policy](#)

[About Us](#)