

Mobile Home



- **News**
- **Preparing Mobile Home Spaces for New HVAC Installations**
Preparing Mobile Home Spaces for New HVAC Installations Inspecting Existing Ductwork for Proper Fit Managing Limited Crawl Space Access for Equipment Adapting Installation Tools for Mobile Home Conditions Strategies for Reducing Vibrations and Noise Transfer Addressing Vent Placement for Balanced Airflow Securing Air Conditioner Units Against Shifting Foundations Fitting Compact Heat Pumps in Tight Areas Streamlining Installation to Minimize Home Disruption Recommended Steps for Post Installation Checks Ensuring Adequate Clearances Around Outdoor Units Evaluating the Benefits of Customized System Design
- **Breaking Down Basic Warranty Terms for HVAC Systems**
Breaking Down Basic Warranty Terms for HVAC Systems Comparing Options for Parts and Labor Coverage Understanding Extended Plans for Greater Protection Recognizing Exclusions That Affect Repair Costs Evaluating the Value of Transferable Warranties Reviewing Service Contracts for Mobile Home Units Deciding Between Standard and Extended Coverage Periods Assessing Risk Factors That Influence Warranty Selection Managing Repairs Through Manufacturer Warranty Claims Clarifying the Difference Between Warranty and Insurance Knowing When to Upgrade Coverage to Match System Age Tips for Documenting Maintenance to Preserve Warranty Validity
- **About Us**



Age

Evaluating Space Requirements for New HVAC Systems

In the ever-evolving landscape of technology and infrastructure, understanding the importance of regular maintenance and assessing system age is crucial for anyone looking to optimize their operations. Whether it's a software suite running a business, an industrial machine on a factory floor, or even a household appliance, knowing when to upgrade coverage to match the system's age is an essential aspect of asset management.

Regular maintenance is the lifeline that keeps systems functioning efficiently over time. Think of it as going to a doctor for routine check-ups; while you may not feel unwell, these visits can prevent future health issues by catching problems early. Similarly, consistent and thorough maintenance can extend the life of equipment or software significantly. Proper airflow improves the overall comfort of mobile home interiors **best hvac system for mobile home** building insulation. It involves activities such as applying patches and updates, cleaning components, checking for wear and tear, and ensuring everything is operating within its intended parameters. By doing so, one not only ensures optimal performance but also mitigates risks associated with unexpected breakdowns which could prove costly in terms of repairs or downtime.

However, no amount of maintenance can make any system timeless. Every piece of technology has a lifecycle from its introduction through its peak performance years until it eventually becomes obsolete. This brings us to the concept of assessing system age. Just like humans age at different rates based on various factors such as lifestyle and genetics, systems too have varying longevity depending on usage intensity, environmental conditions they operate under, and technological advancements that render older models less efficient.

Assessing system age involves evaluating whether current systems are still meeting organizational needs effectively or if they are becoming bottlenecks due to their outdated nature. This assessment should include examining both the physical state of hardware components and the relevance or efficiency of existing software versions in comparison to newer iterations available in the market.

Once both regular maintenance schedules are adhered to and system age has been thoroughly assessed, organizations face decisions regarding upgrading coverage effectively deciding whether more comprehensive support services or newer technologies should be implemented. Upgrading coverage might mean enhancing warranty levels or adopting new technologies that promise greater efficiencies or capabilities aligned with modern standards.

The decision to upgrade should be informed by several factors: cost-benefit analyses weighing immediate expenses against long-term savings from reduced disruptions; strategic alignment with future goals where new tools might enable competitive advantages; compliance requirements mandating certain upgrades; as well as user feedback highlighting persistent issues indicating it's time for change.

In conclusion, maintaining balance between prolonging service life through meticulous upkeep while recognizing signs pointing towards necessary upgrades forms part artful management practice combined with informed decision-making processes supported by empirical data analysis techniques today's world offers abundantly via digital tools & analytics platforms alike! Regularly revisiting this dynamic ensures not only seamless current operations but also paves way for embracing innovations tomorrow holds thereby securing sustained success amidst changing landscapes we navigate daily!

As an integral part of modern living, our HVAC systems quietly ensure comfort in our homes and workplaces, adapting to seasonal changes and maintaining indoor climates. However, like any mechanical system, they don't last forever. Over time, wear and tear can diminish their efficiency and reliability. Knowing when to upgrade your HVAC system is crucial not just for comfort but also for energy efficiency and cost-effectiveness. Here are some signs that indicate your HVAC system may need an upgrade in coverage to match its age.

Firstly, consider the age of your HVAC system. Most systems have a lifespan of 10 to 15 years. If yours is approaching or has surpassed this range, it might be time to consider an upgrade. As technology advances, newer models tend to be more energy-efficient and environmentally friendly compared to older models that may consume more power while providing less effective heating or cooling.

Secondly, pay attention to rising energy bills. A significant increase in your utility costs without a corresponding change in usage patterns could indicate that your HVAC system is working harder than it should be. Older systems often struggle with efficiency due to outdated technology or worn-out components, leading them to use more energy just to maintain desired temperatures.

Frequent repairs are another clear sign that an upgrade might be necessary. If you find yourself calling technicians regularly or if repair costs are mounting up significantly over time, investing in a new system could save you money in the long run by reducing these recurring expenses.

Additionally, inconsistent temperatures throughout your home can signal issues with your current system's performance. If certain rooms feel too hot while others remain cold despite adjustments on the thermostat, it could mean that your HVAC system is struggling with distribution due to its age or inefficiency.

Strange noises such as rattling or banging coming from the unit can also indicate underlying issues that often accompany aging systems. While some sounds might be fixed with a simple repair, persistent noises usually point towards deeper mechanical problems that warrant consideration of an upgrade.

Finally, poor indoor air quality marked by increased dust levels or humidity issues might suggest inadequate filtration or ventilation due to an outdated system. Newer models come equipped with advanced features designed specifically for better air quality management which could greatly enhance overall comfort within your space.

In conclusion, recognizing these signs early on can help you make informed decisions about upgrading your HVAC system before it becomes a source of stress or financial burden. Investing in a new model not only improves comfort but also boosts energy efficiency which ultimately translates into cost savings over time all while contributing positively towards environmental conservation efforts through reduced emissions from cleaner technologies available today.


Adapting Installation Tools to Fit Mobile Home HVAC Requirements



Adapting installation tools to fit mobile home HVAC requirements is a nuanced endeavor that demands creativity, precision, and a keen understanding of both the unique constraints and opportunities presented by mobile homes.. The process involves not just retrofitting existing systems but also innovating new solutions that cater specifically to the needs of these structures.

Posted by on 2024-12-23

Addressing Crawl Space Challenges in Mobile Home HVAC Installations



Maintaining optimal functionality of an HVAC system in a mobile home presents unique challenges, particularly when addressing issues related to crawl spaces.. These areas, often overlooked, play a critical role in ensuring the efficiency and longevity of your HVAC system.

Posted by on 2024-12-23

Balancing Cost and Coverage in HVAC Warranty Options for Mobile Home Owners



Balancing cost and coverage in HVAC warranty options for mobile home owners is a crucial consideration that demands careful thought.. As with any significant investment, selecting the right warranty involves navigating potential pitfalls to ensure both financial prudence and adequate protection for your HVAC systems.

Posted by on 2024-12-23

Ensuring Structural Integrity and Stability of the Mobile Home

As technology continues to evolve at an unprecedented pace, organizations often find themselves grappling with the challenge of operating aged systems. These legacy systems, while reliable in their heyday, may no longer meet the demands of today's operational environment. One critical aspect that often gets overlooked is the adequacy of coverage-be it insurance, maintenance agreements, or security measures-to match the age and increasing vulnerability of these systems. Knowing when to upgrade this coverage is essential to mitigate risks and ensure continuity.

Operating an aged system without adequate coverage poses several risks that can have far-reaching consequences for an organization. First and foremost is the risk of system failure. As systems age, their components wear out, leading to increased chances of breakdowns. Without appropriate maintenance or insurance coverage, repairing these systems can be costly and time-consuming. Furthermore, outdated systems are more susceptible to cyber threats due to their inability to support modern security protocols. A breach could result not

only in financial losses but also in reputational damage that could take years to repair.

To effectively evaluate these risks, organizations must conduct regular assessments of their existing systems and the associated coverage plans. This process should include a thorough analysis of system performance metrics alongside a review of current industry standards for similar technologies. By doing so, companies can identify gaps in their coverage that leave them vulnerable to unforeseen events.

Deciding when to upgrade coverage requires a proactive approach that balances cost with potential risk exposure. The decision should not be based solely on age; rather, it should consider factors such as system criticality, frequency of use, and historical performance data. For instance, a legacy system integral to daily operations necessitates more robust coverage compared to one used sporadically.

Additionally, staying informed about technological advancements can help organizations determine whether maintaining an old system is worth the investment or if transitioning to a modern solution would be more beneficial in the long run. Often, new technologies come with built-in safeguards that reduce dependency on external coverage enhancements.

In conclusion, operating an aged system without adequate coverage is akin to walking a tightrope without a safety net—it might work for a while but leaves little room for error when challenges arise. Organizations must recognize the importance of aligning their risk management strategies with the realities of aging infrastructure by regularly evaluating and upgrading their coverage plans as necessary. By doing so, they not only protect themselves from potential pitfalls but also position themselves for sustainable growth amid evolving technological landscapes.



Assessing Electrical and Plumbing Connections for Compatibility

As homeowners, we often find ourselves balancing the desire for comfort with the necessity of managing costs. One area where this balance is crucial is in maintaining our HVAC systems, especially as they age. HVAC systems are essential for creating a comfortable living environment, but like all mechanical systems, they have a finite lifespan and their efficiency can decline over time. This brings us to an important consideration: the benefits of upgrading coverage for older HVAC systems and knowing when to adjust that coverage to match the system's age.

An aging HVAC system can be likened to an old car; both require more frequent maintenance and repairs as they grow older. As these systems age, not only do they become less efficient, but the likelihood of breakdowns also increases. This is where upgrading your coverage becomes beneficial. By enhancing your insurance or warranty plan, you can ensure that you are protected against unexpected repairs or replacements that could otherwise impose significant financial burdens.

One major benefit of upgrading coverage is peace of mind. Knowing that your aging HVAC system is fully covered allows you to focus on enjoying a comfortable home environment without worrying about surprise expenses. It also enables you to budget more effectively; with comprehensive coverage, you're less likely to face sudden high-cost repairs that can disrupt financial stability.

Another advantage lies in potential cost savings over time. While it might seem counterintuitive to pay more for enhanced coverage initially, this investment can actually lead to savings in the long run. Older systems are prone to frequent issues; having a robust plan ensures that repair costs are minimized and managed within your budget rather than coming out-of-pocket at inconvenient times.

Moreover, upgraded coverage often includes regular maintenance checks which are crucial for prolonging the life of any mechanical system. These checks help identify minor issues before they escalate into major problems, thus saving money and extending the lifespan of your HVAC unit.

Deciding when to upgrade your coverage requires careful consideration of several factors such as the age of your system, its current performance level, and historical repair needs. If your unit has begun showing signs of wear-such as inconsistent temperatures or unusual noises-it might be time to assess whether your current plan adequately covers potential future needs.

Additionally, consider consulting with professionals who can provide insights based on their experience with similar systems. They might suggest specific upgrades tailored to common issues associated with certain models or ages.

In conclusion, while it may feel daunting at first glance due to additional costs involved upfront or changes required in existing plans-upgrading coverage for older HVAC systems presents undeniable benefits worth considering seriously by every homeowner dealing with aged equipment management challenges today! Ultimately though: making informed decisions based upon understanding both short-term affordability alongside longer-term value propositions will lead toward optimal outcomes ensuring continued satisfaction amidst ever-evolving domestic technology landscapes tomorrow too!

Selecting Energy-Efficient HVAC Systems Suitable for Mobile Homes

As systems age, whether they are technological infrastructures, vehicles, or home components, the question of coverage upgrades becomes increasingly pertinent. Cost-Benefit Analysis (CBA) is a vital tool in navigating these decisions, allowing individuals and organizations to weigh the costs of enhanced coverage against potential repairs or replacements. This analysis aids in determining whether enhancing insurance or warranty coverage aligns with the system's current value and future needs.

At the heart of this decision-making process lies an understanding of risk versus reward. Older systems tend to be more prone to failures and inefficiencies, increasing the likelihood of costly repairs. As such, investing in enhanced coverage may seem prudent. However, before diving into additional expenses for expanded coverage, one must consider whether the cost justifies the benefits received.

Conducting a thorough CBA involves several key steps. First, assess the current condition and value of the system. An older system that has been well-maintained might not require extensive new coverage if its operational lifespan can be reasonably extended with minimal issues. Conversely, a poorly maintained system nearing obsolescence could benefit from comprehensive coverage until a replacement is feasible.

Next, evaluate potential repair costs versus replacement expenses without upgraded coverage. Consider historical data on similar systems' failure rates and repair costs to forecast future financial impacts accurately. If anticipated repair costs approach or exceed replacement costs within a short timeframe, investing in enhanced coverage could provide peace of mind and financial protection against unpredictable expenses.

In addition to direct financial implications, factor in indirect consequences such as downtime or loss of productivity due to system failures. Enhanced coverage often includes perks like quicker response times for service calls or access to temporary replacements-benefits that mitigate disruptions significantly.

Another critical element is policy details themselves-the fine print matters immensely here. Ensure that enhanced policies genuinely cover likely problems while avoiding unnecessary extras that inflate premiums without providing tangible benefits specific to your situation.

Finally, contextualize these findings within your broader strategic objectives: Is there an upcoming plan for overall upgrades? Are there budget constraints necessitating immediate action? The answers will guide decisions around timing investments wisely when balancing short-term solutions like increased protection against long-term goals including eventual replacements.

Ultimately though speculative by nature since it hinges upon predicting uncertain events ahead-a well-executed Cost-Benefit Analysis offers valuable insights guiding informed choices about upgrading coverages relative aging systems' evolving realities rather than relying solely upon instinctual judgment calls lacking empirical grounding altogether! Thus armed with comprehensive evaluations grounded factually through systematic CBAs stakeholders bolster confidence implementing decisions optimizing resources effectively safeguarding continuity sustainable operations regardless what unforeseen challenges emerge subsequently down line

Preparing the Installation Area: Safety and Accessibility Measures

Choosing the right insurance or warranty plan for an aged HVAC system is a critical decision that can significantly impact your financial security and comfort. As these systems age, they become more prone to breakdowns and inefficiencies, making it essential to have appropriate coverage in place. Knowing when to upgrade your coverage to match the system's age involves understanding the risks associated with aging equipment, evaluating existing policies, and considering future needs.

Aging HVAC systems are notorious for their increased likelihood of failure. Components wear out over time due to constant use, leading to frequent repairs that can become costly without proper coverage. Older systems may also consume more energy, driving up utility bills. Therefore, it's crucial to evaluate whether your current insurance or warranty plan adequately addresses these specific challenges.

Start by reviewing your existing policy details. Many standard home warranties cover HVAC systems but may have limitations on older units. They might exclude certain parts from coverage or impose caps on repair costs. If you notice that your policy does not fully protect against potential expenses associated with an older HVAC system, it might be time to consider upgrading your coverage.

One option is to purchase an extended warranty specifically designed for older HVAC systems. These plans often offer broader protection than standard warranties, covering a wider range of parts and repairs tailored to the needs of aging equipment. While they come at an additional cost, they provide peace of mind by ensuring that unexpected breakdowns won't lead to significant financial strain.

Another consideration is exploring specialized insurance policies that include comprehensive protection for mature HVAC systems as part of their offerings. Some insurers provide add-ons focused on mechanical failures or equipment malfunctions common in older units, which can be a valuable investment if you own an aging system.

In addition to enhanced coverage options, regularly assessing the condition of your HVAC system is essential in determining whether it's time for a replacement rather than continuing with extensive repairs and upgraded warranties. Sometimes investing in a new unit may be more cost-effective than maintaining an inefficient old one.

Finally, when deciding on upgraded coverage for your aged HVAC system, consult with professionals who understand both insurance intricacies and mechanical aspects of these systems. Their expertise can guide you toward selecting the most suitable plan based on factors such as the remaining lifespan of your equipment and typical repair costs in your area.

In conclusion, choosing the right insurance or warranty plan for an aged HVAC system involves balancing immediate costs against long-term benefits while factoring in potential risks associated with older machinery. By carefully reviewing existing policies and considering specialized plans tailored towards aging units' unique needs-or even opting for replacement-you'll ensure continued comfort without undue financial burden as seasons change year after year.

About Mobile home

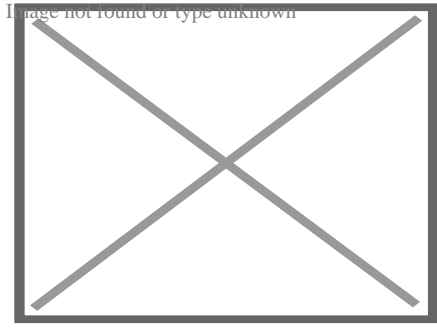
This article is about the prefabricated structure. For the vehicle, see Recreational vehicle. For other uses, see Mobile home (disambiguation).

"Static Caravan" redirects here. For the record label, see Static Caravan Recordings.

"House on wheels" redirects here. For the South Korean variety show, see House on Wheels.

The examples and perspective in this article **deal primarily with the United States and do not represent a worldwide view of the subject**. You may **improve this article**, discuss the issue on the talk page, or create a new article, as appropriate. *(April 2017)* *(Learn how and when to remove this message)*


Image not found. You can help Wikipedia by uploading a file from your device.



Mobile homes with detached single car garages

- v
- t
- e

Part of a series on
Living spaces



Main

- House: detached
- semi-detached
- terraced
- Apartment
- Bungalow
- Cottage
- Ecohouse
- Green home
- Housing project
- Human outpost
- I-house
- Ranch
- Tenement
- Condominium
- Mixed-use development
- Hotel
- Hostel
- Castle
- Public housing
- Squat
- Flophouse
- Shack
- Slum
- Shanty town
- Villa

Issues

- Affordability
- Affordability in the United States
- Executive housing
- Environmental:
 - design
 - planning
 - racism
- Environmental security
- Eviction
- Fair housing
- Healthiness
- Homelessness
- Housing crisis
- Housing discrimination
- Housing stress
- Overpopulation
- Housing inequality
- Home ownership
- Luxury apartments
- Ownership equity
- Permit
- Rent
- Subprime lending
- Subsidized housing
- Sustainable:
 - architecture
 - development
 - living
- Sustainable city
- Toxic hotspot
- Vagrancy

Society and politics

- Housing First
- Housing subsidy
- NIMBY
- Rapid Re-Housing
- Real estate appraisal
- Real estate bubble
- Real estate economics
- Real estate investing
- Redlining
- Rent regulation
- Right to housing
- Rent control
- Rent strike
- Tenants union
- YIMBY

Other

- Alternative lifestyle
- Assisted living
- Boomtown
- Cottage homes
- Eco-cities
- Ecovillage
- Foster care
- Green building
- Group home
- Halfway house
- Healthy community design
- Homeless shelter
- Hospital
- Local community
- Log house
- Natural building
- Nursing home
- Orphanage
- Prison
- Psychiatric hospital
- Residential care
- Residential treatment center
- Retirement community
- Retirement home
- Supportive housing
- Supported living



image not found or type unknown

Housing portal

A **mobile home** (also known as a **house trailer**, **park home**, **trailer**, or **trailer home**) is a prefabricated structure, built in a factory on a permanently attached chassis before being transported to site (either by being towed or on a trailer). Used as permanent homes, or for holiday or temporary accommodation, they are often left permanently or semi-permanently in one place, but can be moved, and may be required to move from time to time for legal reasons.

Mobile homes share the same historic origins as travel trailers, but today the two are very different, with travel trailers being used primarily as temporary or vacation homes. Behind the cosmetic work fitted at installation to hide the base, mobile homes have strong trailer frames, axles, wheels, and tow-hitches.

History

[edit]


In the United States, this form of housing goes back to the early years of cars and motorized highway travel.^[1] It was derived from the travel trailer (often referred to during the early years as "house trailers" or "trailer coaches"), a small unit with wheels attached permanently, often used for camping or extended travel. The original rationale for this type of housing was its mobility. Units were initially marketed primarily to people whose lifestyle required mobility. However, in the 1950s, the homes began to be marketed primarily as an inexpensive form of housing designed to be set up and left in a location for long periods of time or even permanently installed with a masonry foundation. Previously, units had been eight feet or fewer in width, but in 1956, the 10-foot (3.0 m) wide home ("ten-wide") was introduced, along with the new term "mobile home".^[2]

The homes were given a rectangular shape, made from pre-painted aluminum panels, rather than the streamlined shape of travel trailers, which were usually painted after assembly. All of this helped increase the difference between these homes and home/travel trailers. The smaller, "eight-wide" units could be moved simply with a car, but the larger, wider units ("ten-wide", and, later, "twelve-wide") usually required the services of a professional trucking company, and, often, a special moving permit from a state highway department. During the late 1960s and early 1970s, the homes were made even longer and wider, making the mobility of the units more difficult. Nowadays, when a factory-built home is moved to a location, it is usually kept there permanently and the mobility of the units has considerably decreased. In some states, mobile homes have been taxed as personal property if the wheels remain attached, but as real estate if the wheels are removed. Removal of the tongue and axles may also be a requirement for real estate classification.


Manufactured home

[edit]

Main article: Manufactured housing



Example of a modern manufactured home in New Alexandria, Pennsylvania.
28 by 60 feet (8.5 m × 18.3 m)




Manufactured home foundation

Mobile homes built in the United States since June 1976, legally referred to as manufactured homes, are required to meet FHA certification requirements and come with attached metal certification tags. Mobile homes permanently installed on owned land are rarely mortgageable, whereas FHA code manufactured homes are mortgageable through VA, FHA, and Fannie Mae.

Many people who could not afford a traditional site-built home, or did not desire to commit to spending a large sum of money on housing, began to see factory-built homes as a viable alternative for long-term housing needs. The units were often marketed as an alternative to apartment rental. However, the tendency of the units of this era to depreciate rapidly in resale value^[*citation needed*] made using them as collateral for loans much riskier than traditional home loans. Terms were usually limited to less than the thirty-year term typical of the general home-loan market, and interest rates were considerably higher.^[*citation needed*] In that way, mobile home loans resembled motor vehicle loans more than traditional home mortgage loans.

Construction and sizes

[edit]



Exterior wall assemblies being set in place during manufacture

Mobile homes come in two major sizes, *single-wides* and *double-wides*. Single-wides are 18 feet (5.5 m) or less in width and 90 feet (27 m) or less in length and can be towed to their site as a single unit. Double-wides are 20 feet (6.1 m) or more wide and are 90 feet (27 m) in length or less and are towed to their site in two separate units, which are then joined. *Triple-wides* and even homes with four, five, or more units are also built but less frequently.

While site-built homes are rarely moved, single-wide owners often "trade" or sell their home to a dealer in the form of the reduction of the purchase of a new home. These "used" homes are either re-sold to new owners or to park owners who use them as inexpensive rental units. Single-wides are more likely to be traded than double-wides because removing them from the site is easier. In fact, only about 5% of all double-wides will ever be moved.^[*citation needed*]


While an EF1 tornado might cause minor damage to a site-built home, it could do significant damage to a factory-built home, especially an older model or one that is not properly secured. Also, structural components (such as windows) are typically weaker than those in site-built homes.^[3] 70 miles per hour (110 km/h) winds can destroy a mobile home in a matter of minutes. Many brands offer optional hurricane straps, which can be used to tie the home to anchors embedded in the ground.

Regulations

[edit]

United States

[edit]



Home struck by tornado

In the United States, mobile homes are regulated by the US Department of Housing and Urban Development (HUD), via the Federal National Manufactured Housing Construction and Safety Standards Act of 1974. This national regulation has allowed many manufacturers to distribute nationwide because they are immune to the jurisdiction of local building authorities.^[4]^[5] By contrast, producers of modular homes must abide by state and local building codes. There are, however, wind zones adopted by HUD that home builders must follow. For example, statewide, Florida is at least wind zone 2. South Florida is wind zone 3, the strongest wind zone. After Hurricane Andrew in 1992, new standards were adopted for home construction. The codes for building within these wind zones were significantly amended, which has greatly increased their durability. During the 2004 hurricanes in Florida, these standards were put to the test, with great success. Yet, older models continue to face the exposed risk to high winds because of the attachments applied such as carports, porch and screen room additions. Such areas are exposed to "wind capture" which apply extreme force to the underside of the integrated roof panel systems, ripping the fasteners through the roof pan causing a series of events which destroys the main roof system and the home.

The popularity of the factory-built homes caused complications the legal system was not prepared to handle. Originally, factory-built homes tended to be taxed as vehicles rather than real estate, which resulted in very low property tax rates for their inhabitants. That caused local governments to reclassify them for taxation purposes.

However, even with that change, rapid depreciation often resulted in the home occupants paying far less in property taxes than had been anticipated and budgeted. The ability to move many factory-built homes rapidly into a relatively small area resulted in strains to the infrastructure and governmental services of the affected areas, such as inadequate water pressure and sewage disposal, and highway congestion. That led jurisdictions to begin placing limitations on the size and density of developments.

Early homes, even those that were well-maintained, tended to depreciate over time, much like motor vehicles. That is in contrast to site-built homes which include the land they are built on and tend to appreciate in value. The arrival of mobile homes in an area tended to be regarded with alarm, in part because of the devaluation of the housing

potentially spreading to preexisting structures.

This combination of factors has caused most jurisdictions to place zoning regulations on the areas in which factory-built homes are placed, and limitations on the number and density of homes permitted on any given site. Other restrictions, such as minimum size requirements, limitations on exterior colors and finishes, and foundation mandates have also been enacted. There are many jurisdictions that will not allow the placement of any additional factory-built homes. Others have strongly limited or forbidden all single-wide models, which tend to depreciate more rapidly than modern double-wide models.

Apart from all the practical issues described above, there is also the constant discussion about legal fixture and chattels and so the legal status of a trailer is or could be affected by its incorporation to the land or not. This sometimes involves such factors as whether or not the wheels have been removed.

North Carolina

[edit]

The North Carolina Board of Transportation allowed 14-foot-wide homes on the state's roads, but until January 1997, 16-foot-wide homes were not allowed. 41 states allowed 16-foot-wide homes, but they were not sold in North Carolina. Under a trial program approved January 10, 1997, the wider homes could be delivered on specific roads at certain times of day and travel 10 mph below the speed limit, with escort vehicles in front and behind.^[6]^[7] Eventually, all homes had to leave the state on interstate highways.^[8]

In December 1997, a study showed that the wider homes could be delivered safely, but some opponents still wanted the program to end.^[9] On December 2, 1999, the NC Manufactured Housing Institute asked the state Board of Transportation to expand the program to allow deliveries of 16-foot-wide homes within North Carolina.^[8] A month later, the board extended the pilot program by three months but did not vote to allow shipments within the state.^[10] In June 2000, the board voted to allow 16-foot-side homes to be shipped to other states on more two-lane roads, and to allow shipments in the state east of US 220. A third escort was required, including a law enforcement officer on two-lane roads.^[11]

New York

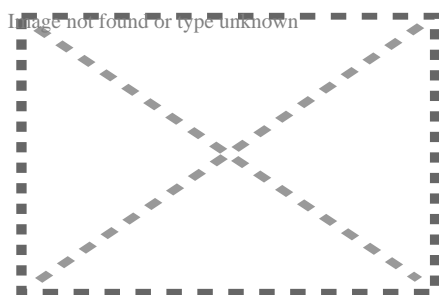
[edit]

In New York State, the Homes and Community Renewal agency tracks mobile home parks and provides regulations concerning them. For example, the agency requires park owners to provide residents with a \$15,000 grant if residents are forced to move when the land is transferred to a new owner. Residents are also granted the right of first refusal for a sale of the park, however, if the owner does not evict tenants for five years, the land sale can go ahead. State law also restricts the annual increase in land lot fee to a cap of 3 percent, unless the landowner demonstrates hardship in a local court, and can then raise the land lot fee by up to 6 percent in a year.^[12]

Mobile home parks

[edit]

Main article: Trailer park



Meadow Lanes Estates Mobile Home Park, Ames, Iowa, August 2010, during a flood

Mobile homes are often sited in land lease communities known as trailer parks (also 'trailer courts', 'mobile home parks', 'mobile home communities', 'manufactured home communities', 'factory-built home communities' etc.); these communities allow homeowners to rent space on which to place a home. In addition to providing space, the site often provides basic utilities such as water, sewer, electricity, or natural gas and other amenities such as mowing, garbage removal, community rooms, pools, and playgrounds.

There are over 38,000^[13] trailer parks in the United States ranging in size from 5 to over 1,000 home sites. Although most parks appeal to meeting basic housing needs, some communities specialize towards certain segments of the market. One subset of mobile home parks, retirement communities, restrict residents to those age 55 and older. Another subset of mobile home parks, seasonal communities, are located in popular vacation destinations or are used as a location for summer homes. In New York State, as of 2019, there were 1,811 parks with 83,929 homes.^[12]

Newer homes, particularly double-wides, tend to be built to much higher standards than their predecessors and meet the building codes applicable to most areas. That has led to a reduction in the rate of value depreciation of most used units.^[14]

Additionally, modern homes tend to be built from materials similar to those used in site-built homes rather than inferior, lighter-weight materials. They are also more likely to physically resemble site-built homes. Often, the primary differentiation in appearance is that factory-built homes tend to have less of a roof slope so that they can be readily transported underneath bridges and overpasses.^[*citation needed*]

The number of double-wide units sold exceeds the number of single-wides, which is due in part to the aforementioned zoning restrictions. Another reason for higher sales is the spaciousness of double-wide units, which are now comparable to site-built homes. Single-wide units are still popular primarily in rural areas, where there are fewer restrictions. They are frequently used as temporary housing in areas affected by natural disasters when restrictions are temporarily waived.^[*citation needed*]

Another recent trend has been parks in which the owner of the mobile home owns the lot on which their unit is parked. Some of these communities simply provide land in a homogeneous neighborhood, but others are operated more like condominiums with club homes complete with swimming pools and meeting rooms which are shared by all of the residents, who are required to pay membership fees and dues.


By country

[edit]

Mobile home (or mobile-homes) are used in many European campgrounds to refer to fixed caravans, purpose-built cabins, and even large tents, which are rented by the week or even year-round as cheap accommodation, similar to the US concept of a trailer park. Like many other US loanwords, the term is not used widely in Britain.^[*citation needed*]

United Kingdom


[edit]



A mobile home marketed as a holiday home

Mobile Homes or Static Caravans are popular across the United Kingdom. They are more commonly referred to as Park Homes or Leisure Lodges, depending on if they are marketed as a residential dwelling or as a second holiday home residence.

Residential Mobile homes (park homes) are built to the BS3632 standard. This standard is issued by the British Standards Institute. The institute is a UK body who produce a range of standards for businesses and products to ensure they are fit for purpose. The majority of residential parks in the UK have a minimum age limit for their residents, and are generally marketed as retirement or semi-retirement parks. Holiday Homes, static caravans or holiday lodges aren't required to be built to BS3632 standards, but many are built to the standard.



A static caravan park on the cliffs above Beer, Devon, England

In addition to mobile homes, static caravans are popular across the UK. Static caravans have wheels and a rudimentary chassis with no suspension or brakes and are therefore transported on the back of large flatbed lorries, the axle and wheels being used for movement to the final location when the static caravan is moved by tractor or 4×4. A static caravan normally stays on a single plot for many years and has many of the modern conveniences normally found in a home.

Mobile homes are designed and constructed to be transportable by road in one or two sections. Mobile homes are no larger than 20 m × 6.8 m (65 ft 7 in × 22 ft 4 in) with an internal maximum height of 3.05 m (10 ft 0 in). Legally, mobile homes can still be defined as "caravans".

Static holiday caravans generally have sleeping accommodation for 6 to 10 people in 2, 3 or 4 bedrooms and on convertible seating in the lounge referred to as a 'pull out bed'. They tend towards a fairly "open-plan" layout, and while some units are double glazed and centrally heated for year-round use, cheaper models without double glazing or central heating are available for mainly summer use. Static caravan holiday homes are intended for leisure use and are available in 10 and 12 ft (3.0 and 3.7 m) widths, a small number in 13 and 14 ft (4.0 and 4.3 m) widths, and a few 16 ft (4.9 m) wide, consisting of two 8 ft (2.4 m) wide units joined. Generally, holiday homes are clad in painted steel panels, but can be clad in PVC, timber or composite materials. Static caravans are sited on caravan parks where the park operator of the site leases a plot to the caravan


owner. There are many holiday parks in the UK in which one's own static caravan can be owned. There are a few of these parks in areas that are prone to flooding and anyone considering buying a sited static caravan needs to take particular care in checking that their site is not liable to flooding.

Static caravans can be rented on an ad-hoc basis or purchased. Purchase prices range from £25,000 to £100,000. Once purchased, static caravans have various ongoing costs including insurance, site fees, local authority rates, utility charges, winterisation and depreciation. Depending on the type of caravan and the park these costs can range from £1,000 to £40,000 per year.^[15] Some park owners used to have unfair conditions in their lease contracts but the Office of Fair Trading has produced a guidance document available for download called Unfair Terms in Holiday Caravan Agreements which aims to stop unfair practices.

Israel

[edit]

Main article: Caravan (Israel)



Posting of *caravan* in Mitzpe Hila, Israel, 1982

Many Israeli settlements and outposts are originally composed of caravans (Hebrew: אֶשְׁכָּרָה *ʾeškerá*; אֶשְׁכָּרָה *ʾeškerá*; pl. אֶשְׁכָּרוֹת *ʾeškerot*; *caravan*; pl. אֶשְׁכָּרוֹת *ʾeškerot*; *caravanim*). They are constructed of light metal, are not insulated but can be outfitted with heating and air-conditioning units, water lines, recessed lighting, and floor tiling to function in a full-service capacity. Starting in 2005, prefabricated homes, named *caravillas* (Hebrew: אֶשְׁכָּרָה *ʾeškerá*; אֶשְׁכָּרָה *ʾeškerá*; *caravilla*; a portmanteau of the words caravan, and villa, begin to replace mobile homes in many Israeli settlements.

Difference from modular homes

[edit]

Main article: Modular home

Because of similarities in the manufacturing process, some companies build both types in their factories. Modular homes are transported on flatbed trucks rather than being towed, and lack axles and an automotive-type frame. However, some modular homes are towed behind a semi-truck or toter on a frame similar to that of a trailer. The home is usually in two pieces and is hauled by two separate trucks. Each frame has five or more axles, depending on the size of the home. Once the home has reached its location, the axles and the tongue of the frame are then removed, and the home is set on a concrete foundation by a large crane.

Both styles are commonly referred to as factory-built housing, but that term's technical use is restricted to a class of homes regulated by the Federal National Mfd. Housing Construction and Safety Standards Act of 1974.

Most zoning restrictions on the homes have been found to be inapplicable or only applicable to modular homes. That occurs often after considerable litigation on the topic by affected jurisdictions and by plaintiffs failing to ascertain the difference. Most modern modulars, once fully assembled, are indistinguishable from site-built homes. Their roofs are usually transported as separate units. Newer modulars also come with roofs that can be raised during the setting process with cranes. There are also modulars with 2 to 4 storeys.

Gallery

[edit]

Construction starts with the frame.

○

Image not found or type unknown

Construction starts with the frame.

Interior wall assemblies are attached.

○

Image not found or type unknown

Interior wall assemblies are attached.

Roof assembly is set atop home.

○

Image not found or type unknown

Roof assembly is set atop
home.

Drywall is completed.

○

Image not found or type unknown

Drywall is completed.
Home is ready for delivery to site.

○

Image not found or type unknown

Home is ready for delivery to
site.

- A modern "triple wide" home, designed to look like an adobe home

Image not found or type unknown

A modern "triple wide"
home, designed to look like
an adobe home

A mobile home is being moved, California.

○

Image not found or type unknown

A mobile home
is being moved,
California.

- A mobile home being prepared for transport

Image not found or type unknown

A mobile home being
prepared for transport

See also

[edit]

- Image not found or type unknown Housing portal
- All Parks Alliance for Change
- Campervan
- Construction trailer
- Houseboat
- Manufactured housing
- Modular home
- Motorhome
- Nomadic wagons
- Recreational vehicle
- Reefer container housing units
- Small house movement
- Trailer (vehicle)
- Trailer Park Boys
- Trailer trash
- Vardo
- Prefabricated home

References

[edit]

1. ^ "Part 17, Mobile Home Parks". ny.gov.
2. ^ "Mobile Manufactured Homes". ct.gov. Retrieved 28 March 2018.
3. ^ "Caravan Repairs? Great Caravan Repair Deals!". canterburycaravans.com.au.
4. ^ "Titles for Mobile Homes". AAA Digest of Motor Laws.
5. ^ Andrews, Jeff (January 29, 2018). "HUD to explore deregulating manufactured housing". *Curbed*. Archived from the original on 2018-01-29. Retrieved 2019-04-19.
6. ^ Hackett, Thomas (January 11, 1997). "Extra-wide homes to take to the road". *News & Observer*. p. A3.
7. ^ Mitchell, Kirsten B. (January 10, 1997). "Wider trailer transport OK'd". *Star-News*. p. 1A.
8. ^ **a b** Whitacre, Dianne (December 2, 1999). "Mobile-Home Makers Look to Squeeze on N.C. Roads". *The Charlotte Observer*. p. 1C.
9. ^ "Study: Keep Curbs on Transporting Wide Mobile Homes". *The Charlotte Observer*. December 1, 1997. p. 4C.
10. ^ Bonner, Lynn (January 7, 2000). "Program for wide mobile homes extended". *News & Observer*. p. A3.
11. ^ "Wide mobile homes given final approval". *News & Observer*. June 3, 2000. p. A3.
12. ^ **a b** Liberatore, Wendy (January 23, 2022). "Saratoga County's mobile home parks - a sign of an affordable housing crisis". www.timesunion.com. Retrieved January 23, 2022.
13. ^ "Database of Mobile Home Parks in the United States". Retrieved 2009-02-17.
14. ^ "Homes". *Answers.com*. Retrieved 2006-09-12.
15. ^ "Cost of a static caravan or lodge". *StaticCaravanExpert*. 28 December 2020. Retrieved 2021-03-07.

Further reading


[edit]

- Benson, J. E. (1990). Good neighbors: Ethnic relations in Garden City trailer courts. *Urban Anthropology*, 19, 361–386.
- Burch-Brown, C. (1996). *Trailers*. Charlottesville: University Press of Virginia. Text by David Rigsbee.
- Geisler, C. C., & Mitsuda, H. (1987). Mobile-home growth, regulation, and discrimination in upstate New York. *Rural Sociology*, 52, 532–543.
- Hart, J. F., Rhodes, M. J., & Morgan, J. T. (2002). *The unknown world of the mobile home*. Baltimore: Johns Hopkins University Press.
- MacTavish, K. A., & Salamon, S. (2001). Mobile home park on the prairie: A new rural community form. *Rural Sociology*, 66, 487–506.
- Moore, B. (2006). Trailer trash: The world of trailers and mobile homes in the Southwest. Laughlin: *Route 66 Magazine*.
- Thornburg, D. A. (1991). *Galloping bungalows: The rise and demise of the American house trailer*. Hamden: Archon Books.

- Wallis, A. D. (1991). *Wheel estate: The rise and decline of mobile homes*. New York: Oxford University Press.

External links

[edit]

Image not found or type unknown

Wikimedia Commons has media related to ***Mobile homes***.

- Regulating body in the UK
- US Federal Manufactured Home Construction and Safety Standards

About Royal Supply Inc

Photo

Image not found or type unknown

Photo

Image not found or type unknown

Photo


Image not found or type unknown

Photo

Image not found or type unknown

Things To Do in Johnson County

Photo

Image not found or type unknown

Overland Park Arboretum & Botanical Gardens

4.8 (3513)

Photo

Image not found or type unknown

Firefly Forest

3.9 (29)

Photo

Image not found or type unknown

Museum at Prairiefire

4.3 (1149)

Photo

Heritage Park

4.6 (763)

Photo

Image not found or type unknown

Johnson County Museum

4.7 (709)

Photo

Image not found or type unknown

Ensor Park & Museum

4.9 (19)

Driving Directions in Johnson County

Driving Directions From Braun Richard E MD to Royal Supply Inc

Driving Directions From Extended Stay Lenexa Studios to Royal Supply Inc

Driving Directions From Motel 6 Lenexa, KS - Kansas City Southwest to Royal Supply Inc

Driving Directions From Life Time to Royal Supply Inc

Driving Directions From Lakeview Village to Royal Supply Inc

Driving Directions From Olathe to Royal Supply Inc

https://www.google.com/maps/dir/Security+P+S/Royal+Supply+Inc/@38.9569701,-94.7438834,14z/data=!3m1!4b1!4m14!4m13!1m5!1m1!1sChIJJD32T9U7qwlCRxvOxJZF94.7438834!2d38.9569701!1m5!1m1!1sChIJ_XoYwMj7wlcRCNrQGPAF00Y!2m2!1d-94.7597267!2d38.9453734!3e0

https://www.google.com/maps/dir/Braun+Richard+E+MD/Royal+Supply+Inc/@38.9494.7762569,14z/data=!3m1!4b1!4m14!4m13!1m5!1m1!1sChIJrdOOCVuUwlcRWy6_1P94.7762569!2d38.9466855!1m5!1m1!1sChIJ_XoYwMj7wlcRCNrQGPAF00Y!2m2!1d-94.7597267!2d38.9453734!3e3

https://www.google.com/maps/dir/Tapco+Products+Co/Royal+Supply+Inc/@38.928494.7674183,14z/data=!3m1!4b1!4m14!4m13!1m5!1m1!1sChIJxaWh6QCVwlcR_zHLDe94.7674183!2d38.9284245!1m5!1m1!1sChIJ_XoYwMj7wlcRCNrQGPAF00Y!2m2!1d-94.7597267!2d38.9453734!3e0

https://www.google.com/maps/dir/Essense+of+Australia/Royal+Supply+Inc/@38.92294.7637384,14z/data=!3m1!4b1!4m14!4m13!1m5!1m1!1sChIJRbVZ6aHswlcRLHE5gM94.7637384!2d38.9229133!1m5!1m1!1sChIJ_XoYwMj7wlcRCNrQGPAF00Y!2m2!1d-94.7597267!2d38.9453734!3e3

https://www.google.com/maps/dir/Quest+Diagnostics/Royal+Supply+Inc/@38.9461794.776076,14z/data=!3m1!4b1!4m14!4m13!1m5!1m1!1sChIJrdOOCVuUwlcRdrRtaDt594.776076!2d38.946177!1m5!1m1!1sChIJ_XoYwMj7wlcRCNrQGPAF00Y!2m2!1d-94.7597267!2d38.9453734!3e0

94.7597267!2d38.9453734!3e0

https://www.google.com/maps/dir/Ambitious+Pixels/Royal+Supply+Inc/@38.9480783,94.7414298,14z/data=!3m1!4b1!4m14!4m13!1m5!1m1!1sChIJb6nCI7LxwlcRN5W7Rnr94.7414298!2d38.9480783!1m5!1m1!1sChIJ_XoYwMj7wlcRCNrQGPAF00Y!2m2!1d-94.7597267!2d38.9453734!3e3

Driving Directions From Heritage Park to Royal Supply Inc

Driving Directions From Ernie Miller Park & Nature Center to Royal Supply Inc

Driving Directions From TimberRidge Adventure Center to Royal Supply Inc

Driving Directions From TimberRidge Adventure Center to Royal Supply Inc

Driving Directions From Deanna Rose Children's Farmstead to Royal Supply Inc

Driving Directions From 9/11 Memorial to Royal Supply Inc

https://www.google.com/maps/dir/Firefly+Forest/Royal+Supply+Inc/@38.8776825,-94.6869656,14z/data=!3m1!4b1!4m14!4m13!1m5!1m1!1sunknown!2m2!1d-94.6869656!2d38.8776825!1m5!1m1!1sChIJ_XoYwMj7wlcRCNrQGPAF00Y!2m2!1d-94.7597267!2d38.9453734!3e0

https://www.google.com/maps/dir/Ensor+Park+%26+Museum/Royal+Supply+Inc/@39.8053324,14z/data=!3m1!4b1!4m14!4m13!1m5!1m1!1sunknown!2m2!1d-94.8053324!2d38.7959836!1m5!1m1!1sChIJ_XoYwMj7wlcRCNrQGPAF00Y!2m2!1d-94.7597267!2d38.9453734!3e0

https://www.google.com/maps/dir/Heritage+Park/Royal+Supply+Inc/@38.8308502,-94.7528206,14z/data=!3m1!4m1!4m13!1m5!1m1!1sunknown!2m2!1d-94.7528206!2d38.8308502!1m5!1m1!1sChIJ_XoYwMj7wlcRCNrQGPAF00Y!2m2!1d-

94.7597267!2d38.9453734!3e0

Reviews for Royal Supply Inc

Royal Supply Inc

Image not found or type unknown

Donald Waggoner

(4)

I received a furnace installment from this place and was extremely happy with the furnace installation, but during the installation, they did something to completely make my hot water heater not work. They installed it on Friday at noon, and by the time I realized I had no hot water, it's after they closed, which left me with no hot water. Update: I had to call someone else out to help get my hot water heater fixed and operating correctly. While I am extremely grateful to the company for installing a great furnace, my final review will stay at 4 stars for the fact that the team did not address the hot water heater back to working order. I may use them for further things in the future, but I must leave this review to help others not have the same issues as me.

Royal Supply Inc

Image not found or type unknown

Ashley Foster

(5)

In a rush we had to replace our tub/surround in our home. We ordered online with another supplier and had a HORRIBLE experience. A friend recommended Royal Supply and they had exactly what we needed. We paid, loaded our trailer and were gone in less than 15 minutes. They are friendly and very helpful. Would definitely recommend to family and friends.

Royal Supply Inc

Image not found or type unknown

william mann

(5)

Needed an exterior door in a hurry after storm damaged mine. All the big box stores were days or weeks out on a 34x76 door. Google lead me here, I went in, asked if he had one that size, took me in their warehouse and showed me several options. Found a door I liked, and they had all the additional hardware to install I needed. One stop shop, friendly and helpful. Priced right too.

Royal Supply Inc

Image not found or type unknown

Caleb Roye

(5)

incredibly helpful staff. very educated on products and installation.

Royal Supply Inc

Image not found or type unknown

J.

(1)

Terrible AC install. Skimped on 90°c fittings for the electric conduit under my house, they used black electrical tape instead, I look under my house to find bare wires that are not in a conduit which is an electrical safety no no and could lead to my house burning down. Left a massive gaping hole in my insulation leaving me to deal with itchy fiberglass myself which I only discovered after a summer of high electricity bills due to terrible insulation.

Knowing When to Upgrade Coverage to Match System Age [View GBP](#)

Frequently Asked Questions

How do I determine if my current HVAC coverage is still adequate for an older system?

Assess the age and condition of your HVAC system. As systems age, they may require more frequent repairs and maintenance, which might not be covered under a basic plan. Consider upgrading to a comprehensive plan that includes parts and labor for older systems.

What signs indicate its time to upgrade my HVAC coverage due to system aging?

Look for increased frequency of breakdowns, rising repair costs, or difficulty finding replacement parts for your model. These are indicators that your current coverage may no longer suffice, and upgraded protection could minimize out-of-pocket expenses.

How does seasonal use impact the decision to upgrade my HVAC coverage?

Seasonal usage can lead to wear and tear over time, especially if the system runs continuously during peak seasons. If you notice decreased efficiency or performance during these times, it might be prudent to reevaluate your coverage options before high-demand periods.

What factors should I consider when choosing new HVAC coverage for an aging system?

Consider the age of your equipment, typical repair costs, expected lifespan extensions with proper maintenance, and whether any specific components (like compressors or coils) are prone to failure in older models. Choose a plan that offers comprehensive support tailored to these needs.

Royal Supply Inc

Phone : +18164837979

City : Lenexa

State : KS

Zip : 66215

Address : Unknown Address

Google Business Profile

Company Website : <https://royal-durhamsupply.com/locations/lenexa-kansas/>

Sitemap

Privacy Policy

