

Mobile Home



- **News**
- **Preparing Mobile Home Spaces for New HVAC Installations**
Preparing Mobile Home Spaces for New HVAC Installations Inspecting Existing Ductwork for Proper Fit Managing Limited Crawl Space Access for Equipment Adapting Installation Tools for Mobile Home Conditions Strategies for Reducing Vibrations and Noise Transfer Addressing Vent Placement for Balanced Airflow Securing Air Conditioner Units Against Shifting Foundations Fitting Compact Heat Pumps in Tight Areas Streamlining Installation to Minimize Home Disruption Recommended Steps for Post Installation Checks Ensuring Adequate Clearances Around Outdoor Units Evaluating the Benefits of Customized System Design
- **Breaking Down Basic Warranty Terms for HVAC Systems**
Breaking Down Basic Warranty Terms for HVAC Systems Comparing Options for Parts and Labor Coverage Understanding Extended Plans for Greater Protection Recognizing Exclusions That Affect Repair Costs Evaluating the Value of Transferable Warranties Reviewing Service Contracts for Mobile Home Units Deciding Between Standard and Extended Coverage Periods Assessing Risk Factors That Influence Warranty Selection Managing Repairs Through Manufacturer Warranty Claims Clarifying the Difference Between Warranty and Insurance Knowing When to Upgrade Coverage to Match System Age Tips for Documenting Maintenance to Preserve Warranty Validity
- **About Us**



In the world of HVAC repair contracts, understanding the intricacies of what is and isn't covered can be a labyrinthine task. Among these complexities, "Common Exclusions" play a pivotal role in shaping the financial landscape for homeowners and businesses alike.

Recognizing these exclusions is crucial as they directly affect repair costs, often in significant and unexpected ways.

At its core, an HVAC system is a complex network of components that work harmoniously to regulate indoor climate. When any part of this system falters, timely repairs become essential to restore comfort and functionality. However, when delving into an HVAC repair contract, one must be acutely aware that not all potential issues are covered under the standard terms of service. This is where common exclusions come into play.

Mobile home HVAC systems must comply with local building codes **mobile home hvac units** ultraviolet radiation.

One frequent exclusion found in many contracts pertains to pre-existing conditions. Much like health insurance policies, HVAC contracts often do not cover repairs for issues that existed before the contract was signed. This means if your system had underlying problems that were not addressed prior to entering into an agreement, you might find yourself footing the bill for those repairs out-of-pocket.

Another prevalent exclusion relates to lack of maintenance. Regular maintenance is crucial for keeping HVAC systems running efficiently and preventing breakdowns. Many contracts stipulate that failure to maintain the system according to specified guidelines can void coverage for certain repairs. This serves as a reminder of the importance of routine check-ups-not only do they extend the life of your equipment, but they also ensure you remain eligible for covered repairs.

Natural disasters or acts of God are also commonly excluded from coverage. While it may seem unfair to penalize someone for events beyond their control-such as lightning strikes or flooding-such exclusions are commonplace across many types of insurance and service agreements due to their unpredictable nature and potentially high costs.

Moreover, parts or equipment with limited lifespans such as filters or batteries are typically excluded from repair contracts. These components need regular replacement rather than repair and are considered consumables rather than durable goods within the scope of most agreements.

Understanding these common exclusions empowers consumers by setting realistic expectations about what expenses might arise during an HVAC system's lifecycle. It allows homeowners to plan financially for potential out-of-pocket costs while also encouraging proactive measures like regular maintenance checks.

In conclusion, while HVAC repair contracts provide invaluable peace of mind by covering numerous unforeseen issues, recognizing common exclusions is imperative in managing repair costs effectively. By being informed about what your contract does-and more importantly does not-cover, you can avoid unexpected financial burdens and ensure your home remains comfortable year-round without breaking the bank.

Inspecting and Upgrading Insulation and Ventilation —

- Evaluating Space Requirements for New HVAC Systems
- Inspecting and Upgrading Insulation and Ventilation
- Ensuring Structural Integrity and Stability of the Mobile Home
- Assessing Electrical and Plumbing Connections for Compatibility
- Selecting Energy-Efficient HVAC Systems Suitable for Mobile Homes
- Preparing the Installation Area: Safety and Accessibility Measures

The impact of seasonal changes on HVAC system performance is a critical consideration in understanding the factors that affect repair costs. As the seasons shift, HVAC systems face varying demands and stressors, which can influence their efficiency, longevity, and upkeep requirements.

During the sweltering summer months, air conditioning units are tasked with maintaining comfortable indoor temperatures despite soaring outdoor heat. This increased workload can lead to wear and tear on components such as compressors and condensers. If not properly maintained, these parts are prone to overheating or even failure, necessitating costly repairs or replacements. Regular maintenance checks before peak summer usage can help identify potential issues early on, allowing for preventive measures that could save significant repair expenses.

Conversely, in winter, heating systems become paramount. Furnaces and heat pumps must operate efficiently to counteract frigid outdoor conditions. However, this season also brings its own set of challenges. Cold weather can exacerbate issues like frozen pipes or clogged filters due to increased usage and fluctuating temperatures. Neglecting these aspects might result in unexpected breakdowns at inopportune times-a situation where repair costs can skyrocket due to emergency service needs.

Seasonal transitions also play a role in affecting HVAC performance. Spring and fall are ideal times for conducting comprehensive inspections of HVAC systems since they bridge the extremes of hot and cold weather. During these periods, technicians can assess equipment for any damage sustained during previous high-demand seasons and ensure all components are functioning optimally before being placed under stress again.

Understanding exclusions that affect repair costs involves recognizing what warranties or insurance policies cover-and what they don't-during these seasonal changes. Many homeowners assume their warranty will cover any HVAC-related issue; however, some exclusions might apply if the damage results from neglect or lack of regular maintenance. For instance, a warranty may not cover repairs if it's determined that failing to replace air filters regularly led to system damage over time.

Therefore, it's essential for property owners to familiarize themselves with warranty terms and invest in routine maintenance agreements. These agreements often include periodic inspections and servicing tailored to address seasonal impacts on HVAC systems proactively.

In conclusion, the influence of seasonal changes on HVAC system performance is undeniable when it comes to predicting repair costs. By acknowledging how different weather conditions strain heating and cooling units differently throughout the year-and by staying informed about applicable coverage exclusions-property owners can better manage potential expenses related to necessary repairs while ensuring consistent indoor comfort regardless of external climate fluctuations.


Adapting Installation Tools to Fit Mobile Home HVAC Requirements



Adapting installation tools to fit mobile home HVAC requirements is a nuanced endeavor that demands creativity, precision, and a keen understanding of both the unique constraints and opportunities presented by mobile homes.. The process involves not just retrofitting existing systems but also innovating new solutions that cater specifically to the needs of these structures.

Posted by on 2024-12-23

Addressing Crawl Space Challenges in Mobile Home HVAC Installations



Maintaining optimal functionality of an HVAC system in a mobile home presents unique challenges, particularly when addressing issues related to crawl spaces.. These areas, often overlooked, play a critical role in ensuring the efficiency and longevity of your HVAC system.

Posted by on 2024-12-23

Ensuring Structural Integrity and Stability of the Mobile

Home

Weather conditions play a significant role in determining the repair necessities and associated costs of various structures, vehicles, and equipment. Understanding how weather affects these factors helps in recognizing exclusions that can drastically alter repair budgets. When contemplating repair costs, it is crucial to account for the influence of weather-related elements such as temperature fluctuations, humidity levels, precipitation, and wind forces.

Temperature extremes-both hot and cold-can lead to the deterioration of materials over time. For instance, prolonged exposure to high temperatures can cause thermal expansion in metals and other materials, potentially resulting in warping or cracking. On the other hand, freezing temperatures may lead to brittleness and even shattering or bursting of pipes and other components. Such conditions necessitate specific repairs that might exceed standard maintenance expectations.

Humidity also plays a critical role; excessive moisture can accelerate rusting and corrosion in metal surfaces, while low humidity might lead to drying out or shrinking of wooden structures. Both scenarios require attention beyond typical wear-and-tear repairs. Additionally, areas with high precipitation levels often face increased erosion challenges for buildings' exteriors and roads. This not only elevates repair needs but also demands more frequent interventions.

Wind forces are another factor to consider when assessing repair requirements. High winds can cause physical damage by dislodging roofing materials or breaking windows, leading to immediate repair needs that inflate costs unexpectedly. Moreover, storms combining wind with rain or snow exacerbate these issues by introducing water ingress into compromised structures.

Recognizing these exclusions related to specific weather impacts is crucial for accurate budgeting in repair scenarios. Insurance policies often outline certain conditions under which they will cover repairs versus those deemed as exclusions due to predictable weather-related wear or damage. For instance, if a region is prone to heavy snowfall causing roof collapses annually without sufficient preventive measures taken by property owners, insurance companies might exclude coverage for such damages.

In conclusion, understanding how weather conditions affect repair necessities is essential for accurately predicting costs and preparing financially viable strategies. By recognizing potential exclusions based on regional climate patterns and taking proactive steps towards reinforcement and preventive maintenance, individuals and businesses can mitigate unexpected expenses while ensuring long-term structural integrity against adverse weather impacts.





Assessing Electrical and Plumbing Connections for Compatibility

In the world of contracts, the fine print often holds more power than the bold headlines. One of the most critical aspects to consider when entering into any contractual agreement, especially those involving repair and maintenance costs, is understanding and identifying hidden costs due to contractual exclusions. These exclusions can significantly affect your financial responsibilities and ultimately alter the perceived value of a contract.

Contractual exclusions are provisions that explicitly limit or eliminate certain liabilities or obligations under a contract. While they may seem like mere footnotes at first glance, these exclusions can have substantial impacts on repair costs. For example, a service contract for home appliances might exclude coverage for specific types of damage or repairs deemed as "wear and tear." This means that while you may believe you're fully covered for any issues that arise with your appliance, in reality, you may be responsible for costly repairs that fall outside the narrow scope defined by these exclusions.

Identifying hidden costs requires an attentive eye and a thorough understanding of the language used within contracts. Legal jargon can often cloud our comprehension, leading many to overlook critical details until it's too late. Therefore, it is imperative to approach each contract with caution and clarity. Consider consulting with legal professionals who can help demystify complex terms and highlight potential areas where hidden costs could emerge due to exclusions.

Moreover, recognizing these exclusions before signing on the dotted line allows individuals and businesses alike to make informed decisions about their contractual obligations. By doing so, one can negotiate terms that are more favorable or seek alternative solutions that offer better protection against unforeseen expenses.

The impact of ignoring such details can be significant. Unanticipated repair costs not only strain budgets but also disrupt operations or daily life depending on the nature of what's being repaired-be it machinery crucial for business processes or essential household appliances.

In summary, while contractual agreements are designed to clarify relationships between parties regarding products or services provided, they can also harbor hidden pitfalls in the form of exclusions that lead to unexpected repair costs. Identifying these potential pitfalls requires diligence in reviewing contracts thoroughly and seeking expert advice when necessary. By taking proactive steps to recognize these exclusions early on, you safeguard yourself from unwelcome surprises down the road-a strategy that pays dividends both financially and operationally over time.

Selecting Energy-Efficient HVAC Systems Suitable for Mobile Homes

In our everyday lives, unexpected repair expenses can be a significant financial burden. Whether it's a leaky roof, a malfunctioning appliance, or a car breakdown, these unforeseen costs can disrupt budgets and create stress. Recognizing exclusions that affect repair costs is a critical strategy for avoiding such surprises.

The first step in managing repair expenses is understanding your insurance policies. Many homeowners and auto insurance policies have specific exclusions that are often overlooked until the need arises. For instance, standard homeowners insurance typically doesn't cover wear and tear or maintenance-related issues. It's crucial to read the fine print of your policy documents to identify what is covered and what is not. By doing this, you can anticipate potential out-of-pocket expenses and budget accordingly.

Another common area where exclusions impact repair costs is with warranties on appliances and electronics. Many consumers assume their warranty covers all types of repairs, but in reality, most warranties have limitations. For example, they might exclude damage caused by misuse or neglect or only cover certain parts of the appliance. To avoid unexpected costs, it's wise to familiarize yourself with these terms when purchasing new items.

Car repairs also come with their own set of potential exclusions. Extended vehicle warranties may sound comprehensive but often exclude components like brakes or routine maintenance parts such as filters and oils. Understanding these limitations can help you prepare financially for regular upkeep that falls outside warranty coverage.

Furthermore, taking preventive measures can minimize the likelihood of encountering excluded repair scenarios altogether. Regular maintenance checks for homes, vehicles, and appliances reduce the risk of major breakdowns that aren't covered by insurance or warranties due to negligence clauses.

Finally, building an emergency fund specifically for repairs is invaluable. Even with full knowledge of exclusions, some repairs will still require out-of-pocket expenses due to unforeseen circumstances or policy gaps. Having funds set aside ensures you're financially prepared when these situations arise without having to resort to high-interest loans or credit cards.

In conclusion, recognizing exclusions that affect repair costs involves diligent research into your insurance policies and warranties alongside proactive maintenance practices. By understanding what isn't covered before an issue arises and planning accordingly through savings strategies like an emergency fund, you can significantly mitigate the impact of unexpected repair expenses on your financial health.





Preparing the Installation Area: Safety and Accessibility Measures

Negotiating contracts, particularly those pertaining to repairs and maintenance, can often feel like navigating a maze. The path is fraught with potential pitfalls, especially when it comes to exclusions that can dramatically affect repair costs. Recognizing these exclusions and effectively negotiating them is critical in safeguarding your financial interests.

Exclusions are specific situations or conditions that are not covered under a contract. In the context of repair contracts, these might include certain types of damage or parts that are not included in the agreement. These exclusions can significantly increase out-of-pocket expenses if they aren't addressed during the negotiation phase.

The first step in minimizing exclusions is thorough preparation. Before entering negotiations, it's crucial to understand the scope of work and what typical exclusions might be encountered. Researching industry standards and having a clear understanding of your own needs will provide a solid foundation for discussions.

Once you have identified potential exclusions, prioritize open communication with the other party involved in the contract. Transparency is key; clearly articulate your concerns about specific exclusions and their implications on repair costs. This dialogue should aim to establish mutual understanding and trust, which can pave the way for more favorable terms.

In negotiations, proposing alternatives can also be beneficial. For example, if certain materials or damages are excluded from coverage, suggest substituting them with options that both parties find acceptable. This approach not only demonstrates flexibility but also shows your willingness to reach a compromise.

Another effective strategy is to seek legal counsel or advice from professionals experienced in contract law. They can provide insights into common exclusion clauses and offer strategies for negotiating them out of the contract or mitigating their impact.

Finally, always ensure that any changes agreed upon during negotiations are documented in writing within the contract itself. Verbal agreements hold little weight if disputes arise later on; having everything clearly stated helps avoid misunderstandings and provides legal protection.


In conclusion, recognizing and addressing exclusions that affect repair costs requires diligence and strategic negotiation skills. By preparing thoroughly, communicating effectively, considering alternative solutions, seeking professional advice, and ensuring all agreements are documented clearly, you can negotiate contracts that minimize unwanted surprises and protect your financial interests over time.

About Mobile home

This article is about the prefabricated structure. For the vehicle, see Recreational vehicle. For other uses, see Mobile home (disambiguation).
"Static Caravan" redirects here. For the record label, see Static Caravan Recordings.
"House on wheels" redirects here. For the South Korean variety show, see House on Wheels.

The examples and perspective in this article **deal primarily with the United States and do not represent a worldwide view of the subject**. You may improve this article, discuss the issue on the talk page, or create a new article, as appropriate. *(April 2017)* *(Learn how and when to remove this message)*


Image not found or type unknown



Mobile homes with detached single car garages

- v
- t
- e

Part of a series on
Living spaces



Main

- House: detached
- semi-detached
- terraced
- Apartment
- Bungalow
- Cottage
- Ecohouse
- Green home
- Housing project
- Human outpost
- I-house
- Ranch
- Tenement
- Condominium
- Mixed-use development
- Hotel
- Hostel
- Castle
- Public housing
- Squat
- Flophouse
- Shack
- Slum
- Shanty town
- Villa

Issues

- Affordability
- Affordability in the United States
- Executive housing
- Environmental:
 - design
 - planning
 - racism
- Environmental security
- Eviction
- Fair housing
- Healthiness
- Homelessness
- Housing crisis
- Housing discrimination
- Housing stress
- Overpopulation
- Housing inequality
- Home ownership
- Luxury apartments
- Ownership equity
- Permit
- Rent
- Subprime lending
- Subsidized housing
- Sustainable:
 - architecture
 - development
 - living
- Sustainable city
- Toxic hotspot
- Vagrancy

Society and politics

- Housing First
- Housing subsidy
- NIMBY
- Rapid Re-Housing
- Real estate appraisal
- Real estate bubble
- Real estate economics
- Real estate investing
- Redlining
- Rent regulation
- Right to housing
- Rent control
- Rent strike
- Tenants union
- YIMBY

Other

- Alternative lifestyle
- Assisted living
- Boomtown
- Cottage homes
- Eco-cities
- Ecovillage
- Foster care
- Green building
- Group home
- Halfway house
- Healthy community design
- Homeless shelter
- Hospital
- Local community
- Log house
- Natural building
- Nursing home
- Orphanage
- Prison
- Psychiatric hospital
- Residential care
- Residential treatment center
- Retirement community
- Retirement home
- Supportive housing
- Supported living



not found or type unknown

Housing portal

A **mobile home** (also known as a **house trailer**, **park home**, **trailer**, or **trailer home**) is a prefabricated structure, built in a factory on a permanently attached chassis before being transported to site (either by being towed or on a trailer). Used as permanent homes, or for holiday or temporary accommodation, they are often left permanently or semi-permanently in one place, but can be moved, and may be required to move from time to time for legal reasons.

Mobile homes share the same historic origins as travel trailers, but today the two are very different, with travel trailers being used primarily as temporary or vacation homes. Behind the cosmetic work fitted at installation to hide the base, mobile homes have strong trailer frames, axles, wheels, and tow-hitches.

History

[edit]


In the United States, this form of housing goes back to the early years of cars and motorized highway travel.^[1] It was derived from the travel trailer (often referred to during the early years as "house trailers" or "trailer coaches"), a small unit with wheels attached permanently, often used for camping or extended travel. The original rationale for this type of housing was its mobility. Units were initially marketed primarily to people whose lifestyle required mobility. However, in the 1950s, the homes began to be marketed primarily as an inexpensive form of housing designed to be set up and left in a location for long periods of time or even permanently installed with a masonry foundation. Previously, units had been eight feet or fewer in width, but in 1956, the 10-foot (3.0 m) wide home ("ten-wide") was introduced, along with the new term "mobile home".^[2]

The homes were given a rectangular shape, made from pre-painted aluminum panels, rather than the streamlined shape of travel trailers, which were usually painted after assembly. All of this helped increase the difference between these homes and home/travel trailers. The smaller, "eight-wide" units could be moved simply with a car, but the larger, wider units ("ten-wide", and, later, "twelve-wide") usually required the services of a professional trucking company, and, often, a special moving permit from a state highway department. During the late 1960s and early 1970s, the homes were made even longer and wider, making the mobility of the units more difficult. Nowadays, when a factory-built home is moved to a location, it is usually kept there permanently and the mobility of the units has considerably decreased. In some states, mobile homes have been taxed as personal property if the wheels remain attached, but as real estate if the wheels are removed. Removal of the tongue and axles may also be a requirement for real estate classification.

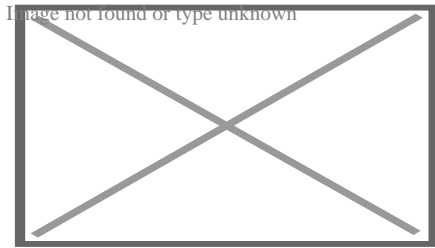
Manufactured home

[edit]

Main article: Manufactured housing



Example of a modern manufactured home in New Alexandria, Pennsylvania.
28 by 60 feet (8.5 m × 18.3 m)




Manufactured home foundation

Mobile homes built in the United States since June 1976, legally referred to as manufactured homes, are required to meet FHA certification requirements and come with attached metal certification tags. Mobile homes permanently installed on owned land are rarely mortgageable, whereas FHA code manufactured homes are mortgageable through VA, FHA, and Fannie Mae.

Many people who could not afford a traditional site-built home, or did not desire to commit to spending a large sum of money on housing, began to see factory-built homes as a viable alternative for long-term housing needs. The units were often marketed as an alternative to apartment rental. However, the tendency of the units of this era to depreciate rapidly in resale value^[citation needed] made using them as collateral for loans much riskier than traditional home loans. Terms were usually limited to less than the thirty-year term typical of the general home-loan market, and interest rates were considerably higher.^[citation needed] In that way, mobile home loans resembled motor vehicle loans more than traditional home mortgage loans.

Construction and sizes

[edit]



Exterior wall assemblies being set in place during manufacture

Mobile homes come in two major sizes, *single-wides* and *double-wides*. Single-wides are 18 feet (5.5 m) or less in width and 90 feet (27 m) or less in length and can be towed to their site as a single unit. Double-wides are 20 feet (6.1 m) or more wide and are 90 feet (27 m) in length or less and are towed to their site in two separate units,

which are then joined. *Triple-wides* and even homes with four, five, or more units are also built but less frequently.

While site-built homes are rarely moved, single-wide owners often "trade" or sell their home to a dealer in the form of the reduction of the purchase of a new home. These "used" homes are either re-sold to new owners or to park owners who use them as inexpensive rental units. Single-wides are more likely to be traded than double-wides because removing them from the site is easier. In fact, only about 5% of all double-wides will ever be moved.^[citation needed]


While an EF1 tornado might cause minor damage to a site-built home, it could do significant damage to a factory-built home, especially an older model or one that is not properly secured. Also, structural components (such as windows) are typically weaker than those in site-built homes.^[3] 70 miles per hour (110 km/h) winds can destroy a mobile home in a matter of minutes. Many brands offer optional hurricane straps, which can be used to tie the home to anchors embedded in the ground.

Regulations

[edit]

United States

[edit]



Home struck by tornado

In the United States, mobile homes are regulated by the US Department of Housing and Urban Development (HUD), via the Federal National Manufactured Housing Construction and Safety Standards Act of 1974. This national regulation has allowed many manufacturers to distribute nationwide because they are immune to the jurisdiction of local building authorities.^[4] ^[5] By contrast, producers of modular homes must abide by state and local building codes. There are, however, wind zones adopted by HUD that home builders must follow. For example, statewide, Florida is at least wind zone 2. South Florida is wind zone 3, the strongest wind zone. After Hurricane Andrew in 1992, new standards were adopted for home construction. The

codes for building within these wind zones were significantly amended, which has greatly increased their durability. During the 2004 hurricanes in Florida, these standards were put to the test, with great success. Yet, older models continue to face the exposed risk to high winds because of the attachments applied such as carports, porch and screen room additions. Such areas are exposed to "wind capture" which apply extreme force to the underside of the integrated roof panel systems, ripping the fasteners through the roof pan causing a series of events which destroys the main roof system and the home.

The popularity of the factory-built homes caused complications the legal system was not prepared to handle. Originally, factory-built homes tended to be taxed as vehicles rather than real estate, which resulted in very low property tax rates for their inhabitants. That caused local governments to reclassify them for taxation purposes.

However, even with that change, rapid depreciation often resulted in the home occupants paying far less in property taxes than had been anticipated and budgeted. The ability to move many factory-built homes rapidly into a relatively small area resulted in strains to the infrastructure and governmental services of the affected areas, such as inadequate water pressure and sewage disposal, and highway congestion. That led jurisdictions to begin placing limitations on the size and density of developments.

Early homes, even those that were well-maintained, tended to depreciate over time, much like motor vehicles. That is in contrast to site-built homes which include the land they are built on and tend to appreciate in value. The arrival of mobile homes in an area tended to be regarded with alarm, in part because of the devaluation of the housing potentially spreading to preexisting structures.

This combination of factors has caused most jurisdictions to place zoning regulations on the areas in which factory-built homes are placed, and limitations on the number and density of homes permitted on any given site. Other restrictions, such as minimum size requirements, limitations on exterior colors and finishes, and foundation mandates have also been enacted. There are many jurisdictions that will not allow the placement of any additional factory-built homes. Others have strongly limited or forbidden all single-wide models, which tend to depreciate more rapidly than modern double-wide models.

Apart from all the practical issues described above, there is also the constant discussion about legal fixture and chattels and so the legal status of a trailer is or could be affected by its incorporation to the land or not. This sometimes involves such factors as whether or not the wheels have been removed.

North Carolina

[edit]

The North Carolina Board of Transportation allowed 14-foot-wide homes on the state's roads, but until January 1997, 16-foot-wide homes were not allowed. 41 states allowed 16-foot-wide homes, but they were not sold in North Carolina. Under a trial program approved January 10, 1997, the wider homes could be delivered on specific roads at certain times of day and travel 10 mph below the speed limit, with escort vehicles in front and behind.^[6]^[7] Eventually, all homes had to leave the state on interstate highways.^[8]

In December 1997, a study showed that the wider homes could be delivered safely, but some opponents still wanted the program to end.^[9] On December 2, 1999, the NC Manufactured Housing Institute asked the state Board of Transportation to expand the program to allow deliveries of 16-foot-wide homes within North Carolina.^[8] A month later, the board extended the pilot program by three months but did not vote to allow shipments within the state.^[10] In June 2000, the board voted to allow 16-foot-side homes to be shipped to other states on more two-lane roads, and to allow shipments in the state east of US 220. A third escort was required, including a law enforcement officer on two-lane roads.^[11]

New York

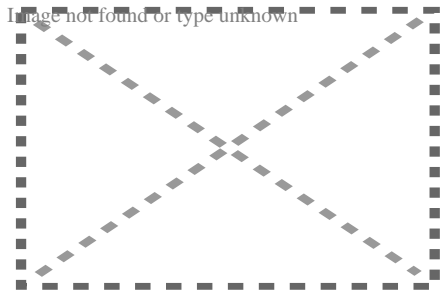
[edit]

In New York State, the Homes and Community Renewal agency tracks mobile home parks and provides regulations concerning them. For example, the agency requires park owners to provide residents with a \$15,000 grant if residents are forced to move when the land is transferred to a new owner. Residents are also granted the right of first refusal for a sale of the park, however, if the owner does not evict tenants for five years, the land sale can go ahead. State law also restricts the annual increase in land lot fee to a cap of 3 percent, unless the landowner demonstrates hardship in a local court, and can then raise the land lot fee by up to 6 percent in a year.^[12]

Mobile home parks

[edit]

Main article: Trailer park



Meadow Lanes Estates Mobile Home Park, Ames, Iowa, August 2010, during a flood

Mobile homes are often sited in land lease communities known as trailer parks (also 'trailer courts', 'mobile home parks', 'mobile home communities', 'manufactured home communities', 'factory-built home communities' etc.); these communities allow homeowners to rent space on which to place a home. In addition to providing space, the site often provides basic utilities such as water, sewer, electricity, or natural gas and other amenities such as mowing, garbage removal, community rooms, pools, and playgrounds.

There are over 38,000^[13] trailer parks in the United States ranging in size from 5 to over 1,000 home sites. Although most parks appeal to meeting basic housing needs, some communities specialize towards certain segments of the market. One subset of mobile home parks, retirement communities, restrict residents to those age 55 and older. Another subset of mobile home parks, seasonal communities, are located in popular vacation destinations or are used as a location for summer homes. In New York State, as of 2019, there were 1,811 parks with 83,929 homes.^[12]

Newer homes, particularly double-wides, tend to be built to much higher standards than their predecessors and meet the building codes applicable to most areas. That has led to a reduction in the rate of value depreciation of most used units.^[14]

Additionally, modern homes tend to be built from materials similar to those used in site-built homes rather than inferior, lighter-weight materials. They are also more likely to physically resemble site-built homes. Often, the primary differentiation in appearance is that factory-built homes tend to have less of a roof slope so that they can be readily transported underneath bridges and overpasses.^[citation needed]

The number of double-wide units sold exceeds the number of single-wides, which is due in part to the aforementioned zoning restrictions. Another reason for higher sales is the spaciousness of double-wide units, which are now comparable to site-built homes. Single-wide units are still popular primarily in rural areas, where there are fewer restrictions. They are frequently used as temporary housing in areas affected by natural disasters when restrictions are temporarily waived.^[citation needed]

Another recent trend has been parks in which the owner of the mobile home owns the lot on which their unit is parked. Some of these communities simply provide land in a homogeneous neighborhood, but others are operated more like condominiums with club homes complete with swimming pools and meeting rooms which are shared by all of the residents, who are required to pay membership fees and dues.


By country

[edit]

Mobile home (or mobile-homes) are used in many European campgrounds to refer to fixed caravans, purpose-built cabins, and even large tents, which are rented by the week or even year-round as cheap accommodation, similar to the US concept of a trailer park. Like many other US loanwords, the term is not used widely in Britain.^{*[citation needed]*}

United Kingdom


[edit]



A mobile home marketed as a holiday home

Mobile Homes or Static Caravans are popular across the United Kingdom. They are more commonly referred to as Park Homes or Leisure Lodges, depending on if they are marketed as a residential dwelling or as a second holiday home residence.

Residential Mobile homes (park homes) are built to the BS3632 standard. This standard is issued by the British Standards Institute. The institute is a UK body who produce a range of standards for businesses and products to ensure they are fit for purpose. The majority of residential parks in the UK have a minimum age limit for their residents, and are generally marketed as retirement or semi-retirement parks. Holiday Homes, static caravans or holiday lodges aren't required to be built to BS3632 standards, but many are built to the standard.



A static caravan park on the cliffs above Beer, Devon, England

In addition to mobile homes, static caravans are popular across the UK. Static caravans have wheels and a rudimentary chassis with no suspension or brakes and are therefore transported on the back of large flatbed lorries, the axle and wheels being used for movement to the final location when the static caravan is moved by tractor or 4x4. A static caravan normally stays on a single plot for many years and has many of the modern conveniences normally found in a home.

Mobile homes are designed and constructed to be transportable by road in one or two sections. Mobile homes are no larger than 20 m × 6.8 m (65 ft 7 in × 22 ft 4 in) with an internal maximum height of 3.05 m (10 ft 0 in). Legally, mobile homes can still be defined as "caravans".

Static holiday caravans generally have sleeping accommodation for 6 to 10 people in 2, 3 or 4 bedrooms and on convertible seating in the lounge referred to as a 'pull out bed'. They tend towards a fairly "open-plan" layout, and while some units are double glazed and centrally heated for year-round use, cheaper models without double glazing or central heating are available for mainly summer use. Static caravan holiday homes are intended for leisure use and are available in 10 and 12 ft (3.0 and 3.7 m) widths, a small number in 13 and 14 ft (4.0 and 4.3 m) widths, and a few 16 ft (4.9 m) wide, consisting of two 8 ft (2.4 m) wide units joined. Generally, holiday homes are clad in painted steel panels, but can be clad in PVC, timber or composite materials. Static caravans are sited on caravan parks where the park operator of the site leases a plot to the caravan owner. There are many holiday parks in the UK in which one's own static caravan can be owned. There are a few of these parks in areas that are prone to flooding and anyone considering buying a sited static caravan needs to take particular care in checking that their site is not liable to flooding.


Static caravans can be rented on an ad-hoc basis or purchased. Purchase prices range from £25,000 to £100,000. Once purchased, static caravans have various ongoing costs including insurance, site fees, local authority rates, utility charges, winterisation and depreciation. Depending on the type of caravan and the park these costs can range from £1,000 to £40,000 per year.^[15] Some park owners used to have unfair conditions in their lease contracts but the Office of Fair Trading has produced a guidance document available for download called Unfair Terms in Holiday Caravan Agreements

which aims to stop unfair practices.

Israel

[edit]

Main article: Caravan (Israel)



Posting of *caravan* in Mitzpe Hila, Israel, 1982

Many Israeli settlements and outposts are originally composed of caravans (Hebrew: צָרָוָן; caravan; pl. צָרָוִימוֹת; caravanim). They are constructed of light metal, are not insulated but can be outfitted with heating and air-conditioning units, water lines, recessed lighting, and floor tiling to function in a full-service capacity. Starting in 2005, prefabricated homes, named *caravillas* (Hebrew: צָרָוִילָה; caravilla; a portmanteau of the words caravan, and villa, begin to replace mobile homes in many Israeli settlements.

Difference from modular homes

[edit]

Main article: Modular home

Because of similarities in the manufacturing process, some companies build both types in their factories. Modular homes are transported on flatbed trucks rather than being towed, and lack axles and an automotive-type frame. However, some modular homes are towed behind a semi-truck or toter on a frame similar to that of a trailer. The home is usually in two pieces and is hauled by two separate trucks. Each frame has five or more axles, depending on the size of the home. Once the home has reached its location, the axles and the tongue of the frame are then removed, and the home is set on a concrete foundation by a large crane.

Both styles are commonly referred to as factory-built housing, but that term's technical use is restricted to a class of homes regulated by the Federal National Mfd. Housing Construction and Safety Standards Act of 1974.

Most zoning restrictions on the homes have been found to be inapplicable or only applicable to modular homes. That occurs often after considerable litigation on the topic by affected jurisdictions and by plaintiffs failing to ascertain the difference. Most modern modulars, once fully assembled, are indistinguishable from site-built homes. Their roofs are usually transported as separate units. Newer modulars also come with roofs that can be raised during the setting process with cranes. There are also modulars with 2 to 4 storeys.

Gallery

[edit]

Construction starts with the frame.

○

Image not found or type unknown

Construction starts with the frame.

Interior wall assemblies are attached.

○

Image not found or type unknown

Interior wall assemblies are attached.

Roof assembly is set atop home.

○

Image not found or type unknown

Roof assembly is set atop home.

Drywall is completed.

○

Image not found or type unknown

Drywall is completed.

Home is ready for delivery to site.

○

Image not found or type unknown

Home is ready for delivery to
site.

- A modern "triple wide" home, designed to look like an adobe home

Image not found or type unknown

A modern "triple wide"
home, designed to look like
an adobe home
A mobile home is being moved, California.

○

Image not found or type unknown

A mobile home
is being moved,
California.

- A mobile home being prepared for transport

Image not found or type unknown

A mobile home being prepared for transport

See also

[edit]

-  Housing portal
- All Parks Alliance for Change
- Campervan
- Construction trailer
- Houseboat
- Manufactured housing
- Modular home
- Motorhome
- Nomadic wagons
- Recreational vehicle
- Reefer container housing units
- Small house movement
- Trailer (vehicle)
- Trailer Park Boys
- Trailer trash
- Vardo
- Prefabricated home

References

[edit]

- [^] "Part 17, Mobile Home Parks". *ny.gov*.
- [^] "Mobile Manufactured Homes". *ct.gov*. Retrieved 28 March 2018.
- [^] "Caravan Repairs? Great Caravan Repair Deals!". *canterburycaravans.com.au*.
- [^] "Titles for Mobile Homes". *AAA Digest of Motor Laws*.
- [^] Andrews, Jeff (January 29, 2018). "HUD to explore deregulating manufactured housing". *Curbed*. Archived from the original on 2018-01-29. Retrieved 2019-04-19.
- [^] Hackett, Thomas (January 11, 1997). "Extra-wide homes to take to the road". *News & Observer*. p. A3.

7. ^ Mitchell, Kirsten B. (January 10, 1997). "Wider trailer transport OK'd". *Star-News* . p. 1A.
8. ^ **a b** Whitacre, Dianne (December 2, 1999). "Mobile-Home Makers Look to Squeeze on N.C. Roads". *The Charlotte Observer*. p. 1C.
9. ^ "Study: Keep Curbs on Transporting Wide Mobile Homes". *The Charlotte Observer*. December 1, 1997. p. 4C.
10. ^ Bonner, Lynn (January 7, 2000). "Program for wide mobile homes extended". *News & Observer*. p. A3.
11. ^ "Wide mobile homes given final approval". *News & Observer*. June 3, 2000. p. A3.
12. ^ **a b** Liberatore, Wendy (January 23, 2022). "Saratoga County's mobile home parks - a sign of an affordable housing crisis". *www.timesunion.com*. Retrieved January 23, 2022.
13. ^ "Database of Mobile Home Parks in the United States". Retrieved 2009-02-17.
14. ^ "Homes". *Answers.com*. Retrieved 2006-09-12.
15. ^ "Cost of a static caravan or lodge". *StaticCaravanExpert*. 28 December 2020. Retrieved 2021-03-07.

Further reading

[edit]

- Benson, J. E. (1990). Good neighbors: Ethnic relations in Garden City trailer courts. *Urban Anthropology*, 19, 361–386.
- Burch-Brown, C. (1996). *Trailers*. Charlottesville: University Press of Virginia. Text by David Rigsbee.
- Geisler, C. C., & Mitsuda, H. (1987). Mobile-home growth, regulation, and discrimination in upstate New York. *Rural Sociology*, 52, 532–543.
- Hart, J. F., Rhodes, M. J., & Morgan, J. T. (2002). *The unknown world of the mobile home*. Baltimore: Johns Hopkins University Press.
- MacTavish, K. A., & Salamon, S. (2001). Mobile home park on the prairie: A new rural community form. *Rural Sociology*, 66, 487–506.
- Moore, B. (2006). Trailer trash: The world of trailers and mobile homes in the Southwest. Laughlin: *Route 66 Magazine*.
- Thornburg, D. A. (1991). *Galloping bungalows: The rise and demise of the American house trailer*. Hamden: Archon Books.
- Wallis, A. D. (1991). *Wheel estate: The rise and decline of mobile homes*. New York: Oxford University Press.

External links

[edit]

Image not found or type unknown



Wikimedia Commons has media related to **Mobile homes**.

- Regulating body in the UK
- US Federal Manufactured Home Construction and Safety Standards

About Royal Supply Inc

Photo

Image not found or type unknown

Photo

Image not found or type unknown

Photo

Image not found or type unknown

Photo

Image not found or type unknown

Things To Do in Johnson County

Photo

Image not found or type unknown

Museum at Prairiefire

4.3 (1149)

Photo

Ernie Miller Park & Nature Center

4.7 (890)

Photo

Image not found or type unknown

Overland Park Arboretum & Botanical Gardens

4.8 (3513)

Photo

Image not found or type unknown

Firefly Forest

3.9 (29)

Photo

Deanna Rose Children's Farmstead

4.8 (5793)

Photo

Image not found or type unknown

Johnson County Museum

4.7 (709)

Driving Directions in Johnson County

Driving Directions From Extended Stay Lenexa Studios to Royal Supply Inc

Driving Directions From Quest Diagnostics to Royal Supply Inc

Driving Directions From Motel 6 Lenexa, KS - Kansas City Southwest to Royal Supply Inc

Driving Directions From Overland Park to Royal Supply Inc

https://www.google.com/maps/dir/GBA/Royal+Supply+Inc/@38.9506318,-94.7779768,14z/data=!3m1!4b1!4m14!4m13!1m5!1m1!1sChIJ1WBnl12UwlcRZl3cEX1f94.7779768!2d38.9506318!1m5!1m1!1sChIJ_XoYwMj7wlcRCNrQGPAF00Y!2m2!1d-

94.7597267!2d38.9453734!3e0

https://www.google.com/maps/dir/Quality+Inn+%26+Suites+Lenexa+Kansas+City/Royal+Supply+Inc/@38.8813958,-94.731202,14z/data=!3m1!4b1!4m14!4m13!1m5!1m1!1sChIJu4AzaMqUwlcR0USNFOM!1m5!1m1!1sChIJ_XoYwMj7wlcRCNrQGPAF00Y!2m2!1d-94.7597267!2d38.9453734!3e3

https://www.google.com/maps/dir/Olathe/Royal+Supply+Inc/@38.8813958,-94.8191285,14z/data=!3m1!4b1!4m14!4m13!1m5!1m1!1sChIJQU8fEKWXwlcRsH1-nVY4gsE!2m2!1d-94.8191285!2d38.8813958!1m5!1m1!1sChIJ_XoYwMj7wlcRCNrQGPAF00Y!2m2!1d-94.7597267!2d38.9453734!3e0

https://www.google.com/maps/dir/La+Quinta+Inn+by+Wyndham+Kansas+City+Lenexa+Kansas+City/Royal+Supply+Inc/@38.9569701,-94.7299116,14z/data=!3m1!4b1!4m14!4m13!1m5!1m1!1sChIJBydF-bSUwlcRBc-jwxUBYos!2m2!1d-94.7299116!2d38.9575352!1m5!1m1!1sChIJ_XoYwMj7wlcRCNrQGPAF00Y!2m2!1d-94.7597267!2d38.9453734!3e3

https://www.google.com/maps/dir/Security+P+S/Royal+Supply+Inc/@38.9569701,-94.7438834,14z/data=!3m1!4b1!4m14!4m13!1m5!1m1!1sChIJD32T9U7qwlcRxvOxJZP!1m5!1m1!1sChIJ_XoYwMj7wlcRCNrQGPAF00Y!2m2!1d-94.7438834!2d38.9569701!1m5!1m1!1sChIJ_XoYwMj7wlcRCNrQGPAF00Y!2m2!1d-94.7597267!2d38.9453734!3e0

https://www.google.com/maps/dir/EducationDynamics+LLC/Royal+Supply+Inc/@38.924422,94.7623264,14z/data=!3m1!4b1!4m14!4m13!1m5!1m1!1sChIJuTVR8OFZwokRbiVPt4q!1m5!1m1!1sChIJ_XoYwMj7wlcRCNrQGPAF00Y!2m2!1d-94.7623264!2d38.924422!1m5!1m1!1sChIJ_XoYwMj7wlcRCNrQGPAF00Y!2m2!1d-94.7597267!2d38.9453734!3e3

Driving Directions From Johnson County Museum to Royal Supply Inc

Driving Directions From Heritage Park to Royal Supply Inc

Driving Directions From Johnson County Museum to Royal Supply Inc

Driving Directions From Johnson County Museum to Royal Supply Inc

Driving Directions From Firefly Forest to Royal Supply Inc

Driving Directions From Johnson County Museum to Royal Supply Inc

https://www.google.com/maps/dir/Ernie+Miller+Park+%26+Nature+Center/Royal+Supply+Inc/@38.8409835,14z/data=!3m1!4b1!4m14!4m13!1m5!1m1!1sunknown!2m2!1d-94.8409835!2d38.8967913!1m5!1m1!1sChIJ_XoYwMj7wlcRCNrQGPAF00Y!2m2!1d-94.7597267!2d38.9453734!3e0

https://www.google.com/maps/dir/Johnson+County+Museum/Royal+Supply+Inc/@38.946682275,14z/data=!3m1!4b1!4m14!4m13!1m5!1m1!1sunknown!2m2!1d-94.6682275!2d38.9697731!1m5!1m1!1sChIJ_XoYwMj7wlcRCNrQGPAF00Y!2m2!1d-94.7597267!2d38.9453734!3e0

https://www.google.com/maps/dir/Heritage+Park/Royal+Supply+Inc/@38.8308502,-94.7528206,14z/data=!3m1!4b1!4m14!4m13!1m5!1m1!1sunknown!2m2!1d-94.7528206!2d38.8308502!1m5!1m1!1sChIJ_XoYwMj7wlcRCNrQGPAF00Y!2m2!1d-94.7597267!2d38.9453734!3e0

https://www.google.com/maps/dir/9%2F11+Memorial/Royal+Supply+Inc/@38.9027084,14z/data=!3m1!4b1!4m14!4m13!1m5!1m1!1sunknown!2m2!1d-94.683091!2d38.9027084!1m5!1m1!1sChIJ_XoYwMj7wlcRCNrQGPAF00Y!2m2!1d-94.7597267!2d38.9453734!3e0

Reviews for Royal Supply Inc

Royal Supply Inc

Image not found or type unknown

Ashley Foster

(5)

In a rush we had to replace our tub/surround in our home. We ordered online with another supplier and had a HORRIBLE experience. A friend recommended Royal Supply and they had exactly what we needed. We paid, loaded our trailer and were gone in less than 15 minutes. They are friendly and very helpful. Would definitely recommend to family and friends.

Royal Supply Inc

Image not found or type unknown

Donald Waggoner

(4)

I received a furnace installment from this place and was extremely happy with the furnace installation, but during the installation, they did something to completely make my hot water heater not work. They installed it on Friday at noon, and by the time I realized I had no hot water, it's after they closed, which left me with no hot water. Update: I had to call someone else out to help get my hot water heater fixed and operating correctly. While I am extremely grateful to the company for installing a great furnace, my final review will stay at 4 stars for the fact that the team did not address the hot water heater back to working order. I may use them for further things in the future, but I must leave this review to help others not have the same issues as me.

Royal Supply Inc

Image not found or type unknown

Caleb Royce

(5)

incredibly helpful staff. very educated on products and installation.

Royal Supply Inc

Image not found or type unknown

william mann

(5)

Needed an exterior door in a hurry after storm damaged mine. All the big box stores were days or weeks out on a 34x76 door. Google lead me here, I went in, asked if he had one that size, took me in their warehouse and showed me several options. Found a door I liked, and they had all the additional hardware to install I needed. One stop shop, friendly and helpful. Priced right too.

Royal Supply Inc

Image not found or type unknown

J.

(1)

Terrible AC install. Skipped on 90°c fittings for the electric conduit under my house, they used black electrical tape instead, I look under my house to find bare wires that are not in a conduit which is an electrical safety no no and could lead to my house burning down. Left a massive gaping hole in my insulation leaving me to deal with itchy fiberglass myself which I only discovered after a summer of high electricity bills due to terrible insulation.

Recognizing Exclusions That Affect Repair Costs [View GBP](#)

Check our other pages :

- [Reviewing Service Contracts for Mobile Home Units](#)
- [Streamlining Installation to Minimize Home Disruption](#)
- [Breaking Down Basic Warranty Terms for HVAC Systems](#)

Royal Supply Inc

Phone : +18164837979

City : Lenexa

State : KS

Zip : 66215

Address : Unknown Address

Google Business Profile

Company Website : <https://royal-durhamsupply.com/locations/lenexa-kansas/>

Sitemap

Privacy Policy

About Us