

## Mobile Home



- **News**
- **Preparing Mobile Home Spaces for New HVAC Installations**  
**Preparing Mobile Home Spaces for New HVAC Installations** **Inspecting Existing Ductwork for Proper Fit** **Managing Limited Crawl Space Access for Equipment** **Adapting Installation Tools for Mobile Home Conditions** **Strategies for Reducing Vibrations and Noise Transfer** **Addressing Vent Placement for Balanced Airflow** **Securing Air Conditioner Units Against Shifting Foundations** **Fitting Compact Heat Pumps in Tight Areas** **Streamlining Installation to Minimize Home Disruption** **Recommended Steps for Post Installation Checks** **Ensuring Adequate Clearances Around Outdoor Units** **Evaluating the Benefits of Customized System Design**
- **Breaking Down Basic Warranty Terms for HVAC Systems**  
**Breaking Down Basic Warranty Terms for HVAC Systems** **Comparing Options for Parts and Labor Coverage** **Understanding Extended Plans for Greater Protection** **Recognizing Exclusions That Affect Repair Costs** **Evaluating the Value of Transferable Warranties** **Reviewing Service Contracts for Mobile Home Units** **Deciding Between Standard and Extended Coverage Periods** **Assessing Risk Factors That Influence Warranty Selection** **Managing Repairs Through Manufacturer Warranty Claims** **Clarifying the Difference Between Warranty and Insurance** **Knowing When to Upgrade Coverage to Match System Age** **Tips for Documenting Maintenance to Preserve Warranty Validity**
- **About Us**



# Foundations

## Evaluating Space Requirements for New HVAC Systems

The integrity of our homes often rests on the stability of their foundations, and while this may seem like a concern primarily for construction engineers or architects, it has a direct impact on various household systems, including air conditioning units. As climate change and urban development contribute to shifting soil conditions, understanding the relationship between shifting foundations and the functionality of AC units becomes increasingly essential.

A home's foundation can shift due to a variety of factors such as changes in moisture levels, soil composition, and even seismic activity. When these shifts occur, they can lead to misalignments or damage not only to the structure itself but also to appliances attached to or near it—most notably, air conditioning units. An AC unit typically requires stable support for optimal operation; any movement can disturb its balance, leading potentially to issues with drainage, refrigerant lines, or electrical connections.

Compact heat pumps are ideal for the limited space in mobile homes **Mobile Home Hvac Service** weather.

One primary consequence of foundation shifting is that it can cause an AC unit to become unlevel. Even minor tilts might result in significant problems over time; for instance, improper leveling could lead to inefficient drainage from the condensate pan within the unit. This inefficiency might cause water leakage into areas where it should not be present, fostering mold growth or causing rust and corrosion that further compromise the AC system's components.

Moreover, shifting foundations can place undue stress on refrigerant lines that connect indoor and outdoor components of split-system air conditioners. Stressful conditions could eventually lead to cracks or breaks in these lines. Leaks in refrigerant lines are not only harmful due to potential environmental damage but also significantly impair cooling efficiency and increase energy consumption as the system struggles to maintain desired temperatures.

To mitigate these impacts, homeowners should consider proactive measures that secure their air conditioning units against potential foundation shifts. One effective solution is installing mounting pads specifically designed for AC units-these pads provide a level base that adapts slightly with ground movements without compromising support. Additionally, routine inspections by professionals can catch early signs of foundational movement affecting an AC unit before they escalate into more severe problems.

In essence, recognizing how shifting foundations affect air conditioner performance underscores the importance of integrating structural awareness into home maintenance routines. By acknowledging this connection and taking preventive actions accordingly-such as ensuring proper installation techniques and regular maintenance checks-homeowners can safeguard their comfort systems against unexpected disruptions while enhancing overall property resilience.

Thus, as we continue to experience environmental changes influencing our living spaces' very foundations more frequently than before-it becomes imperative for everyone involved-from builders planning new constructions to individuals maintaining existing homes-to remain vigilant about securing essential appliances like air conditioning units against inevitable shifts beneath them.

# Inspecting and Upgrading Insulation and Ventilation —

- **Evaluating Space Requirements for New HVAC Systems**
- **Inspecting and Upgrading Insulation and Ventilation**
- **Ensuring Structural Integrity and Stability of the Mobile Home**
- **Assessing Electrical and Plumbing Connections for Compatibility**
- **Selecting Energy-Efficient HVAC Systems Suitable for Mobile Homes**
- **Preparing the Installation Area: Safety and Accessibility Measures**

Securing air conditioner units against shifting foundations is a crucial aspect of maintaining the efficiency and longevity of these vital home appliances. As homeowners, we often overlook the structural integrity of our homes until visible damage occurs. However, recognizing the early signs of foundation shifts can be key in preventing costly repairs and ensuring that your AC unit remains functional.

Foundations can shift due to various reasons such as soil erosion, poor construction practices, or changes in moisture content. When this happens, it affects not just the structure of your home but also any equipment anchored to it. Air conditioning units are particularly vulnerable because they rely on a stable base for optimal operation. A shift in foundation can lead to misalignment and even mechanical failure over time.

One of the first signs that an AC unit might be affected by a shifting foundation is unusual noises during operation. These sounds could indicate that internal components are no longer properly aligned or that parts have started to loosen due to uneven support. Homeowners should pay attention to any rattling or grinding noises coming from their AC units as these are often indicative of underlying issues.

Another early sign is reduced cooling efficiency. If you notice that certain areas of your home are no longer receiving adequate cooling despite regular maintenance, it might suggest that the unit's position has been compromised. This misalignment can cause the refrigerant lines to bend or kink, thereby impeding proper coolant flow.

Visual indicators around the AC unit itself can also provide clues about potential foundation problems. Check for cracks on the concrete pad where the unit rests; even small fissures can signal significant ground movement underneath. Additionally, observe whether the unit appears level-slight tilts could result from gradual shifts in its base.

Preventative measures play a pivotal role in securing air conditioner units against such foundational disturbances. Installing a sturdy and level concrete pad with adequate drainage away from your home's foundation is essential. Regular inspections by HVAC professionals can help identify minor issues before they escalate into major problems.

Moreover, addressing wider issues related to your home's foundation will naturally benefit all attached systems, including AC units. This might involve improving drainage systems around your house or reinforcing weak spots identified during inspection.

In conclusion, being proactive about identifying early signs of foundation shifts not only safeguards your air conditioning system but also enhances overall home stability and comfort. By staying vigilant and taking preventive actions when necessary, homeowners can ensure their living environments remain cool and conducive while avoiding burdensome repair costs down the line.


## Adapting Installation Tools to Fit Mobile Home HVAC Requirements



Adapting installation tools to fit mobile home HVAC requirements is a nuanced endeavor that demands creativity, precision, and a keen understanding of both the unique constraints and opportunities presented by mobile homes.. The process involves not just retrofitting existing systems but also innovating new solutions that cater specifically to the needs of these structures.

Posted by on 2024-12-23

## Addressing Crawl Space Challenges in Mobile Home HVAC Installations



Maintaining optimal functionality of an HVAC system in a mobile home presents unique challenges, particularly when addressing issues related to crawl spaces.. These areas, often overlooked, play a critical role in ensuring the efficiency and longevity of your HVAC system.

Posted by on 2024-12-23

# Ensuring Structural Integrity and Stability of the Mobile Home

Securing air conditioner units against shifting foundations is an essential task for maintaining the efficiency and longevity of these crucial devices. As foundations settle over time, they can cause significant movement in air conditioning units, leading to potential damage, reduced performance, and costly repairs. Implementing effective strategies to mitigate these risks is vital for homeowners and businesses alike.

One fundamental strategy involves the use of a sturdy base or platform to support the air conditioning unit. Concrete pads are commonly employed for this purpose, providing a stable surface that resists movement caused by shifting soil or settling foundations. These pads should be level and properly anchored to ensure they remain in place even as external conditions change.

Another practical approach is the installation of vibration isolation mounts. These mounts are designed to absorb and dampen vibrations that may occur due to minor movements in the foundation or from the operation of the unit itself. By reducing these vibrations, isolation mounts help prevent mechanical stress on the air conditioner's components, thereby extending its operational life.

Regular maintenance checks are also crucial in securing air conditioner units against foundation-induced shifts. Homeowners should routinely inspect their units for signs of tilting or instability and address any issues promptly. This might involve adjusting the position of the unit, reinforcing its supports, or even consulting with a professional if significant foundation movement has occurred.

Landscaping considerations play a role too; ensuring proper drainage around the air conditioning unit can prevent water accumulation and soil erosion that contribute to foundation shifts. Grading the land away from the unit helps direct water flow safely away from its base.

Lastly, when constructing new buildings or renovating existing ones, it's prudent to consider foundational stability from the outset. Engaging with structural engineers can provide insights into how best to design foundations that minimize movement risks for installed equipment like air conditioners.

In conclusion, securing air conditioner units against shifting foundations involves a multifaceted approach combining physical support structures, preventative maintenance practices, environmental management, and strategic planning during construction phases. By adopting these strategies, property owners can safeguard their investment in air conditioning systems while ensuring optimal performance and durability over time.



# **Assessing Electrical and Plumbing Connections for Compatibility**



Maintaining the structural integrity of air conditioning (AC) units is essential for ensuring their efficiency, longevity, and safety. When installed on shifting foundations, these units are susceptible to misalignment, which can lead to operational issues and costly repairs. Therefore, securing AC units against the challenges posed by unstable grounds requires adherence to several best practices.

Firstly, it is crucial to conduct a thorough site assessment before installation. This involves evaluating the soil type and stability in the area where the AC unit will be placed. Understanding whether the ground is prone to expansive clay or sandy soil conditions can inform decisions regarding foundational support. If potential instability is detected, it may be necessary to enhance the foundation with reinforced concrete pads or pilings that extend below the frost line to prevent movement due to freeze-thaw cycles.

Secondly, proper anchoring techniques play a vital role in maintaining an AC unit's position over time. Using corrosion-resistant anchors and fasteners designed for outdoor use ensures that they withstand environmental elements without degrading. Additionally, adjustable mounts can accommodate minor shifts in foundation while keeping the unit level and functional.

Regular maintenance and inspections are also critical components of ensuring structural integrity around AC installations. Scheduled checks allow for early detection of any signs of shifting or settling that could compromise the unit's performance. Technicians should look for indications such as uneven cooling output or unusual noise levels from vibrating components, which may suggest misalignment due to foundation movement.

Furthermore, landscape management around the installation site can mitigate some risks associated with shifting foundations. For instance, proper drainage solutions like gutters and downspouts can direct water away from the foundation area, reducing erosion or soil saturation that might cause settling issues. Planting vegetation strategically also helps stabilize soil while avoiding root intrusion near critical infrastructure.

In addition to these technical considerations, understanding local building codes and regulations ensures compliance with safety standards designed to protect both property and occupants. These codes often prescribe specific requirements concerning AC unit installations on variable terrains, necessitating adherence during planning and execution stages.

Finally, choosing high-quality materials resistant to environmental stressors enhances an installation's resilience against adverse conditions such as extreme weather events or seismic activity common in certain regions.

In conclusion, securing air conditioner units against shifting foundations involves comprehensive planning and proactive measures encompassing site evaluation, robust anchoring systems, regular maintenance routines coupled with strategic landscaping efforts alongside strict adherence to regional building codes-all contributing towards safeguarding investments by maintaining their structural integrity over time effectively despite underlying geological challenges they might face within their lifespan usage framespan

# Selecting Energy-Efficient HVAC Systems Suitable for Mobile Homes

Ensuring the longevity and optimal performance of air conditioning units is a critical aspect of home maintenance. One often overlooked factor that can severely impact these systems is the shifting of building foundations. This phenomenon, commonly caused by soil movement or natural settling, can lead to significant misalignments and damage to HVAC equipment. In this context, professional inspection and maintenance play an indispensable role in safeguarding air conditioner units from such risks.

Air conditioners, whether central or split systems, are integral components of modern living spaces, offering comfort and improved air quality. However, their efficiency can be compromised if the foundation upon which they rest begins to shift. Foundations may move due to several reasons: changes in moisture levels in the soil, seismic activity, or even poor initial construction practices. When this occurs, it can lead to a host of problems for air conditioning units-ranging from minor inefficiencies to major operational failures.

Professional inspection serves as the first line of defense against these potential issues. Experts are trained to identify early signs of foundation movement that may not be immediately apparent to homeowners. During routine inspections, professionals examine not only the condition of the unit itself but also its placement and alignment relative to any shifts in the supporting structure. They use advanced tools and techniques to detect subtle movements that could eventually lead to more pronounced misalignments.

Moreover, regular maintenance conducted by professionals goes beyond simple cleaning or filter replacement; it involves recalibrating and adjusting components that might have been affected by slight shifts in position due to foundation instability. Technicians ensure that connections remain secure and that coolant lines are intact despite any external pressures exerted by a moving foundation.

The preventative nature of professional inspection and maintenance cannot be overstated in this scenario. By regularly checking the positioning and operational status of air conditioning units, professionals help avert costly repairs down the line. Furthermore, they provide homeowners with peace of mind knowing their cooling systems are less likely to suffer from sudden breakdowns during peak usage periods.

Beyond functionality and cost savings, there is also an energy efficiency consideration tied into maintaining properly aligned HVAC systems. Units that operate under stress due to foundational shifts tend not only to wear out faster but also consume more energy as they struggle to maintain desired temperature levels within a home.

In conclusion, securing air conditioner units against shifting foundations requires a proactive approach anchored on professional inspection and maintenance services. These efforts ensure that any potential threats posed by foundation movement are identified early on and addressed promptly before escalating into serious system failures. Homeowners benefit not just through extended lifespan and enhanced performance of their HVAC systems but also realize financial savings through deferred repair costs and improved energy efficiency over time. As such, investing in regular professional oversight is both a smart preventive measure and a long-term strategy for protecting one's home environment from climatic discomforts caused by compromised air conditioning systems.



## **Preparing the Installation Area: Safety and Accessibility Measures**

## Title: Case Studies: Successful Prevention of AC Unit Damage Due to Foundation Shifts

### Introduction

Air conditioning units are integral to maintaining comfortable indoor environments, especially in regions with extreme weather conditions. However, a common and often overlooked challenge is the potential damage caused by shifting foundations. As buildings settle or experience soil movement, the stability of air conditioning units can be compromised, leading to costly repairs or replacements. This essay examines successful case studies that highlight effective strategies for securing air conditioner units against foundation shifts.

### Case Study 1: The Reinforced Platform Approach

In Texas, where clay-rich soils frequently cause foundation instability, a commercial building faced repeated issues with its rooftop air conditioning units. Each year, the seasonal expansion and contraction of the soil led to noticeable shifts in the building's foundation. To address this challenge, engineers devised a solution involving reinforced platforms for the AC units. By constructing these platforms with steel-reinforced concrete that extended deeper into stable soil layers, they created a more resilient base unaffected by surface-level changes. This approach not only mitigated movement but also extended the lifespan of the AC units by reducing mechanical stress.

### Case Study 2: Adjustable Mounting Systems

A residential community in California experienced foundation shifts due to seismic activity as well as natural soil settling. In response, homeowners collaborated with local HVAC professionals to implement adjustable mounting systems for their air conditioning units. These systems included shock absorbers and sliding rails that allowed for minor adjustments in alignment without compromising unit integrity. This innovative solution proved particularly effective during small earthquakes, as it provided flexibility while maintaining operational efficiency and preventing damage.

### Case Study 3: Soil Stabilization Techniques

In Florida's humid climate, high water tables often contribute to unstable ground conditions that threaten structural foundations and attached installations like AC units. A large condominium complex tackled this issue through comprehensive soil stabilization efforts before installing new air conditioners. By injecting chemical stabilizers into the surrounding soil and improving drainage systems around each unit's location, they significantly reduced the risk of future foundation shifts. The project demonstrated how addressing underlying environmental factors can provide a long-term solution to protect both buildings and their essential components.

## Conclusion

The prevention of air conditioner damage due to shifting foundations requires proactive measures tailored to specific environmental challenges. Through reinforced platform construction, adjustable mounting systems, and advanced soil stabilization techniques, these case studies illustrate practical solutions that have proven successful across diverse geographic regions. As climate patterns continue to evolve and impact foundational stability worldwide, adopting such strategies will be crucial in ensuring both residential comfort and commercial efficiency remain uncompromised by unforeseen ground movements.

By learning from these examples, builders and homeowners alike can better safeguard their investments against one of nature's subtle yet significant threats-and in doing so-enhance the resilience of our built environment for generations to come.

## About Mobile home


This article is about the prefabricated structure. For the vehicle, see Recreational vehicle. For other uses, see Mobile home (disambiguation).

"Static Caravan" redirects here. For the record label, see Static Caravan Recordings.

"House on wheels" redirects here. For the South Korean variety show, see House on Wheels.

The examples and perspective in this article **deal primarily with the United States and do not represent a worldwide view of the subject**. You may **improve this article**, discuss the issue on the talk page, or create a new article, as appropriate. *(April 2017)* *(Learn how and when to remove this message)*

Image not found. You can help by adding a file.




Mobile homes with detached single car garages

- v
- t
- e

Part of a series on

### **Living spaces**



---

## Main

- House: detached
- semi-detached
- terraced
- Apartment
- Bungalow
- Cottage
- Ecohouse
- Green home
- Housing project
- Human outpost
- I-house
- Ranch
- Tenement
- Condominium
- Mixed-use development
- Hotel
- Hostel
- Castle
- Public housing
- Squat
- Flophouse
- Shack
- Slum
- Shanty town
- Villa



---

## Issues

- Affordability
- Affordability in the United States
- Executive housing
- Environmental:
  - design
  - planning
  - racism
- Environmental security
- Eviction
- Fair housing
- Healthiness
- Homelessness
- Housing crisis
- Housing discrimination
- Housing stress
- Overpopulation
- Housing inequality
- Home ownership
- Luxury apartments
- Ownership equity
- Permit
- Rent
- Subprime lending
- Subsidized housing
- Sustainable:
  - architecture
  - development
  - living
- Sustainable city
- Toxic hotspot
- Vagrancy

---

## Society and politics

- Housing First
- Housing subsidy
- NIMBY
- Rapid Re-Housing
- Real estate appraisal
- Real estate bubble
- Real estate economics
- Real estate investing
- Redlining
- Rent regulation
- Right to housing
- Rent control
- Rent strike
- Tenants union
- YIMBY

---

## Other

- Alternative lifestyle
- Assisted living
- Boomtown
- Cottage homes
- Eco-cities
- Ecovillage
- Foster care
- Green building
- Group home
- Halfway house
- Healthy community design
- Homeless shelter
- Hospital
- Local community
- Log house
- Natural building
- Nursing home
- Orphanage
- Prison
- Psychiatric hospital
- Residential care
- Residential treatment center
- Retirement community
- Retirement home
- Supportive housing
- Supported living



image not found or type unknown  
**Housing portal**

A **mobile home** (also known as a **house trailer**, **park home**, **trailer**, or **trailer home**) is a prefabricated structure, built in a factory on a permanently attached chassis before being transported to site (either by being towed or on a trailer). Used as permanent homes, or for holiday or temporary accommodation, they are often left permanently or semi-permanently in one place, but can be moved, and may be required to move from time to time for legal reasons.

Mobile homes share the same historic origins as travel trailers, but today the two are very different, with travel trailers being used primarily as temporary or vacation homes. Behind the cosmetic work fitted at installation to hide the base, mobile homes have strong trailer frames, axles, wheels, and tow-hitches.

## History

[edit]


In the United States, this form of housing goes back to the early years of cars and motorized highway travel.<sup>[1]</sup> It was derived from the travel trailer (often referred to during the early years as "house trailers" or "trailer coaches"), a small unit with wheels attached permanently, often used for camping or extended travel. The original rationale for this type of housing was its mobility. Units were initially marketed primarily to people whose lifestyle required mobility. However, in the 1950s, the homes began to be marketed primarily as an inexpensive form of housing designed to be set up and left in a location for long periods of time or even permanently installed with a masonry foundation. Previously, units had been eight feet or fewer in width, but in 1956, the 10-foot (3.0 m) wide home ("ten-wide") was introduced, along with the new term "mobile home".<sup>[2]</sup>

The homes were given a rectangular shape, made from pre-painted aluminum panels, rather than the streamlined shape of travel trailers, which were usually painted after assembly. All of this helped increase the difference between these homes and home/travel trailers. The smaller, "eight-wide" units could be moved simply with a car, but the larger, wider units ("ten-wide", and, later, "twelve-wide") usually required the services of a professional trucking company, and, often, a special moving permit from a state highway department. During the late 1960s and early 1970s, the homes were made even longer and wider, making the mobility of the units more difficult. Nowadays, when a factory-built home is moved to a location, it is usually kept there permanently and the mobility of the units has considerably decreased. In some states, mobile homes have been taxed as personal property if the wheels remain attached, but as real estate if the wheels are removed. Removal of the tongue and axles may also be a requirement for real estate classification.


## Manufactured home

[edit]

Main article: Manufactured housing



Example of a modern manufactured home in New Alexandria, Pennsylvania.  
28 by 60 feet (8.5 m × 18.3 m)




Manufactured home foundation

Mobile homes built in the United States since June 1976, legally referred to as manufactured homes, are required to meet FHA certification requirements and come with attached metal certification tags. Mobile homes permanently installed on owned land are rarely mortgageable, whereas FHA code manufactured homes are mortgageable through VA, FHA, and Fannie Mae.

Many people who could not afford a traditional site-built home, or did not desire to commit to spending a large sum of money on housing, began to see factory-built homes as a viable alternative for long-term housing needs. The units were often marketed as an alternative to apartment rental. However, the tendency of the units of this era to depreciate rapidly in resale value<sup>[citation needed]</sup> made using them as collateral for loans much riskier than traditional home loans. Terms were usually limited to less than the thirty-year term typical of the general home-loan market, and interest rates were considerably higher.<sup>[citation needed]</sup> In that way, mobile home loans resembled motor vehicle loans more than traditional home mortgage loans.

## Construction and sizes

[edit]



Exterior wall assemblies being set in place during manufacture

Mobile homes come in two major sizes, *single-wides* and *double-wides*. Single-wides are 18 feet (5.5 m) or less in width and 90 feet (27 m) or less in length and can be towed to their site as a single unit. Double-wides are 20 feet (6.1 m) or more wide and are 90 feet (27 m) in length or less and are towed to their site in two separate units, which are then joined. *Triple-wides* and even homes with four, five, or more units are also built but less frequently.

While site-built homes are rarely moved, single-wide owners often "trade" or sell their home to a dealer in the form of the reduction of the purchase of a new home. These "used" homes are either re-sold to new owners or to park owners who use them as inexpensive rental units. Single-wides are more likely to be traded than double-wides because removing them from the site is easier. In fact, only about 5% of all double-wides will ever be moved.<sup>[*citation needed*]</sup>


While an EF1 tornado might cause minor damage to a site-built home, it could do significant damage to a factory-built home, especially an older model or one that is not properly secured. Also, structural components (such as windows) are typically weaker than those in site-built homes.<sup>[3]</sup> 70 miles per hour (110 km/h) winds can destroy a mobile home in a matter of minutes. Many brands offer optional hurricane straps, which can be used to tie the home to anchors embedded in the ground.

## Regulations

[edit]

## United States

[edit]



Home struck by tornado

In the United States, mobile homes are regulated by the US Department of Housing and Urban Development (HUD), via the Federal National Manufactured Housing Construction and Safety Standards Act of 1974. This national regulation has allowed many manufacturers to distribute nationwide because they are immune to the jurisdiction of local building authorities.<sup>[4]</sup> <sup>[5]</sup> By contrast, producers of modular homes must abide by state and local building codes. There are, however, wind zones adopted by HUD that home builders must follow. For example, statewide, Florida is at least wind zone 2. South Florida is wind zone 3, the strongest wind zone. After Hurricane Andrew in 1992, new standards were adopted for home construction. The codes for building within these wind zones were significantly amended, which has greatly increased their durability. During the 2004 hurricanes in Florida, these standards were put to the test, with great success. Yet, older models continue to face the exposed risk to high winds because of the attachments applied such as carports, porch and screen room additions. Such areas are exposed to "wind capture" which apply extreme force to the underside of the integrated roof panel systems, ripping the fasteners through the roof pan causing a series of events which destroys the main roof system and the home.

The popularity of the factory-built homes caused complications the legal system was not prepared to handle. Originally, factory-built homes tended to be taxed as vehicles rather than real estate, which resulted in very low property tax rates for their inhabitants. That caused local governments to reclassify them for taxation purposes.

However, even with that change, rapid depreciation often resulted in the home occupants paying far less in property taxes than had been anticipated and budgeted. The ability to move many factory-built homes rapidly into a relatively small area resulted in strains to the infrastructure and governmental services of the affected areas, such as inadequate water pressure and sewage disposal, and highway congestion. That led jurisdictions to begin placing limitations on the size and density of developments.

Early homes, even those that were well-maintained, tended to depreciate over time, much like motor vehicles. That is in contrast to site-built homes which include the land they are built on and tend to appreciate in value. The arrival of mobile homes in an

area tended to be regarded with alarm, in part because of the devaluation of the housing potentially spreading to preexisting structures.

This combination of factors has caused most jurisdictions to place zoning regulations on the areas in which factory-built homes are placed, and limitations on the number and density of homes permitted on any given site. Other restrictions, such as minimum size requirements, limitations on exterior colors and finishes, and foundation mandates have also been enacted. There are many jurisdictions that will not allow the placement of any additional factory-built homes. Others have strongly limited or forbidden all single-wide models, which tend to depreciate more rapidly than modern double-wide models.

Apart from all the practical issues described above, there is also the constant discussion about legal fixture and chattels and so the legal status of a trailer is or could be affected by its incorporation to the land or not. This sometimes involves such factors as whether or not the wheels have been removed.

## **North Carolina**

[edit]

The North Carolina Board of Transportation allowed 14-foot-wide homes on the state's roads, but until January 1997, 16-foot-wide homes were not allowed. 41 states allowed 16-foot-wide homes, but they were not sold in North Carolina. Under a trial program approved January 10, 1997, the wider homes could be delivered on specific roads at certain times of day and travel 10 mph below the speed limit, with escort vehicles in front and behind.<sup>[6]</sup><sup>[7]</sup> Eventually, all homes had to leave the state on interstate highways.<sup>[8]</sup>

In December 1997, a study showed that the wider homes could be delivered safely, but some opponents still wanted the program to end.<sup>[9]</sup> On December 2, 1999, the NC Manufactured Housing Institute asked the state Board of Transportation to expand the program to allow deliveries of 16-foot-wide homes within North Carolina.<sup>[8]</sup> A month later, the board extended the pilot program by three months but did not vote to allow shipments within the state.<sup>[10]</sup> In June 2000, the board voted to allow 16-foot-side homes to be shipped to other states on more two-lane roads, and to allow shipments in the state east of US 220. A third escort was required, including a law enforcement officer on two-lane roads.<sup>[11]</sup>

## **New York**



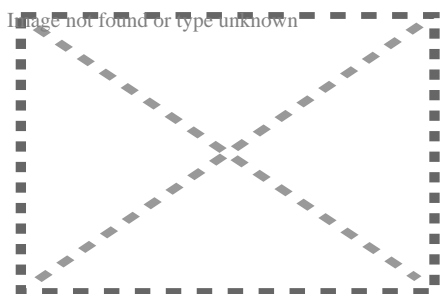
[edit]

In New York State, the Homes and Community Renewal agency tracks mobile home parks and provides regulations concerning them. For example, the agency requires park owners to provide residents with a \$15,000 grant if residents are forced to move when the land is transferred to a new owner. Residents are also granted the right of first refusal for a sale of the park, however, if the owner does not evict tenants for five years, the land sale can go ahead. State law also restricts the annual increase in land lot fee to a cap of 3 percent, unless the landowner demonstrates hardship in a local court, and can then raise the land lot fee by up to 6 percent in a year.<sup>[12]</sup>

## Mobile home parks

[edit]

Main article: Trailer park



Meadow Lanes Estates Mobile Home Park, Ames, Iowa, August 2010, during a flood

Mobile homes are often sited in land lease communities known as trailer parks (also 'trailer courts', 'mobile home parks', 'mobile home communities', 'manufactured home communities', 'factory-built home communities' etc.); these communities allow homeowners to rent space on which to place a home. In addition to providing space, the site often provides basic utilities such as water, sewer, electricity, or natural gas and other amenities such as mowing, garbage removal, community rooms, pools, and playgrounds.

There are over 38,000<sup>[13]</sup> trailer parks in the United States ranging in size from 5 to over 1,000 home sites. Although most parks appeal to meeting basic housing needs, some communities specialize towards certain segments of the market. One subset of mobile home parks, retirement communities, restrict residents to those age 55 and older. Another subset of mobile home parks, seasonal communities, are located in popular vacation destinations or are used as a location for summer homes. In New York State, as of 2019, there were 1,811 parks with 83,929 homes.<sup>[12]</sup>

Newer homes, particularly double-wides, tend to be built to much higher standards than their predecessors and meet the building codes applicable to most areas. That has led to a reduction in the rate of value depreciation of most used units.<sup>[14]</sup>

Additionally, modern homes tend to be built from materials similar to those used in site-built homes rather than inferior, lighter-weight materials. They are also more likely to physically resemble site-built homes. Often, the primary differentiation in appearance is that factory-built homes tend to have less of a roof slope so that they can be readily transported underneath bridges and overpasses.<sup>[citation needed]</sup>

The number of double-wide units sold exceeds the number of single-wides, which is due in part to the aforementioned zoning restrictions. Another reason for higher sales is the spaciousness of double-wide units, which are now comparable to site-built homes. Single-wide units are still popular primarily in rural areas, where there are fewer restrictions. They are frequently used as temporary housing in areas affected by natural disasters when restrictions are temporarily waived.<sup>[citation needed]</sup>

Another recent trend has been parks in which the owner of the mobile home owns the lot on which their unit is parked. Some of these communities simply provide land in a homogeneous neighborhood, but others are operated more like condominiums with club homes complete with swimming pools and meeting rooms which are shared by all of the residents, who are required to pay membership fees and dues.


## By country

[edit]

Mobile home (or mobile-homes) are used in many European campgrounds to refer to fixed caravans, purpose-built cabins, and even large tents, which are rented by the week or even year-round as cheap accommodation, similar to the US concept of a trailer park. Like many other US loanwords, the term is not used widely in Britain.<sup>[citation needed]</sup>

## United Kingdom


[edit]



A mobile home marketed as a holiday home

Mobile Homes or Static Caravans are popular across the United Kingdom. They are more commonly referred to as Park Homes or Leisure Lodges, depending on if they are marketed as a residential dwelling or as a second holiday home residence.

Residential Mobile homes (park homes) are built to the BS3632 standard. This standard is issued by the British Standards Institute. The institute is a UK body who produce a range of standards for businesses and products to ensure they are fit for purpose. The majority of residential parks in the UK have a minimum age limit for their residents, and are generally marketed as retirement or semi-retirement parks. Holiday Homes, static caravans or holiday lodges aren't required to be built to BS3632 standards, but many are built to the standard.



A static caravan park on the cliffs above Beer, Devon, England

In addition to mobile homes, static caravans are popular across the UK. Static caravans have wheels and a rudimentary chassis with no suspension or brakes and are therefore transported on the back of large flatbed lorries, the axle and wheels being used for movement to the final location when the static caravan is moved by tractor or 4x4. A static caravan normally stays on a single plot for many years and has many of the modern conveniences normally found in a home.

Mobile homes are designed and constructed to be transportable by road in one or two sections. Mobile homes are no larger than 20 m x 6.8 m (65 ft 7 in x 22 ft 4 in) with an internal maximum height of 3.05 m (10 ft 0 in). Legally, mobile homes can still be defined as "caravans".

Static holiday caravans generally have sleeping accommodation for 6 to 10 people in 2, 3 or 4 bedrooms and on convertible seating in the lounge referred to as a 'pull out bed'. They tend towards a fairly "open-plan" layout, and while some units are double glazed


and centrally heated for year-round use, cheaper models without double glazing or central heating are available for mainly summer use. Static caravan holiday homes are intended for leisure use and are available in 10 and 12 ft (3.0 and 3.7 m) widths, a small number in 13 and 14 ft (4.0 and 4.3 m) widths, and a few 16 ft (4.9 m) wide, consisting of two 8 ft (2.4 m) wide units joined. Generally, holiday homes are clad in painted steel panels, but can be clad in PVC, timber or composite materials. Static caravans are sited on caravan parks where the park operator of the site leases a plot to the caravan owner. There are many holiday parks in the UK in which one's own static caravan can be owned. There are a few of these parks in areas that are prone to flooding and anyone considering buying a sited static caravan needs to take particular care in checking that their site is not liable to flooding.

Static caravans can be rented on an ad-hoc basis or purchased. Purchase prices range from £25,000 to £100,000. Once purchased, static caravans have various ongoing costs including insurance, site fees, local authority rates, utility charges, winterisation and depreciation. Depending on the type of caravan and the park these costs can range from £1,000 to £40,000 per year.<sup>[15]</sup> Some park owners used to have unfair conditions in their lease contracts but the Office of Fair Trading has produced a guidance document available for download called Unfair Terms in Holiday Caravan Agreements which aims to stop unfair practices.

## Israel

[edit]

Main article: Caravan (Israel)



Posting of *caravan* in Mitzpe Hila, Israel, 1982

Many Israeli settlements and outposts are originally composed of caravans (Hebrew: מְצִיטָה *metzita*; מְצִיטוֹת *metzivot*; מְצִיטוֹת *metzivot*; pl. מְצִיטוֹת *metzivot*). They are constructed of light metal, are not insulated but can be outfitted with heating and air-conditioning units, water lines, recessed lighting, and floor tiling to function in a full-service capacity. Starting in 2005, prefabricated homes, named *caravillas* (Hebrew:

Caravans, a portmanteau of the words caravan, and villa, begin to replace mobile homes in many Israeli settlements.

## Difference from modular homes

[edit]

Main article: Modular home

Because of similarities in the manufacturing process, some companies build both types in their factories. Modular homes are transported on flatbed trucks rather than being towed, and lack axles and an automotive-type frame. However, some modular homes are towed behind a semi-truck or toter on a frame similar to that of a trailer. The home is usually in two pieces and is hauled by two separate trucks. Each frame has five or more axles, depending on the size of the home. Once the home has reached its location, the axles and the tongue of the frame are then removed, and the home is set on a concrete foundation by a large crane.

Both styles are commonly referred to as factory-built housing, but that term's technical use is restricted to a class of homes regulated by the Federal National Mfd. Housing Construction and Safety Standards Act of 1974.

Most zoning restrictions on the homes have been found to be inapplicable or only applicable to modular homes. That occurs often after considerable litigation on the topic by affected jurisdictions and by plaintiffs failing to ascertain the difference. Most modern modulars, once fully assembled, are indistinguishable from site-built homes. Their roofs are usually transported as separate units. Newer modulars also come with roofs that can be raised during the setting process with cranes. There are also modulars with 2 to 4 storeys.

## Gallery

[edit]

Construction starts with the frame.

○

Image not found or type unknown

Construction starts with the frame.

Interior wall assemblies are attached.

○

Image not found or type unknown

**Interior wall assemblies are attached.**

**Roof assembly is set atop home.**

○

Image not found or type unknown

**Roof assembly is set atop home.**

**Drywall is completed.**

○

Image not found or type unknown

**Drywall is completed.**

**Home is ready for delivery to site.**

○

Image not found or type unknown

**Home is ready for delivery to site.**

- A modern "triple wide" home, designed to look like an adobe home

Image not found or type unknown

A modern "triple wide"  
home, designed to look like  
an adobe home  
A mobile home is being moved, California.

- 

Image not found or type unknown

A mobile home  
is being moved,  
California.


- A mobile home being prepared for transport

Image not found or type unknown

A mobile home being  
prepared for transport

## See also

[edit]

-  Housing portal
- All Parks Alliance for Change
- Campervan
- Construction trailer
- Houseboat
- Manufactured housing
- Modular home
- Motorhome
- Nomadic wagons

- Recreational vehicle
- Reefer container housing units
- Small house movement
- Trailer (vehicle)
- Trailer Park Boys
- Trailer trash
- Vardo
- Prefabricated home

## References

[edit]

1. ^ "Part 17, Mobile Home Parks". *ny.gov*.
2. ^ "Mobile Manufactured Homes". *ct.gov*. Retrieved 28 March 2018.
3. ^ "Caravan Repairs? Great Caravan Repair Deals!". *canterburycaravans.com.au*.
4. ^ "Titles for Mobile Homes". *AAA Digest of Motor Laws*.
5. ^ Andrews, Jeff (January 29, 2018). "HUD to explore deregulating manufactured housing". *Curbed*. Archived from the original on 2018-01-29. Retrieved 2019-04-19.
6. ^ Hackett, Thomas (January 11, 1997). "Extra-wide homes to take to the road". *News & Observer*. p. A3.
7. ^ Mitchell, Kirsten B. (January 10, 1997). "Wider trailer transport OK'd". *Star-News*. p. 1A.
8. ^ **a b** Whitacre, Dianne (December 2, 1999). "Mobile-Home Makers Look to Squeeze on N.C. Roads". *The Charlotte Observer*. p. 1C.
9. ^ "Study: Keep Curbs on Transporting Wide Mobile Homes". *The Charlotte Observer*. December 1, 1997. p. 4C.
10. ^ Bonner, Lynn (January 7, 2000). "Program for wide mobile homes extended". *News & Observer*. p. A3.
11. ^ "Wide mobile homes given final approval". *News & Observer*. June 3, 2000. p. A3.
12. ^ **a b** Liberatore, Wendy (January 23, 2022). "Saratoga County's mobile home parks - a sign of an affordable housing crisis". *www.timesunion.com*. Retrieved January 23, 2022.
13. ^ "Database of Mobile Home Parks in the United States". Retrieved 2009-02-17.
14. ^ "Homes". *Answers.com*. Retrieved 2006-09-12.
15. ^ "Cost of a static caravan or lodge". *StaticCaravanExpert*. 28 December 2020. Retrieved 2021-03-07.

## Further reading

[edit]

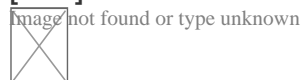
- Benson, J. E. (1990). Good neighbors: Ethnic relations in Garden City trailer courts. *Urban Anthropology*, 19, 361–386.



- Burch-Brown, C. (1996). *Trailers*. Charlottesville: University Press of Virginia. Text by David Rigsbee.
- Geisler, C. C., & Mitsuda, H. (1987). Mobile-home growth, regulation, and discrimination in upstate New York. *Rural Sociology*, 52, 532–543.
- Hart, J. F., Rhodes, M. J., & Morgan, J. T. (2002). *The unknown world of the mobile home*. Baltimore: Johns Hopkins University Press.
- MacTavish, K. A., & Salamon, S. (2001). Mobile home park on the prairie: A new rural community form. *Rural Sociology*, 66, 487–506.
- Moore, B. (2006). Trailer trash: The world of trailers and mobile homes in the Southwest. Laughlin: *Route 66 Magazine*.
- Thornburg, D. A. (1991). *Galloping bungalows: The rise and demise of the American house trailer*. Hamden: Archon Books.
- Wallis, A. D. (1991). *Wheel estate: The rise and decline of mobile homes*. New York: Oxford University Press.

## External links

[edit]



Wikimedia Commons has media related to ***Mobile homes***.

- Regulating body in the UK
- US Federal Manufactured Home Construction and Safety Standards

## About Royal Supply Inc

### Photo

Image not found or type unknown

### Photo

Image not found or type unknown

### Photo

Image not found or type unknown

### Photo

Image not found or type unknown

### Photo

Image not found or type unknown

## Photo

Image not found or type unknown

## Things To Do in Johnson County

---

### Photo

Image not found or type unknown

### Firefly Forest

**3.9 (29)**

### Photo

Image not found or type unknown

### Ensor Park & Museum

**4.9 (19)**

### Photo

## **Johnson County Museum**

**4.7 (709)**

**Photo**

Image not found or type unknown

## **TimberRidge Adventure Center**

**4.6 (101)**

**Photo**

Image not found or type unknown

## **9/11 Memorial**

**4.9 (183)**

**Photo**

## Overland Park Arboretum & Botanical Gardens

4.8 (3513)

### Driving Directions in Johnson County

---

Driving Directions From ECS Inc. International to Royal Supply Inc

Driving Directions From Overland Park to Royal Supply Inc

Driving Directions From Essence of Australia to Royal Supply Inc

Driving Directions From Quest Diagnostics to Royal Supply Inc

Driving Directions From Motel 6 Lenexa, KS - Kansas City Southwest to Royal Supply Inc

Driving Directions From Lakeview Village to Royal Supply Inc

[https://www.google.com/maps/dir/Quality+Inn+%26+Suites+Lenexa+Kansas+City/Royal+Supply+Inc/@38.9569701,-94.731202,14z/data=!3m1!4b1!4m14!4m13!1m5!1m1!1sChIJu4AzaMqUwlcR0USNFOM94.731202!2d38.953081!1m5!1m1!1sChIJ\\_XoYwMj7wlcRCNrQGPAF00Y!2m2!1d-94.7597267!2d38.9453734!3e0](https://www.google.com/maps/dir/Quality+Inn+%26+Suites+Lenexa+Kansas+City/Royal+Supply+Inc/@38.9569701,-94.731202,14z/data=!3m1!4b1!4m14!4m13!1m5!1m1!1sChIJu4AzaMqUwlcR0USNFOM94.731202!2d38.953081!1m5!1m1!1sChIJ_XoYwMj7wlcRCNrQGPAF00Y!2m2!1d-94.7597267!2d38.9453734!3e0)

[https://www.google.com/maps/dir/Security+P+S/Royal+Supply+Inc/@38.9569701,-94.7438834,14z/data=!3m1!4b1!4m14!4m13!1m5!1m1!1sChIJD32T9U7qwlcRxvOxJZP94.7438834!2d38.9569701!1m5!1m1!1sChIJ\\_XoYwMj7wlcRCNrQGPAF00Y!2m2!1d-94.7597267!2d38.9453734!3e3](https://www.google.com/maps/dir/Security+P+S/Royal+Supply+Inc/@38.9569701,-94.7438834,14z/data=!3m1!4b1!4m14!4m13!1m5!1m1!1sChIJD32T9U7qwlcRxvOxJZP94.7438834!2d38.9569701!1m5!1m1!1sChIJ_XoYwMj7wlcRCNrQGPAF00Y!2m2!1d-94.7597267!2d38.9453734!3e3)

<https://www.google.com/maps/dir/Essence+of+Australia/Royal+Supply+Inc/@38.92294.7637384,14z/data=!3m1!4b1!4m14!4m13!1m5!1m1!1sChIJRbVZ6aHswlcRLHE5gM94.7637384!2d38.92294.7637384!3e0>

94.7637384!2d38.9229133!1m5!1m1!1sChIJ\_XoYwMj7wlcRCNrQGPAF00Y!2m2!1d-94.7597267!2d38.9453734!3e0

[https://www.google.com/maps/dir/Extended+Stay+Lenexa+Studios/Royal+Supply+Inc/94.7360772,14z/data=!3m1!4b1!4m14!4m13!1m5!1m1!1sChIJQ7Fu9siUwlcRz6z9U2Xe94.7360772!2d38.9513368!1m5!1m1!1sChIJ\\_XoYwMj7wlcRCNrQGPAF00Y!2m2!1d-94.7597267!2d38.9453734!3e3](https://www.google.com/maps/dir/Extended+Stay+Lenexa+Studios/Royal+Supply+Inc/94.7360772,14z/data=!3m1!4b1!4m14!4m13!1m5!1m1!1sChIJQ7Fu9siUwlcRz6z9U2Xe94.7360772!2d38.9513368!1m5!1m1!1sChIJ_XoYwMj7wlcRCNrQGPAF00Y!2m2!1d-94.7597267!2d38.9453734!3e3)

[https://www.google.com/maps/dir/La+Quinta+Inn+by+Wyndham+Kansas+City+Lenexa/94.7299116,14z/data=!3m1!4b1!4m14!4m13!1m5!1m1!1sChIJBydF-bSUwlcRBc-jwxUBYos!2m2!1d-94.7299116!2d38.9575352!1m5!1m1!1sChIJ\\_XoYwMj7wlcRCNrQGPAF00Y!2m2!1d-94.7597267!2d38.9453734!3e0](https://www.google.com/maps/dir/La+Quinta+Inn+by+Wyndham+Kansas+City+Lenexa/94.7299116,14z/data=!3m1!4b1!4m14!4m13!1m5!1m1!1sChIJBydF-bSUwlcRBc-jwxUBYos!2m2!1d-94.7299116!2d38.9575352!1m5!1m1!1sChIJ_XoYwMj7wlcRCNrQGPAF00Y!2m2!1d-94.7597267!2d38.9453734!3e0)

Driving Directions From Ernie Miller Park & Nature Center to Royal Supply Inc

Driving Directions From Deanna Rose Children's Farmstead to Royal Supply Inc

Driving Directions From Firefly Forest to Royal Supply Inc

Driving Directions From Ensor Park & Museum to Royal Supply Inc

Driving Directions From Museum at Prairiefire to Royal Supply Inc

Driving Directions From Ensor Park & Museum to Royal Supply Inc

[https://www.google.com/maps/dir/Johnson+County+Museum/Royal+Supply+Inc/@39.6682275,14z/data=!3m1!4b1!4m14!4m13!1m5!1m1!1sunknown!2m2!1d-94.6682275!2d38.9697731!1m5!1m1!1sChIJ\\_XoYwMj7wlcRCNrQGPAF00Y!2m2!1d-94.7597267!2d38.9453734!3e0](https://www.google.com/maps/dir/Johnson+County+Museum/Royal+Supply+Inc/@39.6682275,14z/data=!3m1!4b1!4m14!4m13!1m5!1m1!1sunknown!2m2!1d-94.6682275!2d38.9697731!1m5!1m1!1sChIJ_XoYwMj7wlcRCNrQGPAF00Y!2m2!1d-94.7597267!2d38.9453734!3e0)

[https://www.google.com/maps/dir/Johnson+County+Museum/Royal+Supply+Inc/@39.6682275,14z/data=!3m1!4b1!4m14!4m13!1m5!1m1!1sunknown!2m2!1d-94.6682275!2d38.9697731!1m5!1m1!1sChIJ\\_XoYwMj7wlcRCNrQGPAF00Y!2m2!1d-94.7597267!2d38.9453734!3e0](https://www.google.com/maps/dir/Johnson+County+Museum/Royal+Supply+Inc/@39.6682275,14z/data=!3m1!4b1!4m14!4m13!1m5!1m1!1sunknown!2m2!1d-94.6682275!2d38.9697731!1m5!1m1!1sChIJ_XoYwMj7wlcRCNrQGPAF00Y!2m2!1d-94.7597267!2d38.9453734!3e0)

[https://www.google.com/maps/dir/Heritage+Park/Royal+Supply+Inc/@38.8308502,-94.7528206,14z/data=!3m1!4b1!4m14!4m13!1m5!1m1!1sunknown!2m2!1d-94.7528206!2d38.8308502!1m5!1m1!1sChIJ\\_XoYwMj7wlcRCNrQGPAF00Y!2m2!1d-94.7597267!2d38.9453734!3e0](https://www.google.com/maps/dir/Heritage+Park/Royal+Supply+Inc/@38.8308502,-94.7528206,14z/data=!3m1!4b1!4m14!4m13!1m5!1m1!1sunknown!2m2!1d-94.7528206!2d38.8308502!1m5!1m1!1sChIJ_XoYwMj7wlcRCNrQGPAF00Y!2m2!1d-94.7597267!2d38.9453734!3e0)

## Reviews for Royal Supply Inc

---

### Royal Supply Inc

Image not found or type unknown

Ashley Foster

(5)

In a rush we had to replace our tub/surround in our home. We ordered online with another supplier and had a HORRIBLE experience. A friend recommended Royal Supply and they had exactly what we needed. We paid, loaded our trailer and were gone in less than 15 minutes. They are friendly and very helpful. Would definitely recommend to family and friends.

### Royal Supply Inc

Image not found or type unknown

william mann

(5)

Needed an exterior door in a hurry after storm damaged mine. All the big box stores were days or weeks out on a 34x76 door. Google lead me here, I went in, asked if he had one that size, took me in their warehouse and showed me several options. Found a door I liked, and they had all the additional hardware to install I needed. One stop shop, friendly and helpful. Priced right too.

### Royal Supply Inc

Image not found or type unknown

Donald Waggoner

(4)

I received a furnace installment from this place and was extremely happy with the furnace installation, but during the installation, they did something to completely make my hot water heater not work. They

installed it on Friday at noon, and by the time I realized I had no hot water, it's after they closed, which left me with no hot water. Update: I had to call someone else out to help get my hot water heater fixed and operating correctly. While I am extremely grateful to the company for installing a great furnace, my final review will stay at 4 stars for the fact that the team did not address the hot water heater back to working order. I may use them for further things in the future, but I must leave this review to help others not have the same issues as me.

## Royal Supply Inc

Image not found or type unknown

Caleb Roye

(5)

incredibly helpful staff. very educated on products and installation.

## Royal Supply Inc

Image not found or type unknown

J.

(1)

Terrible AC install. Skipped on 90°c fittings for the electric conduit under my house, they used black electrical tape instead, I look under my house to find bare wires that are not in a conduit which is an electrical safety no no and could lead to my house burning down. Left a massive gaping hole in my insulation leaving me to deal with itchy fiberglass myself which I only discovered after a summer of high electricity bills due to terrible insulation.

Securing Air Conditioner Units Against Shifting Foundations [View GBP](#)

Check our other pages :

- [Deciding Between Standard and Extended Coverage Periods](#)
- [Breaking Down Basic Warranty Terms for HVAC Systems](#)
- [Knowing When to Upgrade Coverage to Match System Age](#)
- [Ensuring Adequate Clearances Around Outdoor Units](#)
- [Strategies for Reducing Vibrations and Noise Transfer](#)

## Frequently Asked Questions

**How can shifting foundations affect my air conditioning unit?**

Shifting foundations can cause your AC unit to become unlevel, leading to poor performance, increased wear on components, refrigerant leaks, and potentially voiding warranties.

**What are the signs that my AC unit is affected by a shifting foundation?**

Common signs include unusual noises during operation, reduced cooling efficiency, visible tilting or sinking of the unit, and pooling water around the base due to improper drainage.

**What steps can I take to secure my AC unit against a shifting foundation?**

To secure your AC unit, ensure it is installed on a stable concrete pad; use adjustable brackets or anti-vibration pads for leveling; regularly inspect the foundation for cracks or movement; and consult professionals for foundation repairs if needed.

**Is regular maintenance important for preventing damage from shifting foundations?**

Yes, regular maintenance is crucial. It helps identify early signs of misalignment or structural issues. Scheduled inspections and adjustments keep the unit level and operating efficiently.



throughout seasonal changes.

Royal Supply Inc

Phone : +18164837979

City : Lenexa

State : KS

Zip : 66215

Address : Unknown Address

### **Google Business Profile**

Company Website : <https://royal-durhamsupply.com/locations/lenexa-kansas/>

**Sitemap**

**Privacy Policy**

**About Us**