


## Mobile Home



- **News**
- **Preparing Mobile Home Spaces for New HVAC Installations**  
**Preparing Mobile Home Spaces for New HVAC Installations** **Inspecting Existing Ductwork for Proper Fit** **Managing Limited Crawl Space Access for Equipment** **Adapting Installation Tools for Mobile Home Conditions** **Strategies for Reducing Vibrations and Noise Transfer** **Addressing Vent Placement for Balanced Airflow** **Securing Air Conditioner Units Against Shifting Foundations** **Fitting Compact Heat Pumps in Tight Areas** **Streamlining Installation to Minimize Home Disruption** **Recommended Steps for Post Installation Checks** **Ensuring Adequate Clearances Around Outdoor Units** **Evaluating the Benefits of Customized System Design**
- **Breaking Down Basic Warranty Terms for HVAC Systems**  
**Breaking Down Basic Warranty Terms for HVAC Systems** **Comparing Options for Parts and Labor Coverage** **Understanding Extended Plans for Greater Protection** **Recognizing Exclusions That Affect Repair Costs** **Evaluating the Value of Transferable Warranties** **Reviewing Service Contracts for Mobile Home Units** **Deciding Between Standard and Extended Coverage Periods** **Assessing Risk Factors That Influence Warranty Selection** **Managing Repairs Through Manufacturer Warranty Claims** **Clarifying the Difference Between Warranty and Insurance** **Knowing When to Upgrade Coverage to Match System Age** **Tips for Documenting Maintenance to Preserve Warranty Validity**
- **About Us**



Understanding the sources of vibrations and noise in HVAC systems is crucial for developing effective strategies to reduce their transfer. Heating, Ventilation, and Air Conditioning (HVAC) systems are essential components of modern buildings, ensuring comfort through temperature regulation and air quality control. However, they can also be significant sources of noise and vibrations, impacting the acoustic environment of a space and potentially leading to occupant discomfort or even structural issues over time.

The primary sources of vibrations and noise in HVAC systems include mechanical equipment like compressors, fans, pumps, and motors. These components inherently produce vibrations as they operate. Additionally, the movement of air through ducts can cause audible noises such as whistling or banging if not properly managed. Smart thermostats enhance convenience and energy efficiency in mobile homes **mobile home hvac near me** compressor. Structural elements within the system can amplify these sounds if not adequately isolated.

To address these challenges, several strategies can be employed to mitigate vibration and noise transfer from HVAC systems. One effective approach is proper installation techniques that ensure all components are securely fastened yet appropriately isolated from the building structure. Using vibration isolators or rubber mounts can help absorb energy that would otherwise travel through walls or floors.

Regular maintenance also plays a critical role in reducing unwanted sound emissions. Ensuring that all moving parts are well-lubricated, aligned correctly, and free of debris will minimize frictional noise and prevent undue wear that could lead to increased vibrations over time. Furthermore, selecting quieter equipment when possible during system upgrades or replacements can significantly influence overall sound levels.

Another strategy involves optimizing duct design to minimize turbulence and deflective surfaces that contribute to airflow-related noises. This includes using insulated ductwork to dampen sound transmission within ducts themselves. Implementing acoustic barriers around particularly noisy machinery or using sound-absorbing materials in proximity to HVAC units can further enhance quietness by preventing sound waves from reaching occupied spaces.

In essence, understanding the root causes of vibrations and noise in HVAC systems allows for targeted interventions that effectively reduce their impact on building environments. By employing a combination of installation best practices, regular maintenance routines, careful

equipment selection, and thoughtful design considerations, it is possible to create a more acoustically pleasing environment for occupants while maintaining efficient system performance. In doing so, we not only improve comfort but also extend the longevity of both the HVAC systems themselves and the structures they serve.

In the modern world, comfort and efficiency have become paramount in both residential and industrial settings. A major factor that affects both these aspects is the presence of vibrations and noise. Whether it's the unsettling hum from machinery in a factory or the persistent buzzing of appliances at home, unwanted vibrations and noise can disrupt peace, reduce productivity, and even lead to long-term health issues. This highlights the importance of reducing vibrations and noise for enhanced comfort and efficiency.

Vibrations and noise are not merely nuisances; they can have tangible impacts on well-being and performance. Excessive noise levels are known to cause stress, disturb sleep patterns, impair concentration, and escalate anxiety levels. In industrial environments, continuous exposure to high noise levels can lead to hearing loss among workers. Similarly, vibrations can cause structural damage over time, leading to costly repairs or replacements of equipment.

Addressing these issues requires strategic approaches aimed at minimizing their sources as well as their transmission paths. One effective strategy for reducing vibrations is through isolation techniques. By placing machinery on vibration-damping mounts or pads, direct transfer of vibration energy is minimized significantly. Additionally, using flexible couplings between connected components can absorb vibrational energy before it spreads throughout a structure.

Noise reduction strategies often begin with identifying primary sources of sound within an environment. Once pinpointed, engineering controls such as enclosures or barriers can be implemented around noisy equipment to contain sound waves. Acoustic insulation materials like foam panels or curtains are also widely used in both industrial settings and residential buildings to absorb sound effectively.

Moreover, regular maintenance plays a crucial role in minimizing both vibrations and noise. Ensuring that machines are well-lubricated reduces friction-induced noises while keeping parts aligned avoids unnecessary oscillations that could amplify vibrations.

Advancements in technology offer further solutions by incorporating smart materials that adaptively dampen unwanted noises or self-adjust to minimize vibrational impacts dynamically.

In conclusion, reducing vibrations and noise is essential not just for comfort but also for ensuring efficient operations across various domains of life-from enhancing workplace productivity to promoting restful living spaces at home. Implementing strategic measures tailored towards mitigating these disturbances fosters healthier environments which resonate positively with everyone involved-be it workers striving for better output or families seeking tranquility within their homes' walls.

## **More About Us**

**Janeznovak1702**



## **What Yelp Says About Us**


Mobile Home Hvac Service



## **How to reach us**

Mobile Home Hvac Repair






## Adapting Installation Tools to Fit Mobile Home HVAC Requirements



Adapting installation tools to fit mobile home HVAC requirements is a nuanced endeavor that demands creativity, precision, and a keen understanding of both the unique constraints and opportunities presented by mobile homes.. The process involves not just retrofitting existing systems but also innovating new solutions that cater specifically to the needs of these structures.

Posted by on 2024-12-23

## Addressing Crawl Space Challenges in Mobile Home HVAC Installations



Maintaining optimal functionality of an HVAC system in a mobile home presents unique challenges, particularly when addressing issues related to crawl spaces.. These areas, often overlooked, play a critical role in ensuring the efficiency and longevity of your HVAC system.

Posted by on 2024-12-23

## Balancing Cost and Coverage in HVAC Warranty Options for Mobile Home Owners



Balancing cost and coverage in HVAC warranty options for mobile home owners is a crucial consideration that demands careful thought.. As with any significant investment, selecting the right warranty involves navigating potential pitfalls to ensure both financial prudence and adequate protection for your HVAC systems.

Posted by on 2024-12-23

# Ensuring Structural Integrity and Stability of the Mobile Home

In the quest for improved comfort and efficiency in modern buildings, the role of HVAC systems has become increasingly prominent. However, one of the challenges that accompany these systems is the noise and vibrations they often produce. This can significantly impact the quality of life and work within these environments. Therefore, developing effective strategies for reducing vibrations and noise transfer has become a priority in HVAC design, where materials and technologies play a crucial role.

Materials specifically designed for noise dampening are at the forefront of this approach. These materials function by absorbing sound waves, thus preventing them from traveling

through walls, floors, or ceilings. Acoustic panels made from fiberglass or foam are commonly used due to their excellent sound absorption properties. They can be integrated into ductwork or placed strategically around an HVAC unit to minimize noise pollution.

Another significant advancement is the use of vibration isolators. These devices are designed to separate mechanical equipment from its supporting structure, thereby reducing the transmission of vibrations caused by running machinery. Rubber pads, spring mounts, and flexible connectors are some examples of vibration isolators that effectively mitigate noise transfer in HVAC systems.

Moreover, technology continues to drive innovations in this field. Active noise control (ANC) is an emerging technology that offers promising results in reducing unwanted sounds. ANC works by generating sound waves that are 180 degrees out of phase with the undesirable ones, effectively canceling them out through interference. While traditionally used in headphones and automotive applications, ANC is gradually being adapted for use in larger-scale settings such as HVAC systems.

The integration of smart technologies also contributes to minimizing noise levels. Smart HVAC systems equipped with sensors can monitor environmental conditions and adjust operations accordingly to optimize performance while minimizing output noises. These systems not only enhance energy efficiency but also improve acoustic comfort.

Lastly, proper installation techniques cannot be overlooked when addressing noise issues in HVAC systems. Ensuring ducts are properly sealed prevents air leaks that can cause whistling noises or rattles. Regular maintenance also plays a vital role-as components wear out over time; they may loosen or misalign leading to increased vibrational noise if not promptly addressed.

In conclusion, reducing vibrations and noise transfer in HVAC systems requires a multifaceted approach involving advanced materials and innovative technologies alongside diligent maintenance practices. By employing sound-absorbing materials like acoustic panels or implementing vibration isolators such as rubber pads combined with cutting-edge solutions like active noise control technology-architects; engineers; facility managers-and homeowners alike-can create quieter living spaces conducive not only towards productivity but overall well-being too-a testament indeed-to how thoughtfully applied science impacts everyday experiences positively!







# Assessing Electrical and Plumbing Connections for Compatibility

In today's fast-paced world, creating environments that promote peace and productivity is increasingly important. One of the challenges faced in both residential and commercial settings is the transfer of vibrations and noise, which can disrupt activities and affect well-being. Installation techniques to minimize vibration transfer have therefore become a focal point for architects, engineers, and builders striving to create harmonious spaces.

The first step in minimizing vibration transfer is understanding the sources of these disturbances. Vibrations can originate from various sources such as mechanical systems, foot traffic, or even external factors like road traffic or construction activities. Once identified, the next challenge lies in selecting appropriate materials and installation techniques that effectively dampen these vibrations.

One effective strategy involves using isolation mounts or pads specifically designed to absorb vibrations. These are typically placed under heavy machinery or appliances to prevent them from transmitting vibrations through floors and walls. By isolating equipment from the building structure, these mounts act as a buffer zone that absorbs energy before it travels further.

Another essential technique is the use of resilient channels in wall construction. Resilient channels are metal strips that create a gap between drywall panels and studs, reducing direct contact points through which vibrations can pass. This simple yet effective solution helps in breaking the path of sound waves, thereby minimizing noise transfer between rooms.

Floating floors are also gaining traction as an innovative solution to vibration issues. This installation technique involves creating a floor surface that "floats" on top of a layer of insulating material rather than being directly attached to the subfloor. The floating design allows for movement absorption while preventing vibrations from penetrating through to lower levels.

Additionally, soundproofing materials play a crucial role in mitigating noise transfer alongside vibration control measures. Acoustic insulation materials such as mineral wool or specialized foam panels can be inserted into walls, ceilings, and floors to enhance sound absorption capabilities.

Finally, strategic placement of barriers like mass-loaded vinyl sheets can further reduce noise transmission by blocking air pathways through which sound travels. These flexible sheets are dense enough to add significant mass without adding much thickness-perfect for retrofitting

existing structures with minimal disruption.

In conclusion, reducing vibration transfer requires an integrated approach involving careful planning during both design and installation phases. By employing techniques such as isolation mounts, resilient channels, floating floors, acoustic insulation materials, and mass-loaded vinyl barriers-all tailored to specific needs-architects and builders can significantly improve indoor environments' acoustics quality while ensuring comfort across all living or working spaces. As technology advances continue pushing boundaries forward ever more efficiently addressing these challenges will only become easier-and more essential-for us all seeking refuge amidst bustling modernity's relentless hums!

# Selecting Energy-Efficient HVAC Systems Suitable for Mobile Homes

Regular maintenance practices play a crucial role in reducing noise generation and ensuring smoother operation of various systems and machinery. In the realm of strategies for reducing vibrations and noise transfer, these practices are foundational, offering both immediate and long-term benefits. By focusing on regular upkeep, we can mitigate the sources of unwanted sound and vibration at their origins.

Firstly, regular lubrication is a critical maintenance task that significantly reduces friction between moving parts. Friction is a primary source of noise in mechanical systems, leading to increased wear and tear over time. By ensuring that all components are properly lubricated according to manufacturer specifications, machines can operate more quietly and efficiently. This not only extends the lifespan of equipment but also helps maintain a peaceful environment in industrial settings or residential areas.



Another essential practice is the routine inspection and tightening of fasteners. Loose bolts and screws can be significant contributors to noise as they cause parts to vibrate excessively when machines are in operation. Regularly checking these fasteners ensures that components remain securely attached, thereby minimizing vibrations that translate into sound. This simple yet effective step is often overlooked but is vital for maintaining operational silence.

Additionally, replacing worn-out components should be a key part of any maintenance schedule aimed at noise reduction. Bearings, belts, and other parts subjected to continuous movement tend to degrade over time. When these elements wear out or become damaged, they often produce increased levels of noise due to misalignment or imbalance within the system. Proactively replacing such components before they fail prevents unnecessary noise generation and maintains system integrity.

Moreover, cleaning plays an underappreciated role in minimizing noise production. Dust accumulation on equipment surfaces can lead to overheating or obstruction in airflow systems like fans or compressors-situations where increased vibration levels result in louder operational noises. Keeping machinery clean ensures optimal performance while guarding against unexpected disruptions caused by dirt or debris.

Incorporating vibration dampening materials during scheduled maintenance checks also proves beneficial for reducing noise transfer across structures or installations susceptible to vibratory activity from nearby equipment operations (e.g., HVAC units). Materials such as rubber pads or isolation mounts absorb excess energy generated through vibrating machinery elements; this prevents transmission throughout surrounding infrastructure-ultimately preserving quieter environments indoors/outdoors alike!

Finally yet importantly: employee training should accompany any comprehensive approach towards implementing effective preventive measures against excessive machine-generated sounds/vibrations! Educating personnel regarding best practices associated with maintaining low-noise-operational standards empowers them not just technically but mentally too; employees aware about how little actions contribute significantly towards achieving overall organizational goals feel motivated performing tasks diligently every day-a win-win scenario benefiting everyone involved directly/indirectly due diligence exhibited consistently overtime via diligent adherence collectively embraced company-wide culture emphasizing sustainability alongside performance excellence achieved seamlessly together!

In conclusion: adopting regular maintenance routines encompassing aforementioned activities complements broader objectives targeting reductions concerning undesired acoustics/vibrational transfers effectively! Such strategies foster environments conducive both

productivity-wise environmentally-friendly fashion simultaneously benefiting businesses communities surrounding stakeholders alike without compromising either side equation whatsoever ultimately proving invaluable across board earning universal praise commendation industry peers worldwide sphere similarly inspired follow suit replicating success stories countless occasions elsewhere too globally evident testament timeless wisdom encapsulated therein perpetuated continually thereafter onward future generations ahead...





## **Preparing the Installation Area: Safety and Accessibility Measures**



Innovations in quiet HVAC design have become increasingly important as people seek comfort not only in terms of climate control but also in auditory experience. The hums, rattles, and vibrations of traditional HVAC systems can be more than just a minor annoyance; they can disrupt sleep, concentration, and even overall well-being. As our understanding of acoustics has evolved, so too have the strategies for reducing vibrations and noise transfer across different seasons.

One of the most significant advancements in quiet HVAC design is the use of variable speed compressors and fans. Unlike conventional systems that operate at full capacity until the desired temperature is reached, variable speed technology allows for gradual adjustments that minimize abrupt starts and stops. This results in a smoother operation with significantly reduced noise levels. By adjusting to the specific heating or cooling needs of each season-whether it's maintaining a gentle warmth in winter or a cool breeze in summer-these systems offer an optimal balance between performance efficiency and acoustic comfort.

Another strategy involves improved ductwork design and materials. Traditional metal ducts can amplify sound like a drum, transmitting vibrations throughout a building. To counter this, engineers are employing flexible ducts made from materials that absorb rather than conduct sound waves. Additionally, lining ducts with sound-dampening materials such as fiberglass insulation helps to further mitigate noise transfer. These innovations ensure that the gentle whirring of airflow remains unobtrusive regardless of whether it's transporting warm air during chilly months or cool air when temperatures rise.

Incorporating smart technologies also plays a crucial role in reducing HVAC noise across seasons. Modern thermostats equipped with artificial intelligence learn user preferences over time, allowing systems to anticipate demand changes before they happen. By optimizing operation schedules and running quieter during less intrusive times-such as adjusting fan speeds when ambient noise is higher-the impact on household tranquility is minimized.

Moreover, location plays an essential part in designing quiet HVAC systems. Placing units away from walls shared with living spaces or using vibration isolation mounts helps prevent mechanical sounds from penetrating interior environments. Outdoor units benefit from strategic siting as well; positioning them on stable ground away from reflective surfaces reduces both direct noise emission and echo effects.

Finally, routine maintenance cannot be overlooked as part of any comprehensive strategy for silent operation through varying seasons. Regular checks ensure all components are functioning correctly without strain that could lead to increased vibration or wear-induced noise over time.


In conclusion, innovations aimed at creating quieter HVAC systems draw upon an array of strategies designed to reduce both vibrations and noise transfer effectively throughout different seasons. By leveraging technological advancements such as variable speed components alongside thoughtful material selection and smart design practices-including intelligent system management-homeowners can enjoy year-round comfort devoid of unwanted auditory disturbances.

## About Mobile home

This article is about the prefabricated structure. For the vehicle, see Recreational vehicle. For other uses, see Mobile home (disambiguation).

"Static Caravan" redirects here. For the record label, see Static Caravan Recordings. "House on wheels" redirects here. For the South Korean variety show, see House on Wheels.

The examples and perspective in this article **deal primarily with the United States and do not represent a worldwide view of the subject**. You may **improve this article**, discuss the issue on the talk page, or create a new article, as appropriate. *(April 2017)* *(Learn how and when to remove this message)*



Mobile homes with detached single car garages

- v
- t
- e

Part of a series on

## Living spaces

Image not found or type unknown



---

## Main

- House: detached
- semi-detached
- terraced
- Apartment
- Bungalow
- Cottage
- Ecohouse
- Green home
- Housing project
- Human outpost
- I-house
- Ranch
- Tenement
- Condominium
- Mixed-use development
- Hotel
- Hostel
- Castle
- Public housing
- Squat
- Flophouse
- Shack
- Slum
- Shanty town
- Villa

---

## Issues

- Affordability
- Affordability in the United States
- Executive housing
- Environmental:
  - design
  - planning
  - racism
- Environmental security
- Eviction
- Fair housing
- Healthiness
- Homelessness
- Housing crisis
- Housing discrimination
- Housing stress
- Overpopulation
- Housing inequality
- Home ownership
- Luxury apartments
- Ownership equity
- Permit
- Rent
- Subprime lending
- Subsidized housing
- Sustainable:
  - architecture
  - development
  - living
- Sustainable city
- Toxic hotspot
- Vagrancy

---

## Society and politics

- Housing First
- Housing subsidy
- NIMBY
- Rapid Re-Housing
- Real estate appraisal
- Real estate bubble
- Real estate economics
- Real estate investing
- Redlining
- Rent regulation
- Right to housing
- Rent control
- Rent strike
- Tenants union
- YIMBY



---

## Other

- Alternative lifestyle
- Assisted living
- Boomtown
- Cottage homes
- Eco-cities
- Ecovillage
- Foster care
- Green building
- Group home
- Halfway house
- Healthy community design
- Homeless shelter
- Hospital
- Local community
- Log house
- Natural building
- Nursing home
- Orphanage
- Prison
- Psychiatric hospital
- Residential care
- Residential treatment center
- Retirement community
- Retirement home
- Supportive housing
- Supported living



not found or type unknown

**Housing portal**

A **mobile home** (also known as a **house trailer**, **park home**, **trailer**, or **trailer home**) is a prefabricated structure, built in a factory on a permanently attached chassis before being transported to site (either by being towed or on a trailer). Used as permanent homes, or for holiday or temporary accommodation, they are often left permanently or semi-permanently in one place, but can be moved, and may be required to move from time to time for legal reasons.

Mobile homes share the same historic origins as travel trailers, but today the two are very different, with travel trailers being used primarily as temporary or vacation homes. Behind the cosmetic work fitted at installation to hide the base, mobile homes have strong trailer frames, axles, wheels, and tow-hitches.

## History

[edit]

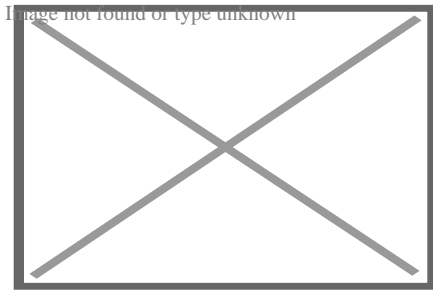
In the United States, this form of housing goes back to the early years of cars and motorized highway travel.<sup>[1]</sup> It was derived from the travel trailer (often referred to during the early years as "house trailers" or "trailer coaches"), a small unit with wheels attached permanently, often used for camping or extended travel. The original rationale for this type of housing was its mobility. Units were initially marketed primarily to people whose lifestyle required mobility. However, in the 1950s, the homes began to be marketed primarily as an inexpensive form of housing designed to be set up and left in a location for long periods of time or even permanently installed with a masonry foundation. Previously, units had been eight feet or fewer in width, but in 1956, the 10-foot (3.0 m) wide home ("ten-wide") was introduced, along with the new term "mobile home".<sup>[2]</sup>

The homes were given a rectangular shape, made from pre-painted aluminum panels, rather than the streamlined shape of travel trailers, which were usually painted after assembly. All of this helped increase the difference between these homes and home/travel trailers. The smaller, "eight-wide" units could be moved simply with a car, but the larger, wider units ("ten-wide", and, later, "twelve-wide") usually required the services of a professional trucking company, and, often, a special moving permit from a state highway department. During the late 1960s and early 1970s, the homes were made even longer and wider, making the mobility of the units more difficult. Nowadays, when a factory-built home is moved to a location, it is usually kept there permanently and the mobility of the units has considerably decreased. In some states, mobile homes have been taxed as personal property if the wheels remain attached, but as real estate if the wheels are removed. Removal of the tongue and axles may also be a requirement for real estate classification.


## Manufactured home

[edit]

Main article: Manufactured housing



Example of a modern manufactured home in New Alexandria, Pennsylvania.  
28 by 60 feet (8.5 m × 18.3 m)




Manufactured home foundation

Mobile homes built in the United States since June 1976, legally referred to as manufactured homes, are required to meet FHA certification requirements and come with attached metal certification tags. Mobile homes permanently installed on owned land are rarely mortgageable, whereas FHA code manufactured homes are mortgageable through VA, FHA, and Fannie Mae.

Many people who could not afford a traditional site-built home, or did not desire to commit to spending a large sum of money on housing, began to see factory-built homes as a viable alternative for long-term housing needs. The units were often marketed as an alternative to apartment rental. However, the tendency of the units of this era to depreciate rapidly in resale value<sup>[citation needed]</sup> made using them as collateral for loans much riskier than traditional home loans. Terms were usually limited to less than the thirty-year term typical of the general home-loan market, and interest rates were considerably higher.<sup>[citation needed]</sup> In that way, mobile home loans resembled motor vehicle loans more than traditional home mortgage loans.

## Construction and sizes

[edit]



Exterior wall assemblies being set in place during manufacture

Mobile homes come in two major sizes, *single-wides* and *double-wides*. Single-wides are 18 feet (5.5 m) or less in width and 90 feet (27 m) or less in length and can be towed to their site as a single unit. Double-wides are 20 feet (6.1 m) or more wide and are 90 feet (27 m) in length or less and are towed to their site in two separate units, which are then joined. *Triple-wides* and even homes with four, five, or more units are also built but less frequently.

While site-built homes are rarely moved, single-wide owners often "trade" or sell their home to a dealer in the form of the reduction of the purchase of a new home. These "used" homes are either re-sold to new owners or to park owners who use them as inexpensive rental units. Single-wides are more likely to be traded than double-wides because removing them from the site is easier. In fact, only about 5% of all double-wides will ever be moved.<sup>[*citation needed*]</sup>


While an EF1 tornado might cause minor damage to a site-built home, it could do significant damage to a factory-built home, especially an older model or one that is not properly secured. Also, structural components (such as windows) are typically weaker than those in site-built homes.<sup>[3]</sup> 70 miles per hour (110 km/h) winds can destroy a mobile home in a matter of minutes. Many brands offer optional hurricane straps, which can be used to tie the home to anchors embedded in the ground.

## Regulations

[edit]

## United States

[edit]



Home struck by tornado

In the United States, mobile homes are regulated by the US Department of Housing and Urban Development (HUD), via the Federal National Manufactured Housing Construction and Safety Standards Act of 1974. This national regulation has allowed many manufacturers to distribute nationwide because they are immune to the jurisdiction of local building authorities.<sup>[4]</sup><sup>[5]</sup> By contrast, producers of modular homes must abide by state and local building codes. There are, however, wind zones adopted by HUD that home builders must follow. For example, statewide, Florida is at least wind zone 2. South Florida is wind zone 3, the strongest wind zone. After Hurricane Andrew in 1992, new standards were adopted for home construction. The codes for building within these wind zones were significantly amended, which has greatly increased their durability. During the 2004 hurricanes in Florida, these standards were put to the test, with great success. Yet, older models continue to face the exposed risk to high winds because of the attachments applied such as carports, porch and screen room additions. Such areas are exposed to "wind capture" which apply extreme force to the underside of the integrated roof panel systems, ripping the fasteners through the roof pan causing a series of events which destroys the main roof system and the home.

The popularity of the factory-built homes caused complications the legal system was not prepared to handle. Originally, factory-built homes tended to be taxed as vehicles rather than real estate, which resulted in very low property tax rates for their inhabitants. That caused local governments to reclassify them for taxation purposes.

However, even with that change, rapid depreciation often resulted in the home occupants paying far less in property taxes than had been anticipated and budgeted. The ability to move many factory-built homes rapidly into a relatively small area resulted in strains to the infrastructure and governmental services of the affected areas, such as inadequate water pressure and sewage disposal, and highway congestion. That led jurisdictions to begin placing limitations on the size and density of developments.

Early homes, even those that were well-maintained, tended to depreciate over time, much like motor vehicles. That is in contrast to site-built homes which include the land they are built on and tend to appreciate in value. The arrival of mobile homes in an

area tended to be regarded with alarm, in part because of the devaluation of the housing potentially spreading to preexisting structures.

This combination of factors has caused most jurisdictions to place zoning regulations on the areas in which factory-built homes are placed, and limitations on the number and density of homes permitted on any given site. Other restrictions, such as minimum size requirements, limitations on exterior colors and finishes, and foundation mandates have also been enacted. There are many jurisdictions that will not allow the placement of any additional factory-built homes. Others have strongly limited or forbidden all single-wide models, which tend to depreciate more rapidly than modern double-wide models.

Apart from all the practical issues described above, there is also the constant discussion about legal fixture and chattels and so the legal status of a trailer is or could be affected by its incorporation to the land or not. This sometimes involves such factors as whether or not the wheels have been removed.

## **North Carolina**

[edit]

The North Carolina Board of Transportation allowed 14-foot-wide homes on the state's roads, but until January 1997, 16-foot-wide homes were not allowed. 41 states allowed 16-foot-wide homes, but they were not sold in North Carolina. Under a trial program approved January 10, 1997, the wider homes could be delivered on specific roads at certain times of day and travel 10 mph below the speed limit, with escort vehicles in front and behind.<sup>[6]</sup><sup>[7]</sup> Eventually, all homes had to leave the state on interstate highways.<sup>[8]</sup>

In December 1997, a study showed that the wider homes could be delivered safely, but some opponents still wanted the program to end.<sup>[9]</sup> On December 2, 1999, the NC Manufactured Housing Institute asked the state Board of Transportation to expand the program to allow deliveries of 16-foot-wide homes within North Carolina.<sup>[8]</sup> A month later, the board extended the pilot program by three months but did not vote to allow shipments within the state.<sup>[10]</sup> In June 2000, the board voted to allow 16-foot-side homes to be shipped to other states on more two-lane roads, and to allow shipments in the state east of US 220. A third escort was required, including a law enforcement officer on two-lane roads.<sup>[11]</sup>

## **New York**

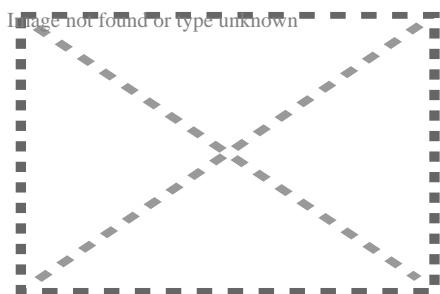
[edit]

In New York State, the Homes and Community Renewal agency tracks mobile home parks and provides regulations concerning them. For example, the agency requires park owners to provide residents with a \$15,000 grant if residents are forced to move when the land is transferred to a new owner. Residents are also granted the right of first refusal for a sale of the park, however, if the owner does not evict tenants for five years, the land sale can go ahead. State law also restricts the annual increase in land lot fee to a cap of 3 percent, unless the landowner demonstrates hardship in a local court, and can then raise the land lot fee by up to 6 percent in a year.<sup>[12]</sup>

## Mobile home parks

[edit]

Main article: Trailer park



Meadow Lanes Estates Mobile Home Park, Ames, Iowa, August 2010, during a flood

Mobile homes are often sited in land lease communities known as trailer parks (also 'trailer courts', 'mobile home parks', 'mobile home communities', 'manufactured home communities', 'factory-built home communities' etc.); these communities allow homeowners to rent space on which to place a home. In addition to providing space, the site often provides basic utilities such as water, sewer, electricity, or natural gas and other amenities such as mowing, garbage removal, community rooms, pools, and playgrounds.

There are over 38,000<sup>[13]</sup> trailer parks in the United States ranging in size from 5 to over 1,000 home sites. Although most parks appeal to meeting basic housing needs, some communities specialize towards certain segments of the market. One subset of mobile home parks, retirement communities, restrict residents to those age 55 and older. Another subset of mobile home parks, seasonal communities, are located in popular vacation destinations or are used as a location for summer homes. In New York State, as of 2019, there were 1,811 parks with 83,929 homes.<sup>[12]</sup>

Newer homes, particularly double-wides, tend to be built to much higher standards than their predecessors and meet the building codes applicable to most areas. That has led to a reduction in the rate of value depreciation of most used units. <sup>[14]</sup>

Additionally, modern homes tend to be built from materials similar to those used in site-built homes rather than inferior, lighter-weight materials. They are also more likely to physically resemble site-built homes. Often, the primary differentiation in appearance is that factory-built homes tend to have less of a roof slope so that they can be readily transported underneath bridges and overpasses. <sup>[citation needed]</sup>

The number of double-wide units sold exceeds the number of single-wides, which is due in part to the aforementioned zoning restrictions. Another reason for higher sales is the spaciousness of double-wide units, which are now comparable to site-built homes. Single-wide units are still popular primarily in rural areas, where there are fewer restrictions. They are frequently used as temporary housing in areas affected by natural disasters when restrictions are temporarily waived. <sup>[citation needed]</sup>

Another recent trend has been parks in which the owner of the mobile home owns the lot on which their unit is parked. Some of these communities simply provide land in a homogeneous neighborhood, but others are operated more like condominiums with club homes complete with swimming pools and meeting rooms which are shared by all of the residents, who are required to pay membership fees and dues.

## By country


[edit]

Mobile home (or mobile-homes) are used in many European campgrounds to refer to fixed caravans, purpose-built cabins, and even large tents, which are rented by the week or even year-round as cheap accommodation, similar to the US concept of a trailer park. Like many other US loanwords, the term is not used widely in Britain. <sup>[citation needed]</sup>

## United Kingdom

[edit]






A mobile home marketed as a holiday home

Mobile Homes or Static Caravans are popular across the United Kingdom. They are more commonly referred to as Park Homes or Leisure Lodges, depending on if they are marketed as a residential dwelling or as a second holiday home residence.

Residential Mobile homes (park homes) are built to the BS3632 standard. This standard is issued by the British Standards Institute. The institute is a UK body who produce a range of standards for businesses and products to ensure they are fit for purpose. The majority of residential parks in the UK have a minimum age limit for their residents, and are generally marketed as retirement or semi-retirement parks. Holiday Homes, static caravans or holiday lodges aren't required to be built to BS3632 standards, but many are built to the standard.



A static caravan park on the cliffs above Beer, Devon, England

In addition to mobile homes, static caravans are popular across the UK. Static caravans have wheels and a rudimentary chassis with no suspension or brakes and are therefore transported on the back of large flatbed lorries, the axle and wheels being used for movement to the final location when the static caravan is moved by tractor or 4x4. A static caravan normally stays on a single plot for many years and has many of the modern conveniences normally found in a home.

Mobile homes are designed and constructed to be transportable by road in one or two sections. Mobile homes are no larger than 20 m x 6.8 m (65 ft 7 in x 22 ft 4 in) with an internal maximum height of 3.05 m (10 ft 0 in). Legally, mobile homes can still be defined as "caravans".

Static holiday caravans generally have sleeping accommodation for 6 to 10 people in 2, 3 or 4 bedrooms and on convertible seating in the lounge referred to as a 'pull out


bed'. They tend towards a fairly "open-plan" layout, and while some units are double glazed and centrally heated for year-round use, cheaper models without double glazing or central heating are available for mainly summer use. Static caravan holiday homes are intended for leisure use and are available in 10 and 12 ft (3.0 and 3.7 m) widths, a small number in 13 and 14 ft (4.0 and 4.3 m) widths, and a few 16 ft (4.9 m) wide, consisting of two 8 ft (2.4 m) wide units joined. Generally, holiday homes are clad in painted steel panels, but can be clad in PVC, timber or composite materials. Static caravans are sited on caravan parks where the park operator of the site leases a plot to the caravan owner. There are many holiday parks in the UK in which one's own static caravan can be owned. There are a few of these parks in areas that are prone to flooding and anyone considering buying a sited static caravan needs to take particular care in checking that their site is not liable to flooding.

Static caravans can be rented on an ad-hoc basis or purchased. Purchase prices range from £25,000 to £100,000. Once purchased, static caravans have various ongoing costs including insurance, site fees, local authority rates, utility charges, winterisation and depreciation. Depending on the type of caravan and the park these costs can range from £1,000 to £40,000 per year.<sup>[15]</sup> Some park owners used to have unfair conditions in their lease contracts but the Office of Fair Trading has produced a guidance document available for download called Unfair Terms in Holiday Caravan Agreements which aims to stop unfair practices.

## Israel

[edit]

Main article: Caravan (Israel)



Posting of *caravan* in Mitzpe Hila, Israel, 1982

Many Israeli settlements and outposts are originally composed of caravans (Hebrew: *caravan*; pl. *caravanim*). They are constructed of light metal, are not insulated but can be outfitted with heating and air-conditioning units, water lines, recessed lighting, and floor tiling to function in a full-

service capacity. Starting in 2005, prefabricated homes, named *caravillas* (Hebrew: קרוונים; a portmanteau of the words caravan, and villa, begin to replace mobile homes in many Israeli settlements.

## Difference from modular homes

[edit]

Main article: Modular home

Because of similarities in the manufacturing process, some companies build both types in their factories. Modular homes are transported on flatbed trucks rather than being towed, and lack axles and an automotive-type frame. However, some modular homes are towed behind a semi-truck or toter on a frame similar to that of a trailer. The home is usually in two pieces and is hauled by two separate trucks. Each frame has five or more axles, depending on the size of the home. Once the home has reached its location, the axles and the tongue of the frame are then removed, and the home is set on a concrete foundation by a large crane.

Both styles are commonly referred to as factory-built housing, but that term's technical use is restricted to a class of homes regulated by the Federal National Mfd. Housing Construction and Safety Standards Act of 1974.

Most zoning restrictions on the homes have been found to be inapplicable or only applicable to modular homes. That occurs often after considerable litigation on the topic by affected jurisdictions and by plaintiffs failing to ascertain the difference. Most modern modulars, once fully assembled, are indistinguishable from site-built homes. Their roofs are usually transported as separate units. Newer modulars also come with roofs that can be raised during the setting process with cranes. There are also modulars with 2 to 4 storeys.

## Gallery

[edit]

Construction starts with the frame.

○

Image not found or type unknown

Construction starts with the frame.

Interior wall assemblies are attached.

○

Image not found or type unknown

**Interior wall assemblies are attached.**

**Roof assembly is set atop home.**

○

Image not found or type unknown

**Roof assembly is set atop home.**

**Drywall is completed.**

○

Image not found or type unknown

**Drywall is completed.**

**Home is ready for delivery to site.**

○

Image not found or type unknown

**Home is ready for delivery to site.**

- A modern "triple wide" home, designed to look like an adobe home

Image not found or type unknown

A modern "triple wide"  
home, designed to look like  
an adobe home  
A mobile home is being moved, California.

- 

Image not found or type unknown

A mobile home  
is being moved,  
California.


- A mobile home being prepared for transport

Image not found or type unknown

A mobile home being  
prepared for transport

## See also

[edit]

-  Image not found or type unknown Housing portal
- All Parks Alliance for Change
- Campervan
- Construction trailer
- Houseboat
- Manufactured housing
- Modular home
- Motorhome
- Nomadic wagons

- Recreational vehicle
- Reefer container housing units
- Small house movement
- Trailer (vehicle)
- Trailer Park Boys
- Trailer trash
- Vardo
- Prefabricated home

## References

[edit]

1. ^ *"Part 17, Mobile Home Parks"*. *ny.gov*.
2. ^ *"Mobile Manufactured Homes"*. *ct.gov*. Retrieved 28 March 2018.
3. ^ *"Caravan Repairs? Great Caravan Repair Deals!"*. *canterburycaravans.com.au*.
4. ^ *"Titles for Mobile Homes"*. *AAA Digest of Motor Laws*.
5. ^ *Andrews, Jeff (January 29, 2018). "HUD to explore deregulating manufactured housing"*. *Curbed*. Archived from the original on 2018-01-29. Retrieved 2019-04-19.
6. ^ *Hackett, Thomas (January 11, 1997). "Extra-wide homes to take to the road"*. *News & Observer*. p. A3.
7. ^ *Mitchell, Kirsten B. (January 10, 1997). "Wider trailer transport OK'd"*. *Star-News*. p. 1A.
8. ^ *a b Whitacre, Dianne (December 2, 1999). "Mobile-Home Makers Look to Squeeze on N.C. Roads"*. *The Charlotte Observer*. p. 1C.
9. ^ *"Study: Keep Curbs on Transporting Wide Mobile Homes"*. *The Charlotte Observer*. December 1, 1997. p. 4C.
10. ^ *Bonner, Lynn (January 7, 2000). "Program for wide mobile homes extended"*. *News & Observer*. p. A3.
11. ^ *"Wide mobile homes given final approval"*. *News & Observer*. June 3, 2000. p. A3.
12. ^ *a b Liberatore, Wendy (January 23, 2022). "Saratoga County's mobile home parks - a sign of an affordable housing crisis"*. *www.timesunion.com*. Retrieved January 23, 2022.
13. ^ *"Database of Mobile Home Parks in the United States"*. Retrieved 2009-02-17.
14. ^ *"Homes"*. *Answers.com*. Retrieved 2006-09-12.
15. ^ *"Cost of a static caravan or lodge"*. *StaticCaravanExpert*. 28 December 2020. Retrieved 2021-03-07.

## Further reading

[edit]

- *Benson, J. E. (1990). Good neighbors: Ethnic relations in Garden City trailer courts. Urban Anthropology, 19, 361–386.*

- Burch-Brown, C. (1996). *Trailers*. Charlottesville: University Press of Virginia. Text by David Rigsbee.
- Geisler, C. C., & Mitsuda, H. (1987). Mobile-home growth, regulation, and discrimination in upstate New York. *Rural Sociology*, 52, 532–543.
- Hart, J. F., Rhodes, M. J., & Morgan, J. T. (2002). *The unknown world of the mobile home*. Baltimore: Johns Hopkins University Press.
- MacTavish, K. A., & Salamon, S. (2001). Mobile home park on the prairie: A new rural community form. *Rural Sociology*, 66, 487–506.
- Moore, B. (2006). Trailer trash: The world of trailers and mobile homes in the Southwest. Laughlin: *Route 66 Magazine*.
- Thornburg, D. A. (1991). *Galloping bungalows: The rise and demise of the American house trailer*. Hamden: Archon Books.
- Wallis, A. D. (1991). *Wheel estate: The rise and decline of mobile homes*. New York: Oxford University Press.

## External links

[edit]

 not found or type unknown

Wikimedia Commons has media related to ***Mobile homes***.

- Regulating body in the UK
- US Federal Manufactured Home Construction and Safety Standards

## About Royal Supply Inc

### Photo

Image not found or type unknown

### Photo

Image not found or type unknown

### Photo

Image not found or type unknown

### Photo

Image not found or type unknown

### Photo

Image not found or type unknown

## Photo

Image not found or type unknown

## Things To Do in Johnson County

---

### Photo

Image not found or type unknown

### TimberRidge Adventure Center

**4.6 (101)**

### Photo

Image not found or type unknown

### Heritage Park

**4.6 (763)**

### Photo



**Museum at Prairiefire**

**4.3 (1149)**

**Photo**

Image not found or type unknown

**Johnson County Museum**

**4.7 (709)**

**Photo**

Image not found or type unknown

**Ensor Park & Museum**

**4.9 (19)**

**Photo**



94.731202!2d38.953081!1m5!1m1!1sChIJ\_XoYwMj7wlcRCNrQGPAF00Y!2m2!1d-94.7597267!2d38.9453734!3e0

Driving Directions From Johnson County Museum to Royal Supply Inc

Driving Directions From 9/11 Memorial to Royal Supply Inc

Driving Directions From Firefly Forest to Royal Supply Inc

Driving Directions From Firefly Forest to Royal Supply Inc

Driving Directions From Overland Park Arboretum & Botanical Gardens to Royal Supply Inc

Driving Directions From Ernie Miller Park & Nature Center to Royal Supply Inc

[https://www.google.com/maps/dir/Ernie+Miller+Park+%26+Nature+Center/Royal+Supply+Inc/@38.8409835,14z/data=!3m1!4b1!4m14!4m13!1m5!1m1!1sunknown!2m2!1d-94.8409835!2d38.8967913!1m5!1m1!1sChIJ\\_XoYwMj7wlcRCNrQGPAF00Y!2m2!1d-94.7597267!2d38.9453734!3e0](https://www.google.com/maps/dir/Ernie+Miller+Park+%26+Nature+Center/Royal+Supply+Inc/@38.8409835,14z/data=!3m1!4b1!4m14!4m13!1m5!1m1!1sunknown!2m2!1d-94.8409835!2d38.8967913!1m5!1m1!1sChIJ_XoYwMj7wlcRCNrQGPAF00Y!2m2!1d-94.7597267!2d38.9453734!3e0)

[https://www.google.com/maps/dir/Heritage+Park/Royal+Supply+Inc/@38.8308502,-94.7528206,14z/data=!3m1!4b1!4m14!4m13!1m5!1m1!1sunknown!2m2!1d-94.7528206!2d38.8308502!1m5!1m1!1sChIJ\\_XoYwMj7wlcRCNrQGPAF00Y!2m2!1d-94.7597267!2d38.9453734!3e0](https://www.google.com/maps/dir/Heritage+Park/Royal+Supply+Inc/@38.8308502,-94.7528206,14z/data=!3m1!4b1!4m14!4m13!1m5!1m1!1sunknown!2m2!1d-94.7528206!2d38.8308502!1m5!1m1!1sChIJ_XoYwMj7wlcRCNrQGPAF00Y!2m2!1d-94.7597267!2d38.9453734!3e0)

[https://www.google.com/maps/dir/Johnson+County+Museum/Royal+Supply+Inc/@38.946682275,14z/data=!3m1!4b1!4m14!4m13!1m5!1m1!1sunknown!2m2!1d-94.6682275!2d38.9697731!1m5!1m1!1sChIJ\\_XoYwMj7wlcRCNrQGPAF00Y!2m2!1d-94.7597267!2d38.9453734!3e0](https://www.google.com/maps/dir/Johnson+County+Museum/Royal+Supply+Inc/@38.946682275,14z/data=!3m1!4b1!4m14!4m13!1m5!1m1!1sunknown!2m2!1d-94.6682275!2d38.9697731!1m5!1m1!1sChIJ_XoYwMj7wlcRCNrQGPAF00Y!2m2!1d-94.7597267!2d38.9453734!3e0)

Reviews for Royal Supply Inc

---

## Royal Supply Inc

Image not found or type unknown

**william mann**

**(5)**

Needed an exterior door in a hurry after storm damaged mine. All the big box stores were days or weeks out on a 34x76 door. Google lead me here, I went in, asked if he had one that size, took me in their warehouse and showed me several options. Found a door I liked, and they had all the additional hardware to install I needed. One stop shop, friendly and helpful. Priced right too.

## Royal Supply Inc

Image not found or type unknown

**Ashley Foster**

**(5)**

In a rush we had to replace our tub/surround in our home. We ordered online with another supplier and had a HORRIBLE experience. A friend recommended Royal Supply and they had exactly what we needed. We paid, loaded our trailer and were gone in less than 15 minutes. They are friendly and very helpful. Would definitely recommend to family and friends.

## Royal Supply Inc

Image not found or type unknown

**Donald Waggoner**

**(4)**

I received a furnace installment from this place and was extremely happy with the furnace installation, but during the installation, they did something to completely make my hot water heater not work. They installed it on Friday at noon, and by the time I realized I had no hot water, it's after they closed, which left me with no hot water. Update: I had to call someone else out to help get my hot water heater fixed and operating correctly. While I am extremely grateful to the company for installing a great furnace, my final review will stay at 4 stars for the fact that the team did not address the hot water heater back to working order. I may use them for further things in the future, but I must leave this review to help others not have the same issues as me.

## Royal Supply Inc

Image not found or type unknown

**J.**

**(1)**

Terrible AC install. Skipped on 90°c fittings for the electric conduit under my house, they used black electrical tape instead, I look under my house to find bare wires that are not in a conduit which is an electrical safety no no and could lead to my house burning down. Left a massive gaping hole in my insulation leaving me to deal with itchy fiberglass myself which I only discovered after a summer of high electricity bills due to terrible insulation.

## Royal Supply Inc

Image not found or type unknown

Caleb Roye

(5)

incredibly helpful staff. very educated on products and installation.

Strategies for Reducing Vibrations and Noise Transfer [View GBP](#)

## Frequently Asked Questions

**What materials can be used to reduce vibrations in HVAC systems?**

To reduce vibrations in HVAC systems, use vibration isolators like rubber pads, spring mounts, or neoprene hangers. These materials absorb and dampen vibrations, preventing them from transferring through the structure.

**How can ductwork design minimize noise transfer in seasonal HVAC systems?**

Proper ductwork design minimizes noise by using flexible ducts to isolate equipment sounds, installing acoustic liners or silencers inside ducts, and ensuring ducts are appropriately sized to avoid turbulence that generates noise.

**What maintenance practices help control noise levels in HVAC systems?**

Regular maintenance practices such as lubricating moving parts, tightening loose components, replacing worn belts and bearings, and cleaning fans and coils help control noise levels by ensuring the system operates smoothly without excess friction or imbalance.

Royal Supply Inc

Phone : +18164837979

City : Lenexa

State : KS

Zip : 66215

Address : Unknown Address

### **Google Business Profile**

Company Website : <https://royal-durhamsupply.com/locations/lenexa-kansas/>

### **Sitemap**

### **Privacy Policy**

### **About Us**